

MOSQUITOES

CAN LIVE INDOORS AND WILL BITE AT ANY TIME, DAY OR NIGHT.



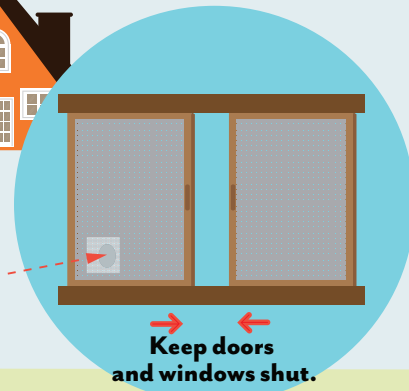
Keep them **outside**



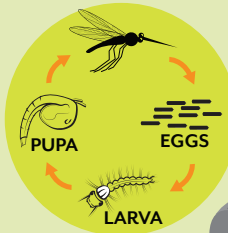
Keep screens on all windows.

Use air conditioning.

Repair holes in screens.



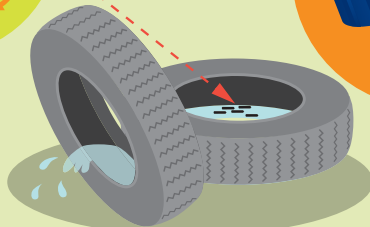
Stop them from **breeding**



Mosquitoes breed by laying eggs in and near standing water.



As little as one teaspoon or bottle cap of water standing for more than one week is enough for mosquitoes to breed and multiply.




At your house or business:

Put away items that are outside and not being used because they could hold standing water.



In your garden:

Keep flower pots and saucers free of standing water. Some plants, such as bromeliads, hold water in their leaves—flush out water-holding plants with your hose once a week.



Around all buildings:

At least once a week, empty, turn over or cover anything that could hold water:

- tires
- buckets
- toys
- pools & pool covers
- birdbaths
- trash, trash containers and recycling bins
- boat or car covers
- roof gutters
- coolers
- pet dishes

05/16/18

¡MOSQUITOS!

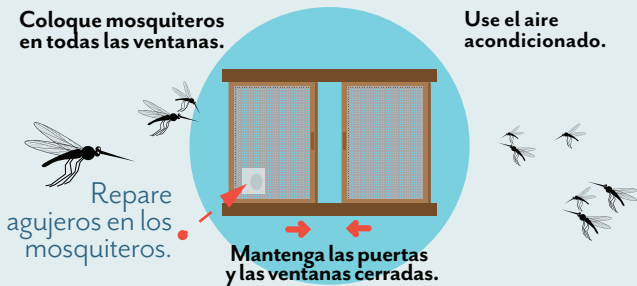
PUEDEN VIVIR A DENTRO Y LO PICARÁN A CUALQUIER HORA, DE DÍA O DE NOCHE.

Mantenga los mosquitos **afuera**



Coloque mosquiteros en todas las ventanas.

Use el aire acondicionado.



MOUSTIK

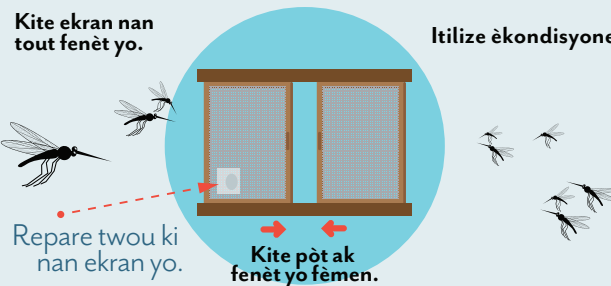
KA VIV ANDEDAN KAY YO EPI MÒDE NENPÒT KI LÈ, LAJOUNEN KOU LANNWIT.

Kite yo **deyò**




Kite ekran nan tout fenèt yo.

Itilize èkondisyone.




No deje que se **reproduzcan** los ¡MOSQUITOS!

Los mosquitos se reproducen al poner huevos en y cerca del agua estancada.



Tan solo una cucharadita o tapa de botella de agua estancada durante más de una semana es suficiente para que los mosquitos se reproduzcan y se multipliquen.

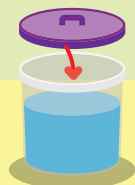


Moustik kale lè yo ponn ze nan dlo oswa tou pre dlo ki rete poze.

Menm si se yon ti kiyè oswa yon bouchon boutè ki gen dlo poze ladan'l pou plis pase yon semèn sifi pou moustik yo kale epi multipliyè.

En tu casa o trabajo:

Quita los elementos que están afuera y no se utilizan porque podrían retener agua estancada.



Alrededor de todos los edificaciones:

Al menos una vez a la semana, desocupe, vuelta o cubra todo lo que podría retener agua:

- neumáticos
- baldes
- juguetes
- piscinas y cubiertas para piscina
- bebaderos de aves
- cacecas
- recipientes de reciclaje
- cubiertas de carros o botes
- canaletas
- hielera
- platos de mascotas

En su jardín:

Mantenga las macetas y los platillos libres de agua estancada. Algunas plantas, como las bromelias, mantienen agua en sus hojas. Riegue las plantas que retienen agua con su manguera una vez por semana.



Lakay ou oswa nan biznis ou:

Retire bagay ki deyò kay la ke ou pa itilize, paske dlo ka rete poze ladan yo.



Alantou tout bilding yo:

Omwen yon fwa pa semèn, vide, vire, oswa kouvri nenpòt bagay ki ta ka kenbe dlo:

- kawotchou
- bokit
- jwèt

pisin ak kouvèti pou piscin

basen pou zwazo

fatra, bokit fatra, ak poubèl pou resikle

kouvèti pou bato oswa machin

goutyè sou do-kay

koulè

asyèt pou bèt

