

# COVID-19: vaccine summary

Vaccination data through May 25, 2021 as of May 26, 2021 at 12:05 AM

Data in this report are provisional and subject to change.

Data in this summary pertain to COVID-19 vaccines approved by the U.S. Food and Drug Administration and have been issued an Emergency Use Authorization (Janssen COVID-19 Vaccine, Moderna COVID-19 Vaccine and Pfizer-BioNTech COVID-19 Vaccine). These data summarize the number of people who have received either their first dose or have completed the series for a COVID-19 vaccine. **A person can only be counted in one category, first dose or series complete.** For persons receiving Moderna or Pfizer vaccines, once they receive their second dose, they are moved from the first dose column to the series completed column. **Because of this, the total first dose category may show a change from report to report not matching the total receiving their first dose from the previous day.** Persons receiving Johnson & Johnson vaccines will always be counted in the series completed column.

## COVID-19 doses for vaccinated persons in Florida

**Doses** 17,445,785

People receiving one dose of a 1-dose series (Johnson & Johnson) or receiving only one dose of a 2-dose series (Moderna, Pfizer) count once. Persons receiving both doses of a 2-dose series count twice.

## Current status of persons vaccinated for COVID-19 in Florida

**Total people vaccinated** 10,123,898

First dose 2,032,885

Series completed 8,091,013

Completed 1-dose series 769,126

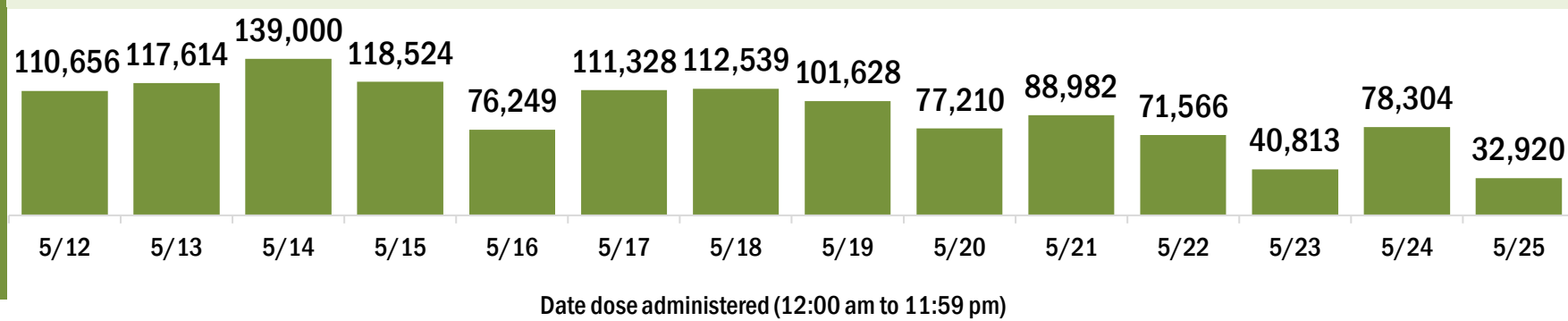
Completed 2-dose series 7,321,887

**First dose:** current number of people who have only received their first dose of the Moderna or Pfizer vaccine.

**Series complete:** current number of people who have received both Moderna or Pfizer vaccine doses or one Johnson & Johnson dose and are considered fully immunized.

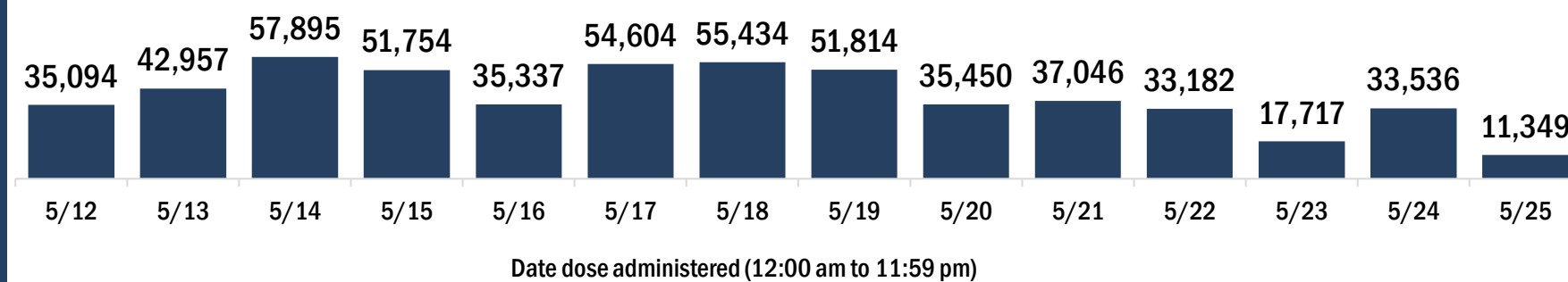
Demographic summary	First dose	Series complete	Total people vaccinated
<b>Age group</b>	2,032,885	8,091,013	10,123,898
12-14 years	69,919	0	69,919
15-24 years	250,108	474,396	724,504
25-34 years	251,530	685,374	936,904
35-44 years	277,132	888,102	1,165,234
45-54 years	298,829	1,155,004	1,453,833
55-64 years	330,953	1,622,634	1,953,587
65-74 years	304,414	1,863,728	2,168,142
75-84 years	176,206	1,053,323	1,229,529
85+ years	73,794	348,452	422,246
<b>Race</b>	2,032,885	8,091,013	10,123,898
White	1,225,639	5,450,110	6,675,749
Black	173,540	553,005	726,545
American Indian/Alaskan	10,815	28,561	39,376
Other	260,049	879,653	1,139,702
Unknown	362,842	1,179,684	1,542,526
<small>Other race includes Asian, native Hawaiian/Pacific Islander, or other.</small>			
<b>Ethnicity</b>	2,032,885	8,091,013	10,123,898
Hispanic	481,421	1,313,925	1,795,346
Non-Hispanic	830,851	4,177,937	5,008,788
Unknown	720,613	2,599,151	3,319,764
<b>Gender</b>	2,032,885	8,091,013	10,123,898
Female	1,068,447	4,436,243	5,504,690
Male	953,832	3,642,746	4,596,578
Unknown	10,606	12,024	22,630

## COVID-19 doses administered for the past 2 weeks

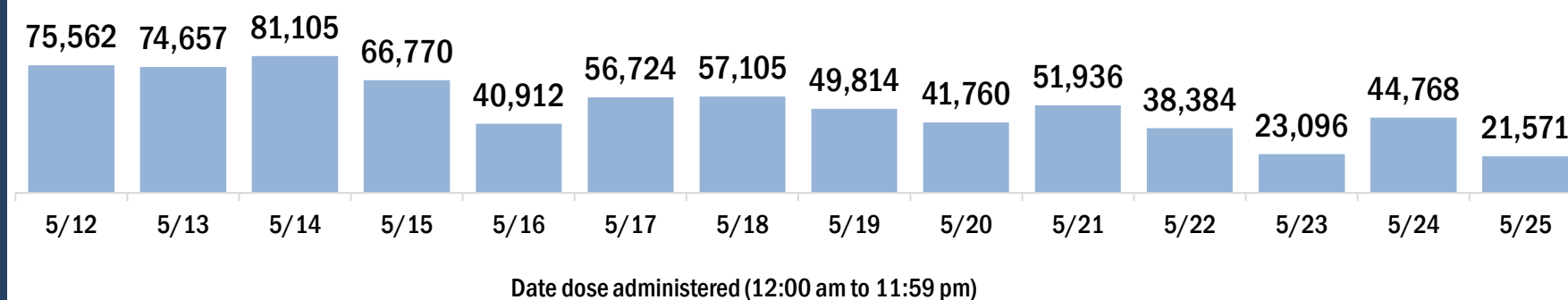


## Persons vaccinated for COVID-19 for the past 2 weeks

### Number of persons who received their first dose of a two-dose series of the COVID-19 vaccine



### Number of persons who completed the COVID-19 vaccine series



# COVID-19: vaccine summary

Vaccination data through May 25, 2021 as of May 26, 2021 at 12:05 AM

Data in this report are provisional and subject to change.

This table summarizes the number of people who have received either their first dose or have completed the series for a COVID-19 vaccine. A person can only be counted in one category, first dose or series complete. Persons receiving Johnson & Johnson vaccines will always be counted in the series completed column (see previous page for additional information).

County of residence	Yesterday (May 25)			Cumulative		
	First dose	Series complete	Total people vaccinated	First dose	Series complete	Total people vaccinated
Alachua	42	70	112	19,572	108,201	127,773
Baker	6	25	31	1,542	4,816	6,358
Bay	49	82	131	9,650	46,953	56,603
Bradford	8	8	16	3,081	6,336	9,417
Brevard	166	398	564	46,307	225,650	271,957
Broward	1,412	2,692	4,104	219,377	754,676	974,053
Calhoun	2	4	6	485	3,054	3,539
Charlotte	57	130	187	23,063	85,584	108,647
Citrus	40	115	155	9,659	55,220	64,879
Clay	76	108	184	11,900	59,024	70,924
Collier	158	374	532	34,825	173,421	208,246
Columbia	33	55	88	2,464	15,368	17,832
Dade	2,655	5,136	7,791	353,191	1,150,081	1,503,272
Desoto	6	19	25	3,851	9,645	13,496
Dixie	2	6	8	961	3,174	4,135
Duval	375	701	1,076	64,674	299,462	364,136
Escambia	71	193	264	19,148	88,417	107,565
Flagler	21	58	79	8,726	48,386	57,112
Franklin	8	8	16	499	3,859	4,358
Gadsden	16	44	60	2,803	15,424	18,227
Gilchrist	10	24	34	655	3,854	4,509
Glades	6	8	14	632	4,094	4,726
Gulf	3	9	12	804	3,902	4,706
Hamilton	1	0	1	400	2,944	3,344
Hardee	8	12	20	1,699	5,654	7,353
Hendry	10	16	26	2,388	10,130	12,518
Hernando	77	123	200	13,333	62,705	76,038
Highlands	53	53	106	11,727	34,011	45,738
Hillsborough	835	1,393	2,228	148,491	469,229	617,720
Holmes	4	6	10	560	3,521	4,081
Indian River	38	70	108	19,479	68,476	87,955
Jackson	26	45	71	2,214	11,757	13,971
Jefferson	9	23	32	656	4,854	5,510
Lafayette	7	14	21	368	2,063	2,431
Lake	151	352	503	28,141	145,922	174,063
Lee	233	570	803	63,907	296,866	360,773
Leon	165	123	288	20,189	102,924	123,113
Levy	15	39	54	1,941	11,152	13,093
Liberty	0	1	1	343	1,794	2,137
Madison	5	16	21	961	4,890	5,851
Manatee	78	156	234	33,641	152,179	185,820
Marion	125	180	305	23,883	128,761	152,644
Martin	30	87	117	14,422	66,268	80,690
Monroe	24	40	64	9,468	32,728	42,196
Nassau	15	66	81	3,966	32,076	36,042
Okaloosa	93	284	377	11,013	56,438	67,451
Okeechobee	10	11	21	2,131	10,339	12,470
Orange	891	1,878	2,769	123,207	503,434	626,641
Osceola	395	673	1,068	37,107	132,844	169,951
Out-Of-State	331	361	692	86,870	158,013	244,883
Palm Beach	594	1,127	1,721	140,109	591,270	731,379
Pasco	165	380	545	43,959	190,311	234,270
Pinellas	368	730	1,098	73,078	395,310	468,388
Polk	343	691	1,034	60,200	212,427	272,627
Putnam	29	53	82	5,040	16,401	21,441
Santa Rosa	77	156	233	11,524	50,572	62,096
Sarasota	154	223	377	48,876	207,291	256,167
Seminole	247	360	607	34,688	184,113	218,801
St. Johns	53	116	169	16,369	119,404	135,773
St. Lucie	158	276	434	30,631	110,425	141,056
Sumter	31	58	89	9,742	76,947	86,689
Suwannee	29	53	82	1,764	9,032	10,796
Taylor	0	2	2	1,256	4,908	6,164
Union	2	9	11	709	2,729	3,438
Unknown	38	74	112	3,530	8,431	11,961
Volusia	179	358	537	42,251	194,843	237,094
Wakulla	9	10	19	2,601	8,873	11,474
Walton	18	25	43	5,260	21,843	27,103
Washington	4	11	15	924	5,310	6,234
<b>Total</b>	<b>11,349</b>	<b>21,571</b>	<b>32,920</b>	<b>2,032,885</b>	<b>8,091,013</b>	<b>10,123,898</b>