

# COVID-19: vaccine summary

Vaccination data through May 24, 2021 as of May 25, 2021 at 12:05 AM

Data in this report are provisional and subject to change.

Data in this summary pertain to COVID-19 vaccines approved by the U.S. Food and Drug Administration and have been issued an Emergency Use Authorization (Janssen COVID-19 Vaccine, Moderna COVID-19 Vaccine and Pfizer-BioNTech COVID-19 Vaccine). These data summarize the number of people who have received either their first dose or have completed the series for a COVID-19 vaccine. **A person can only be counted in one category, first dose or series complete.** For persons receiving Moderna or Pfizer vaccines, once they receive their second dose, they are moved from the first dose column to the series completed column. **Because of this, the total first dose category may show a change from report to report not matching the total receiving their first dose from the previous day.** Persons receiving Johnson & Johnson vaccines will always be counted in the series completed column.

## COVID-19 doses for vaccinated persons in Florida

**Doses** 17,355,718

People receiving one dose of a 1-dose series (Johnson & Johnson) or receiving only one dose of a 2-dose series (Moderna, Pfizer) count once. Persons receiving both doses of a 2-dose series count twice.

## Current status of persons vaccinated for COVID-19 in Florida

**Total people vaccinated** 10,075,311

First dose 2,036,370

Series completed 8,038,941

Completed 1-dose series 758,534

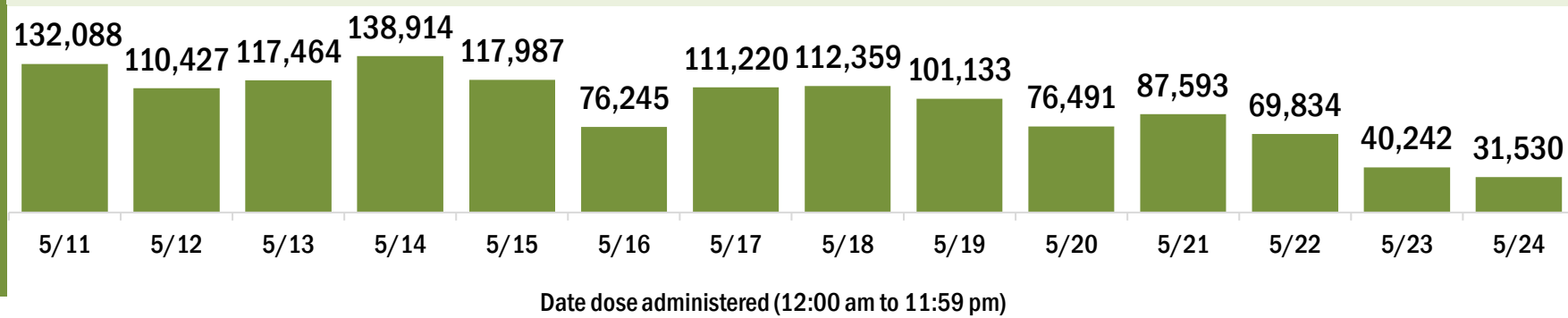
Completed 2-dose series 7,280,407

**First dose:** current number of people who have only received their first dose of the Moderna or Pfizer vaccine.

**Series complete:** current number of people who have received both Moderna or Pfizer vaccine doses or one Johnson & Johnson dose and are considered fully immunized.

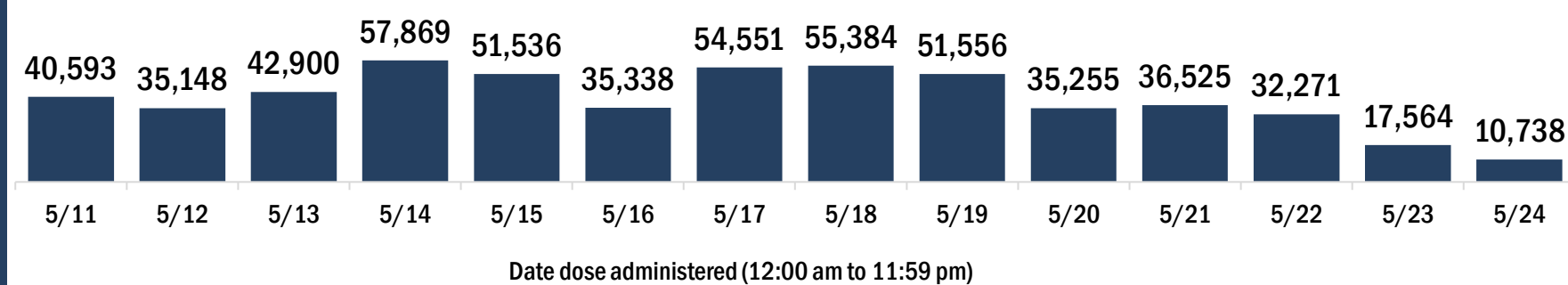
Demographic summary	First dose	Series complete	Total people vaccinated
<b>Age group</b>	2,036,370	8,038,941	10,075,311
12-14 years	66,476	0	66,476
15-24 years	248,550	467,085	715,635
25-34 years	252,062	676,682	928,744
35-44 years	278,196	878,413	1,156,609
45-54 years	300,672	1,145,226	1,445,898
55-64 years	333,705	1,613,203	1,946,908
65-74 years	305,707	1,859,299	2,165,006
75-84 years	176,991	1,051,228	1,228,219
85+ years	74,011	347,805	421,816
<b>Race</b>	2,036,370	8,038,941	10,075,311
White	1,228,047	5,421,419	6,649,466
Black	172,990	548,646	721,636
American Indian/Alaskan	10,781	28,340	39,121
Other	258,876	872,572	1,131,448
Unknown	365,676	1,167,964	1,533,640
<small>Other race includes Asian, native Hawaiian/Pacific Islander, or other.</small>			
<b>Ethnicity</b>	2,036,370	8,038,941	10,075,311
Hispanic	479,048	1,301,506	1,780,554
Non-Hispanic	832,400	4,159,296	4,991,696
Unknown	724,922	2,578,139	3,303,061
<b>Gender</b>	2,036,370	8,038,941	10,075,311
Female	1,070,068	4,410,693	5,480,761
Male	955,635	3,616,305	4,571,940
Unknown	10,667	11,943	22,610

## COVID-19 doses administered for the past 2 weeks

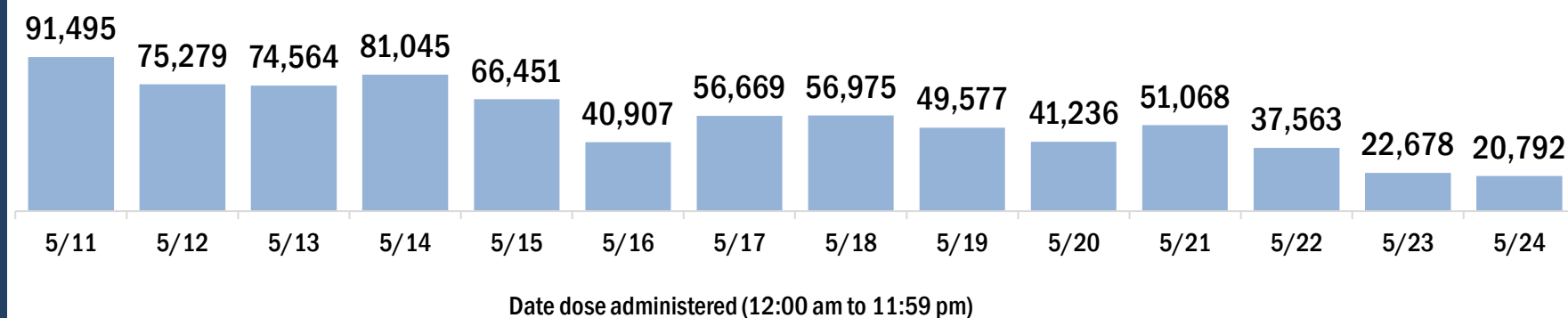


## Persons vaccinated for COVID-19 for the past 2 weeks

### Number of persons who received their first dose of a two-dose series of the COVID-19 vaccine



### Number of persons who completed the COVID-19 vaccine series



# COVID-19: vaccine summary

Vaccination data through May 24, 2021 as of May 25, 2021 at 12:05 AM

Data in this report are provisional and subject to change.

This table summarizes the number of people who have received either their first dose or have completed the series for a COVID-19 vaccine. A person can only be counted in one category, first dose or series complete. Persons receiving Johnson & Johnson vaccines will always be counted in the series completed column (see previous page for additional information).

County of residence	Yesterday (May 24)			Cumulative		
	First dose	Series complete	Total people vaccinated	First dose	Series complete	Total people vaccinated
Alachua	53	52	105	19,836	107,522	127,358
Baker	9	5	14	1,562	4,782	6,344
Bay	45	108	153	9,660	46,728	56,388
Bradford	16	14	30	3,077	6,319	9,396
Brevard	159	423	582	46,725	224,281	271,006
Broward	1,334	2,528	3,862	219,204	749,189	968,393
Calhoun	1	6	7	485	3,043	3,528
Charlotte	64	103	167	23,134	85,280	108,414
Citrus	30	55	85	9,740	55,016	64,756
Clay	120	108	228	11,853	58,761	70,614
Collier	140	247	387	34,902	172,619	207,521
Columbia	13	25	38	2,473	15,263	17,736
Dade	2,317	5,342	7,659	352,845	1,140,338	1,493,183
Desoto	8	44	52	3,867	9,572	13,439
Dixie	1	11	12	960	3,166	4,126
Duval	464	812	1,276	64,586	298,044	362,630
Escambia	79	238	317	19,277	87,857	107,134
Flagler	33	154	187	8,740	48,222	56,962
Franklin	0	0	0	496	3,849	4,345
Gadsden	44	29	73	2,828	15,346	18,174
Gilchrist	3	12	15	662	3,818	4,480
Glades	7	17	24	633	4,083	4,716
Gulf	11	12	23	812	3,876	4,688
Hamilton	5	3	8	395	2,942	3,337
Hardee	8	33	41	1,696	5,639	7,335
Hendry	20	32	52	2,389	10,094	12,483
Hernando	56	140	196	13,363	62,389	75,752
Highlands	21	41	62	11,765	33,847	45,612
Hillsborough	776	1,509	2,285	148,707	465,752	614,459
Holmes	3	12	15	553	3,513	4,066
Indian River	34	94	128	19,476	68,177	87,653
Jackson	7	14	21	2,228	11,712	13,940
Jefferson	13	10	23	670	4,829	5,499
Lafayette	0	2	2	376	2,047	2,423
Lake	165	329	494	28,359	145,099	173,458
Lee	276	469	745	64,275	295,414	359,689
Leon	138	154	292	20,072	102,579	122,651
Levy	10	25	35	1,967	11,084	13,051
Liberty	1	3	4	342	1,793	2,135
Madison	17	12	29	971	4,870	5,841
Manatee	86	142	228	33,825	151,498	185,323
Marion	151	223	374	23,963	128,249	152,212
Martin	34	39	73	14,495	66,003	80,498
Monroe	19	88	107	9,570	32,240	41,810
Nassau	21	56	77	3,979	31,960	35,939
Okaloosa	100	95	195	11,088	56,053	67,141
Okeechobee	13	14	27	2,127	10,275	12,402
Orange	934	1,682	2,616	123,470	499,110	622,580
Osceola	310	550	860	36,972	131,325	168,297
Out-Of-State	337	323	660	86,127	157,067	243,194
Palm Beach	652	1,054	1,706	140,198	587,969	728,167
Pasco	151	334	485	44,076	189,296	233,372
Pinellas	266	758	1,024	73,722	393,152	466,874
Polk	273	580	853	60,571	210,500	271,071
Putnam	18	31	49	5,048	16,323	21,371
Santa Rosa	28	62	90	11,553	50,296	61,849
Sarasota	119	299	418	49,067	206,536	255,603
Seminole	166	217	383	35,043	182,489	217,532
St. Johns	88	125	213	16,522	118,842	135,364
St. Lucie	116	235	351	30,814	109,593	140,407
Sumter	31	56	87	9,758	76,811	86,569
Suwannee	10	10	20	1,784	8,964	10,748
Taylor	8	10	18	1,252	4,896	6,148
Union	7	3	10	708	2,718	3,426
Unknown	28	239	267	3,491	8,335	11,826
Volusia	251	309	560	42,431	193,799	236,230
Wakulla	6	8	14	2,577	8,854	11,431
Walton	9	19	28	5,252	21,736	26,988
Washington	4	5	9	926	5,298	6,224
<b>Total</b>	<b>10,737</b>	<b>20,793</b>	<b>31,530</b>	<b>2,036,370</b>	<b>8,038,941</b>	<b>10,075,311</b>