

# COVID-19: vaccine summary

Vaccination data through May 23, 2021 as of May 24, 2021 at 12:05 AM

Data in this report are provisional and subject to change.

Data in this summary pertain to COVID-19 vaccines approved by the U.S. Food and Drug Administration and have been issued an Emergency Use Authorization (Janssen COVID-19 Vaccine, Moderna COVID-19 Vaccine and Pfizer-BioNTech COVID-19 Vaccine). These data summarize the number of people who have received either their first dose or have completed the series for a COVID-19 vaccine. **A person can only be counted in one category, first dose or series complete.** For persons receiving Moderna or Pfizer vaccines, once they receive their second dose, they are moved from the first dose column to the series completed column. **Because of this, the total first dose category may show a change from report to report not matching the total receiving their first dose from the previous day.** Persons receiving Johnson & Johnson vaccines will always be counted in the series completed column.

## COVID-19 doses for vaccinated persons in Florida

**Doses** 17,281,568

People receiving one dose of a 1-dose series (Johnson & Johnson) or receiving only one dose of a 2-dose series (Moderna, Pfizer) count once. Persons receiving both doses of a 2-dose series count twice.

## Current status of persons vaccinated for COVID-19 in Florida

**Total people vaccinated** 10,035,446

First dose 2,039,602

Series completed 7,995,844

Completed 1-dose series 749,722

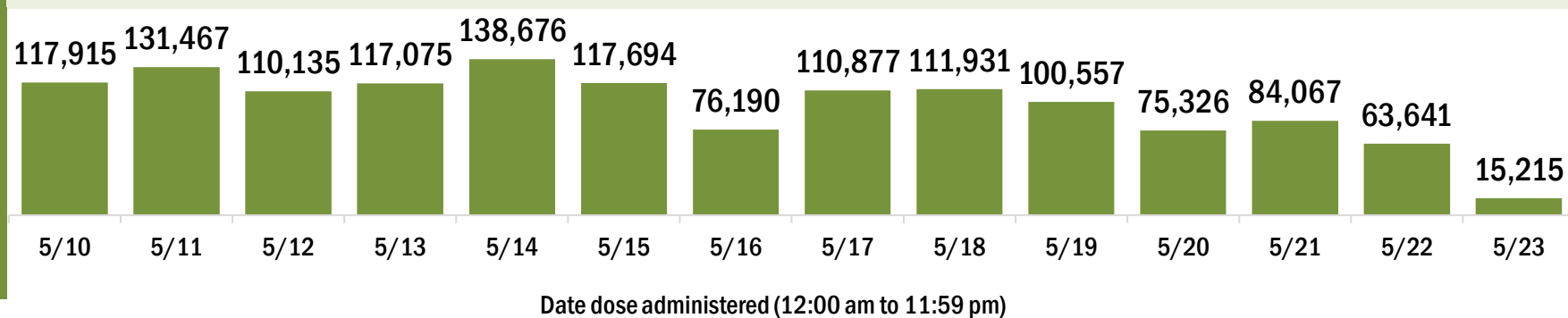
Completed 2-dose series 7,246,122

**First dose:** current number of people who have only received their first dose of the Moderna or Pfizer vaccine.

**Series complete:** current number of people who have received both Moderna or Pfizer vaccine doses or one Johnson & Johnson dose and are considered fully immunized.

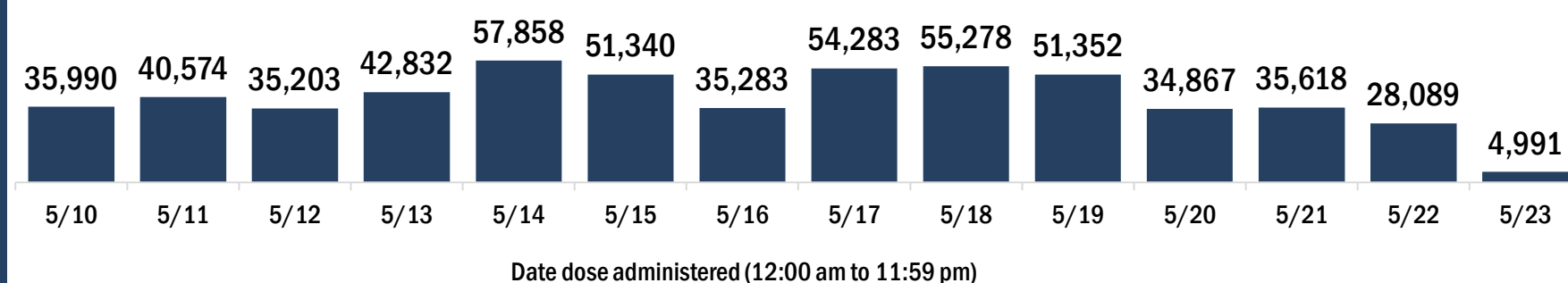
Demographic summary	First dose	Series complete	Total people vaccinated
<b>Age group</b>	2,039,602	7,995,844	10,035,446
12-14 years	62,771	0	62,771
15-24 years	246,867	461,555	708,422
25-34 years	252,696	669,278	921,974
35-44 years	279,285	870,101	1,149,386
45-54 years	302,380	1,136,855	1,439,235
55-64 years	336,279	1,605,612	1,941,891
65-74 years	307,261	1,855,701	2,162,962
75-84 years	177,758	1,049,528	1,227,286
85+ years	74,305	347,214	421,519
<b>Race</b>	2,039,602	7,995,844	10,035,446
White	1,230,158	5,397,238	6,627,396
Black	172,353	545,176	717,529
American Indian/Alaskan	10,627	28,127	38,754
Other	257,775	866,340	1,124,115
Unknown	368,689	1,158,963	1,527,652
<small>Other race includes Asian, native Hawaiian/Pacific Islander, or other.</small>			
<b>Ethnicity</b>	2,039,602	7,995,844	10,035,446
Hispanic	476,241	1,291,158	1,767,399
Non-Hispanic	833,661	4,143,331	4,976,992
Unknown	729,700	2,561,355	3,291,055
<b>Gender</b>	2,039,602	7,995,844	10,035,446
Female	1,071,482	4,389,978	5,461,460
Male	957,477	3,593,963	4,551,440
Unknown	10,643	11,903	22,546

## COVID-19 doses administered for the past 2 weeks

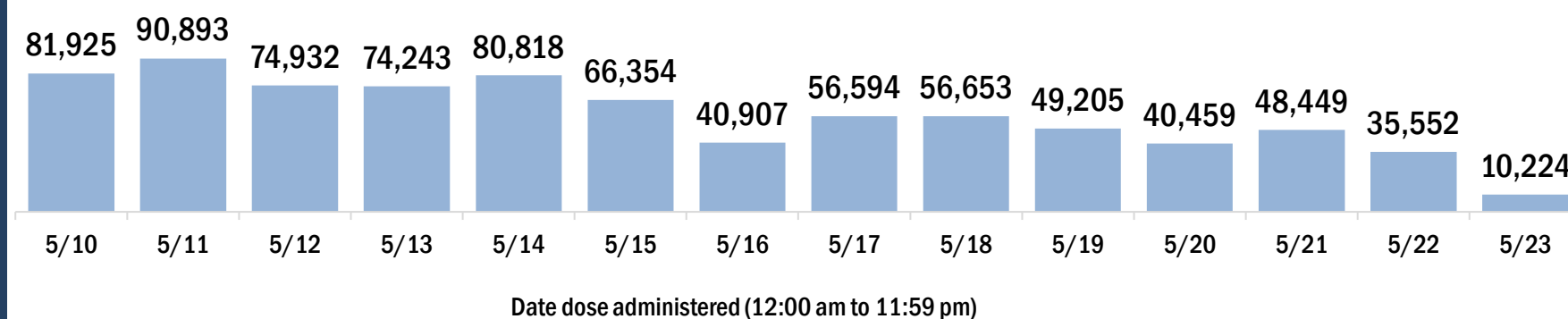


## Persons vaccinated for COVID-19 for the past 2 weeks

### Number of persons who received their first dose of a two-dose series of the COVID-19 vaccine



### Number of persons who completed the COVID-19 vaccine series



# COVID-19: vaccine summary

Vaccination data through May 23, 2021 as of May 24, 2021 at 12:05 AM

Data in this report are provisional and subject to change.

This table summarizes the number of people who have received either their first dose or have completed the series for a COVID-19 vaccine. A person can only be counted in one category, first dose or series complete. Persons receiving Johnson & Johnson vaccines will always be counted in the series completed column (see previous page for additional information).

County of residence	Yesterday (May 23)			Cumulative		
	First dose	Series complete	Total people vaccinated	First dose	Series complete	Total people vaccinated
Alachua	17	17	34	19,785	107,096	126,881
Baker	0	8	8	1,559	4,768	6,327
Bay	23	28	51	9,717	46,515	56,232
Bradford	2	15	17	3,067	6,296	9,363
Brevard	26	94	120	47,428	221,921	269,349
Broward	611	1,512	2,123	218,945	744,690	963,635
Calhoun	0	2	2	486	3,038	3,524
Charlotte	8	15	23	23,180	85,091	108,271
Citrus	14	36	50	9,784	54,849	64,633
Clay	22	44	66	11,832	58,540	70,372
Collier	32	49	81	35,125	172,006	207,131
Columbia	1	6	7	2,465	15,227	17,692
Dade	1,392	3,370	4,762	350,956	1,131,383	1,482,339
Desoto	0	1	1	3,902	9,472	13,374
Dixie	2	3	5	955	3,154	4,109
Duval	247	403	650	64,660	296,879	361,539
Escambia	24	35	59	19,419	87,513	106,932
Flagler	4	8	12	8,883	47,989	56,872
Franklin	9	5	14	507	3,838	4,345
Gadsden	3	6	9	2,821	15,278	18,099
Gilchrist	1	1	2	666	3,803	4,469
Glades	2	24	26	639	4,065	4,704
Gulf	1	0	1	814	3,860	4,674
Hamilton	1	0	1	395	2,937	3,332
Hardee	6	3	9	1,708	5,600	7,308
Hendry	101	353	454	2,397	10,044	12,441
Hernando	20	36	56	13,447	62,132	75,579
Highlands	8	4	12	11,804	33,744	45,548
Hillsborough	414	625	1,039	148,740	463,281	612,021
Holmes	2	1	3	556	3,498	4,054
Indian River	4	17	21	19,698	67,690	87,388
Jackson	5	4	9	2,226	11,694	13,920
Jefferson	0	0	0	654	4,815	5,469
Lafayette	0	0	0	376	2,045	2,421
Lake	38	41	79	28,559	144,372	172,931
Lee	96	206	302	64,507	294,469	358,976
Leon	10	14	24	20,094	102,295	122,389
Levy	1	3	4	1,978	11,046	13,024
Liberty	4	0	4	342	1,789	2,131
Madison	1	0	1	962	4,855	5,817
Manatee	18	41	59	33,968	150,996	184,964
Marion	41	38	79	24,021	127,798	151,819
Martin	84	31	115	14,525	65,831	80,356
Monroe	28	75	103	9,712	31,988	41,700
Nassau	0	26	26	3,987	31,887	35,874
Okaloosa	28	79	107	11,241	55,674	66,915
Okeechobee	7	9	16	2,130	10,243	12,373
Orange	450	994	1,444	123,604	495,531	619,135
Osceola	203	302	505	36,866	130,343	167,209
Out-Of-State	108	105	213	85,849	156,478	242,327
Palm Beach	292	315	607	140,454	585,427	725,881
Pasco	102	172	274	44,457	188,253	232,710
Pinellas	77	246	323	74,319	391,615	465,934
Polk	87	109	196	61,160	209,046	270,206
Putnam	8	14	22	4,945	16,221	21,166
Santa Rosa	8	26	34	11,590	50,118	61,708
Sarasota	34	31	65	49,468	205,738	255,206
Seminole	39	102	141	35,405	181,612	217,017
St. Johns	38	47	85	16,702	118,398	135,100
St. Lucie	65	97	162	30,576	109,145	139,721
Sumter	7	15	22	9,891	76,649	86,540
Suwannee	1	2	3	1,783	8,942	10,725
Taylor	0	1	1	1,253	4,882	6,135
Union	0	0	0	702	2,715	3,417
Unknown	39	160	199	3,470	8,085	11,555
Volusia	73	172	245	42,701	192,853	235,554
Wakulla	1	5	6	2,576	8,841	11,417
Walton	1	21	22	5,282	21,667	26,949
Washington	0	0	0	927	5,291	6,218
<b>Total</b>	<b>4,991</b>	<b>10,224</b>	<b>15,215</b>	<b>2,039,602</b>	<b>7,995,844</b>	<b>10,035,446</b>