

# COVID-19: vaccine summary

Vaccination data through May 22, 2021 as of May 23, 2021 at 12:05 AM

Data in this report are provisional and subject to change.

Data in this summary pertain to COVID-19 vaccines approved by the U.S. Food and Drug Administration and have been issued an Emergency Use Authorization (Janssen COVID-19 Vaccine, Moderna COVID-19 Vaccine and Pfizer-BioNTech COVID-19 Vaccine). These data summarize the number of people who have received either their first dose or have completed the series for a COVID-19 vaccine. **A person can only be counted in one category, first dose or series complete.** For persons receiving Moderna or Pfizer vaccines, once they receive their second dose, they are moved from the first dose column to the series completed column. **Because of this, the total first dose category may show a change from report to report not matching the total receiving their first dose from the previous day.** Persons receiving Johnson & Johnson vaccines will always be counted in the series completed column.

## COVID-19 doses for vaccinated persons in Florida

**Doses** 17,228,463

People receiving one dose of a 1-dose series (Johnson & Johnson) or receiving only one dose of a 2-dose series (Moderna, Pfizer) count once. Persons receiving both doses of a 2-dose series count twice.

## Current status of persons vaccinated for COVID-19 in Florida

**Total people vaccinated** 10,005,987

First dose 2,040,510

Series completed 7,965,477

Completed 1-dose series 743,001

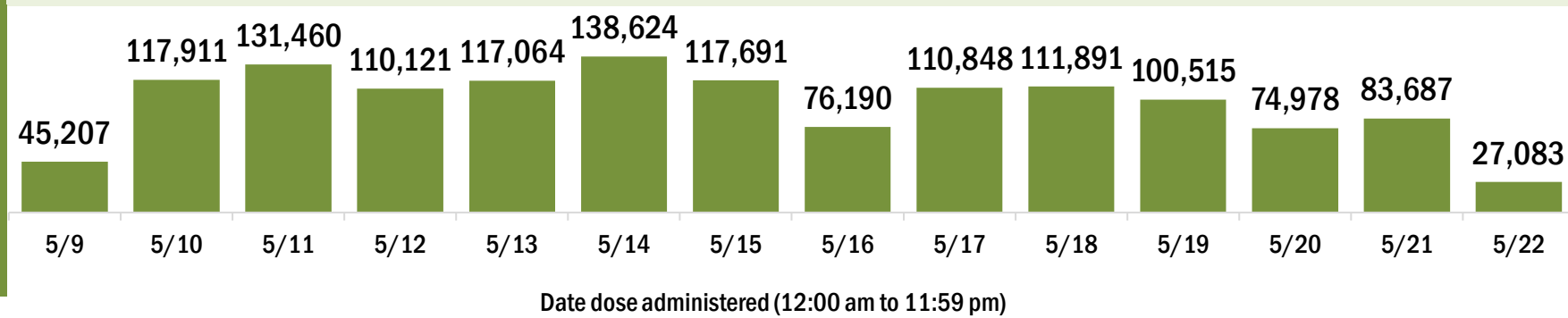
Completed 2-dose series 7,222,476

**First dose:** current number of people who have only received their first dose of the Moderna or Pfizer vaccine.

**Series complete:** current number of people who have received both Moderna or Pfizer vaccine doses or one Johnson & Johnson dose and are considered fully immunized.

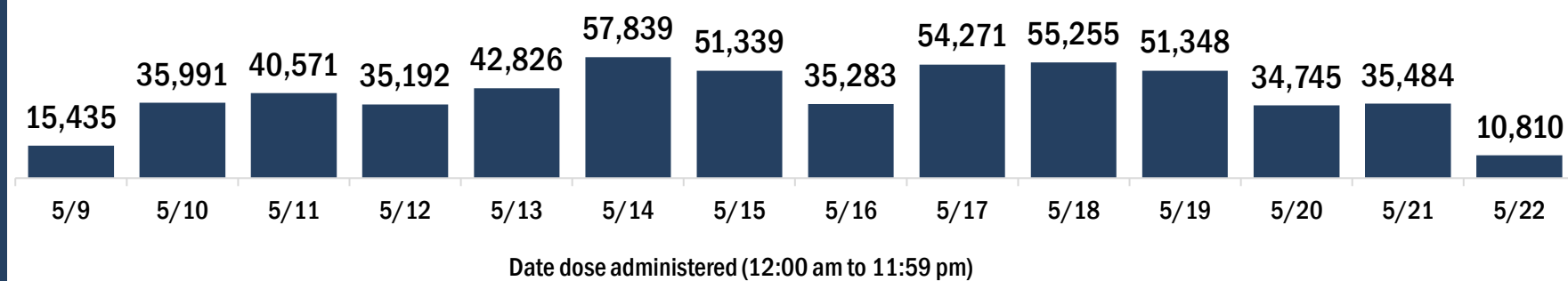
Demographic summary	First dose	Series complete	Total people vaccinated
<b>Age group</b>	2,040,510	7,965,477	10,005,987
12-14 years	59,838	0	59,838
15-24 years	245,608	457,639	703,247
25-34 years	253,224	664,089	917,313
35-44 years	279,871	864,199	1,144,070
45-54 years	303,408	1,130,783	1,434,191
55-64 years	337,977	1,599,856	1,937,833
65-74 years	308,047	1,853,408	2,161,455
75-84 years	178,122	1,048,577	1,226,699
85+ years	74,415	346,926	421,341
<b>Race</b>	2,040,510	7,965,477	10,005,987
White	1,228,821	5,382,453	6,611,274
Black	171,473	543,536	715,009
American Indian/Alaskan	10,593	28,027	38,620
Other	257,164	863,368	1,120,532
Unknown	372,459	1,148,093	1,520,552
<small>Other race includes Asian, native Hawaiian/Pacific Islander, or other.</small>			
<b>Ethnicity</b>	2,040,510	7,965,477	10,005,987
Hispanic	473,176	1,286,727	1,759,903
Non-Hispanic	831,239	4,136,359	4,967,598
Unknown	736,095	2,542,391	3,278,486
<b>Gender</b>	2,040,510	7,965,477	10,005,987
Female	1,071,260	4,375,516	5,446,776
Male	958,603	3,578,064	4,536,667
Unknown	10,647	11,897	22,544

## COVID-19 doses administered for the past 2 weeks

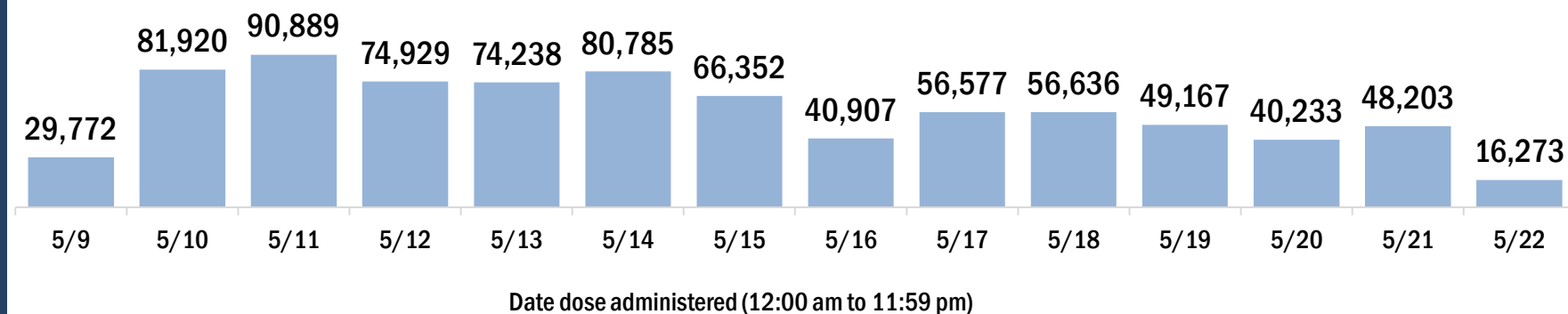


## Persons vaccinated for COVID-19 for the past 2 weeks

### Number of persons who received their first dose of a two-dose series of the COVID-19 vaccine



### Number of persons who completed the COVID-19 vaccine series



# COVID-19: vaccine summary

Vaccination data through May 22, 2021 as of May 23, 2021 at 12:05 AM

Data in this report are provisional and subject to change.

This table summarizes the number of people who have received either their first dose or have completed the series for a COVID-19 vaccine. A person can only be counted in one category, first dose or series complete. Persons receiving Johnson & Johnson vaccines will always be counted in the series completed column (see previous page for additional information).

County of residence	Yesterday (May 22)			Cumulative		
	First dose	Series complete	Total people vaccinated	First dose	Series complete	Total people vaccinated
Alachua	15	39	54	19,787	106,936	126,723
Baker	2	8	10	1,559	4,757	6,316
Bay	53	33	86	9,756	46,366	56,122
Bradford	2	9	11	3,086	6,268	9,354
Brevard	68	343	411	47,596	221,256	268,852
Broward	1,276	2,126	3,402	219,094	740,606	959,700
Calhoun	3	1	4	490	3,036	3,526
Charlotte	23	24	47	23,197	84,938	108,135
Citrus	18	21	39	9,831	54,667	64,498
Clay	112	68	180	11,818	58,353	70,171
Collier	76	178	254	35,124	171,580	206,704
Columbia	5	17	22	2,457	15,211	17,668
Dade	2,360	4,565	6,925	350,568	1,125,728	1,476,296
Desoto	0	2	2	3,908	9,459	13,367
Dixie	1	1	2	954	3,150	4,104
Duval	726	613	1,339	64,584	296,008	360,592
Escambia	60	57	117	19,402	87,344	106,746
Flagler	11	115	126	8,899	47,887	56,786
Franklin	1	4	5	497	3,832	4,329
Gadsden	14	16	30	2,818	15,259	18,077
Gilchrist	2	1	3	660	3,799	4,459
Glades	3	3	6	658	4,041	4,699
Gulf	1	0	1	815	3,856	4,671
Hamilton	1	0	1	393	2,936	3,329
Hardee	6	6	12	1,704	5,597	7,301
Hendry	17	5	22	2,611	9,683	12,294
Hernando	17	106	123	13,423	61,942	75,365
Highlands	85	279	364	11,771	33,696	45,467
Hillsborough	996	1,085	2,081	148,643	461,368	610,011
Holmes	3	5	8	556	3,494	4,050
Indian River	49	49	98	19,751	67,528	87,279
Jackson	7	9	16	2,219	11,689	13,908
Jefferson	2	0	2	652	4,812	5,464
Lafayette	0	3	3	375	2,045	2,420
Lake	116	101	217	28,586	143,943	172,529
Lee	243	173	416	64,640	293,604	358,244
Leon	74	52	126	20,082	102,158	122,240
Levy	4	5	9	1,987	11,025	13,012
Liberty	1	0	1	338	1,787	2,125
Madison	1	4	5	955	4,855	5,810
Manatee	65	51	116	34,014	150,549	184,563
Marion	87	119	206	24,048	127,429	151,477
Martin	96	194	290	14,490	65,628	80,118
Monroe	10	21	31	9,938	31,625	41,563
Nassau	43	20	63	4,007	31,835	35,842
Okaloosa	11	54	65	11,317	55,443	66,760
Okeechobee	8	91	99	2,144	10,202	12,346
Orange	1,080	1,603	2,683	123,230	493,146	616,376
Osceola	605	659	1,264	36,859	129,606	166,465
Out-Of-State	144	163	307	85,562	156,172	241,734
Palm Beach	417	1,093	1,510	140,414	583,306	723,720
Pasco	185	190	375	44,475	187,562	232,037
Pinellas	209	307	516	74,675	390,366	465,041
Polk	154	203	357	61,322	208,150	269,472
Putnam	8	7	15	4,930	16,196	21,126
Santa Rosa	38	87	125	11,583	49,995	61,578
Sarasota	587	345	932	49,610	205,210	254,820
Seminole	73	144	217	35,581	180,940	216,521
St. Johns	189	97	286	16,683	118,161	134,844
St. Lucie	138	205	343	30,604	108,747	139,351
Sumter	15	29	44	9,916	76,546	86,462
Suwannee	7	9	16	1,755	8,934	10,689
Taylor	5	17	22	1,243	4,881	6,124
Union	0	0	0	703	2,714	3,417
Unknown	52	203	255	3,451	7,908	11,359
Volusia	117	207	324	42,861	192,061	234,922
Wakulla	8	2	10	2,564	8,835	11,399
Walton	3	23	26	5,358	21,542	26,900
Washington	2	4	6	929	5,289	6,218
<b>Total</b>	<b>10,810</b>	<b>16,273</b>	<b>27,083</b>	<b>2,040,510</b>	<b>7,965,477</b>	<b>10,005,987</b>