

COVID-19: vaccine summary

Vaccination data through May 16, 2021 as of May 17, 2021 at 12:05 AM

Data in this report are provisional and subject to change.

Data in this summary pertain to COVID-19 vaccines approved by the U.S. Food and Drug Administration and have been issued an Emergency Use Authorization (Janssen COVID-19 Vaccine, Moderna COVID-19 Vaccine and Pfizer-BioNTech COVID-19 Vaccine). These data summarize the number of people who have received either their first dose or have completed the series for a COVID-19 vaccine. **A person can only be counted in one category, first dose or series complete.** For persons receiving Moderna or Pfizer vaccines, once they receive their second dose, they are moved from the first dose column to the series completed column. **Because of this, the total first dose category may show a change from report to report not matching the total receiving their first dose from the previous day.** Persons receiving Johnson & Johnson vaccines will always be counted in the series completed column.

COVID-19 doses for vaccinated persons in Florida

Doses 16,514,520

People receiving one dose of a 1-dose series (Johnson & Johnson) or receiving only one dose of a 2-dose series (Moderna, Pfizer) count once. Persons receiving both doses of a 2-dose series count twice.

Current status of persons vaccinated for COVID-19 in Florida

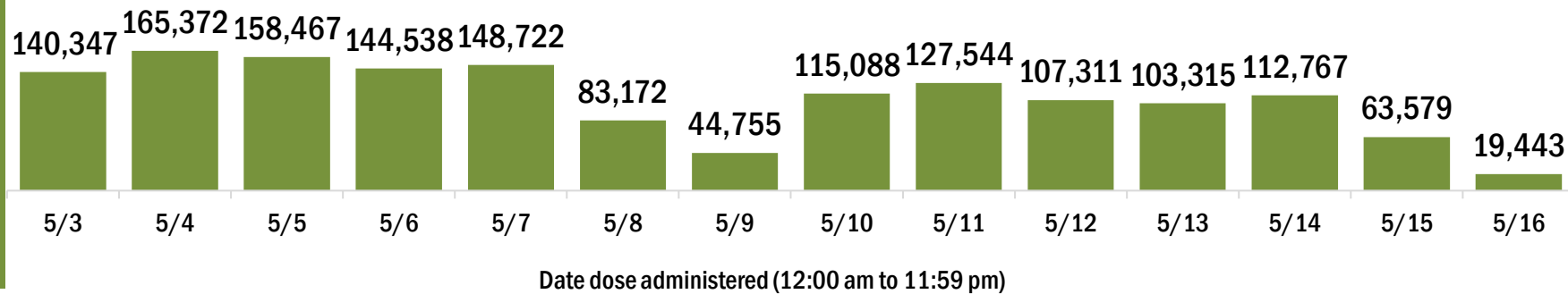
Total people vaccinated	9,608,397
First dose	2,012,175
Series completed	7,596,222
Completed 1-dose series	690,099
Completed 2-dose series	6,906,123

First dose: current number of people who have only received their first dose of the Moderna or Pfizer vaccine.

Series complete: current number of people who have received both Moderna or Pfizer vaccine doses or one Johnson & Johnson dose and are considered fully immunized.

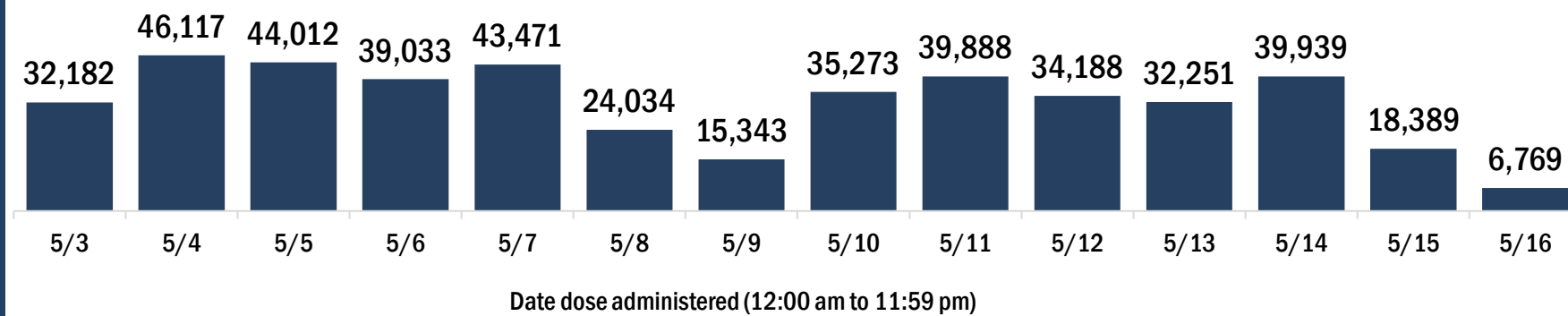
Demographic summary	First dose	Series complete	Total people vaccinated
Age group	2,012,175	7,596,222	9,608,397
16-24 years	225,179	398,841	624,020
25-34 years	258,451	601,555	860,006
35-44 years	287,329	795,911	1,083,240
45-54 years	313,773	1,063,012	1,376,785
55-64 years	351,939	1,536,507	1,888,446
65-74 years	316,616	1,823,587	2,140,203
75-84 years	182,844	1,034,533	1,217,377
85+ years	76,044	342,276	418,320
Race	2,012,175	7,596,222	9,608,397
White	1,216,715	5,154,612	6,371,327
Black	166,662	510,471	677,133
American Indian/Alaskan	9,808	26,278	36,086
Other	248,122	812,114	1,060,236
Unknown	370,868	1,092,747	1,463,615
<small>Other race includes Asian, native Hawaiian/Pacific Islander, or other.</small>			
Ethnicity	2,012,175	7,596,222	9,608,397
Hispanic	454,983	1,188,219	1,643,202
Non-Hispanic	828,080	3,979,139	4,807,219
Unknown	729,112	2,428,864	3,157,976
Gender	2,012,175	7,596,222	9,608,397
Female	1,052,911	4,193,250	5,246,161
Male	948,418	3,391,735	4,340,153
Unknown	10,846	11,237	22,083

COVID-19 doses administered for the past 2 weeks

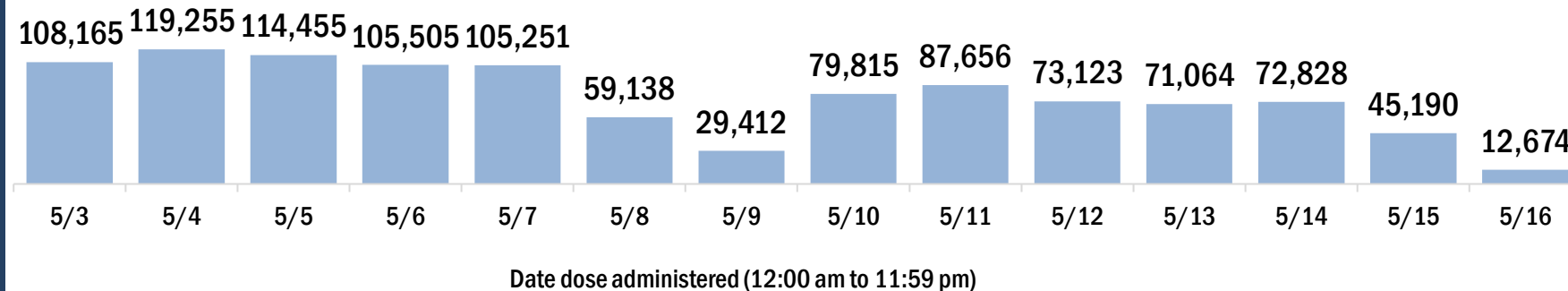


Persons vaccinated for COVID-19 for the past 2 weeks

Number of persons who received their first dose of a two-dose series of the COVID-19 vaccine



Number of persons who completed the COVID-19 vaccine series



COVID-19: vaccine summary

Vaccination data through May 16, 2021 as of May 17, 2021 at 12:05 AM

Data in this report are provisional and subject to change.

This table summarizes the number of people who have received either their first dose or have completed the series for a COVID-19 vaccine. A person can only be counted in one category, first dose or series complete. Persons receiving Johnson & Johnson vaccines will always be counted in the series completed column (see previous page for additional information).

County of residence	Yesterday (May 16)			Cumulative		
	First dose	Series complete	Total people vaccinated	First dose	Series complete	Total people vaccinated
Alachua	13	27	40	26,468	97,908	124,376
Baker	4	3	7	1,583	4,598	6,181
Bay	32	18	50	9,544	44,655	54,199
Bradford	5	5	10	1,559	5,374	6,933
Brevard	34	109	143	48,745	211,796	260,541
Broward	681	1,514	2,195	209,331	703,402	912,733
Calhoun	0	0	0	817	2,496	3,313
Charlotte	27	8	35	23,498	84,114	107,612
Citrus	61	75	136	9,829	53,230	63,059
Clay	108	62	170	11,052	56,112	67,164
Collier	35	47	82	35,970	164,529	200,499
Columbia	4	4	8	2,622	14,258	16,880
Dade	1,894	4,321	6,215	338,007	1,054,688	1,392,695
Desoto	61	8	69	4,048	8,739	12,787
Dixie	3	1	4	920	3,031	3,951
Duval	337	475	812	61,876	285,770	347,646
Escambia	27	61	88	18,933	83,747	102,680
Flagler	9	56	65	9,289	44,894	54,183
Franklin	1	2	3	750	3,379	4,129
Gadsden	10	6	16	2,771	14,770	17,541
Gilchrist	2	0	2	622	3,486	4,108
Glades	4	7	11	439	2,779	3,218
Gulf	0	0	0	863	3,973	4,836
Hamilton	0	0	0	416	3,000	3,416
Hardee	9	57	66	1,727	5,383	7,110
Hendry	75	135	210	2,651	9,947	12,598
Hernando	28	79	107	13,171	58,628	71,799
Highlands	4	16	20	11,850	32,273	44,123
Hillsborough	648	878	1,526	145,369	448,929	594,298
Holmes	0	7	7	948	3,312	4,260
Indian River	7	22	29	20,616	64,309	84,925
Jackson	4	4	8	2,278	11,647	13,925
Jefferson	0	3	3	968	4,253	5,221
Lafayette	0	1	1	369	1,836	2,205
Lake	40	67	107	29,137	144,900	174,037
Lee	127	140	267	65,778	280,877	346,655
Leon	13	45	58	19,783	98,983	118,766
Levy	6	8	14	1,802	9,956	11,758
Liberty	0	1	1	664	1,384	2,048
Madison	0	1	1	988	4,849	5,837
Manatee	31	53	84	33,949	145,962	179,911
Marion	48	62	110	23,181	118,173	141,354
Martin	19	9	28	15,467	64,030	79,497
Monroe	5	28	33	10,264	29,767	40,031
Nassau	8	18	26	3,821	31,263	35,084
Okaloosa	39	42	81	11,180	53,900	65,080
Okeechobee	14	8	22	2,290	10,525	12,815
Orange	613	1,569	2,182	119,799	477,126	596,925
Osceola	233	436	669	34,497	118,502	152,999
Out-Of-State	134	170	304	80,800	149,831	230,631
Palm Beach	664	499	1,163	142,412	559,802	702,214
Pasco	54	159	213	42,744	173,477	216,221
Pinellas	129	262	391	75,463	376,701	452,164
Polk	69	189	258	62,520	198,626	261,146
Putnam	8	17	25	4,781	14,767	19,548
Santa Rosa	20	32	52	11,735	49,074	60,809
Sarasota	46	114	160	49,642	198,865	248,507
Seminole	53	152	205	32,590	158,911	191,501
St. Johns	32	68	100	16,014	115,268	131,282
St. Lucie	66	106	172	29,183	99,951	129,134
Sumter	13	20	33	9,919	75,062	84,981
Suwannee	3	7	10	1,844	8,823	10,667
Taylor	0	1	1	1,196	4,682	5,878
Union	0	0	0	2,287	2,420	4,707
Unknown	41	165	206	3,291	6,952	10,243
Volusia	95	186	281	44,732	184,171	228,903
Wakulla	6	9	15	2,612	8,619	11,231
Walton	8	9	17	5,064	19,894	24,958
Washington	5	11	16	847	4,884	5,731
Total	6,769	12,674	19,443	2,012,175	7,596,222	9,608,397