

COVID-19: vaccine summary

Vaccination data through May 13, 2021 as of May 14, 2021 at 12:05 AM

Data in this report are provisional and subject to change.

Data in this summary pertain to COVID-19 vaccines approved by the U.S. Food and Drug Administration and have been issued an Emergency Use Authorization (Janssen COVID-19 Vaccine, Moderna COVID-19 Vaccine and Pfizer-BioNTech COVID-19 Vaccine). These data summarize the number of people who have received either their first dose or have completed the series for a COVID-19 vaccine. **A person can only be counted in one category, first dose or series complete.** For persons receiving Moderna or Pfizer vaccines, once they receive their second dose, they are moved from the first dose column to the series completed column. **Because of this, the total first dose category may show a change from report to report not matching the total receiving their first dose from the previous day.** Persons receiving Johnson & Johnson vaccines will always be counted in the series completed column.

COVID-19 doses for vaccinated persons in Florida

Doses 16,228,952

People receiving one dose of a 1-dose series (Johnson & Johnson) or receiving only one dose of a 2-dose series (Moderna, Pfizer) count once. Persons receiving both doses of a 2-dose series count twice.

Current status of persons vaccinated for COVID-19 in Florida

Total people vaccinated 9,481,581

First dose 2,066,446

Series completed 7,415,135

Completed 1-dose series 667,764

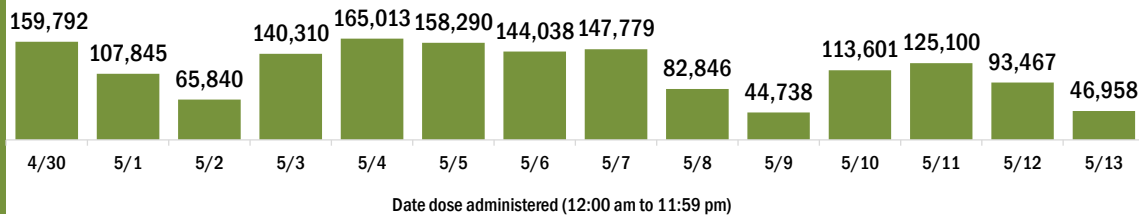
Completed 2-dose series 6,747,371

First dose: current number of people who have only received their first dose of the Moderna or Pfizer vaccine.

Series complete: current number of people who have received both Moderna or Pfizer vaccine doses or one Johnson & Johnson dose and are considered fully immunized.

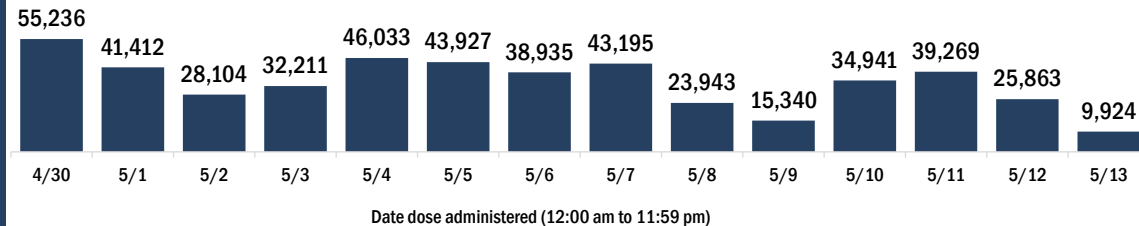
Demographic summary	First dose	Series complete	Total people vaccinated
Age group	2,066,446	7,415,135	9,481,581
16-24 years	231,316	372,996	604,312
25-34 years	268,470	568,828	837,298
35-44 years	297,746	760,257	1,058,003
45-54 years	323,915	1,028,411	1,352,326
55-64 years	362,945	1,504,222	1,867,167
65-74 years	320,195	1,811,408	2,131,603
75-84 years	184,821	1,028,845	1,213,666
85+ years	77,038	340,168	417,206
Race	2,066,446	7,415,135	9,481,581
White	1,251,547	5,049,962	6,301,509
Black	169,583	497,137	666,720
American Indian/Alaskan	9,783	25,713	35,496
Other	253,385	790,324	1,043,709
Unknown	382,148	1,051,999	1,434,147
Other race includes Asian, native Hawaiian/Pacific Islander, or other.			
Ethnicity	2,066,446	7,415,135	9,481,581
Hispanic	460,438	1,151,118	1,611,556
Non-Hispanic	853,014	3,913,957	4,766,971
Unknown	752,994	2,350,060	3,103,054
Gender	2,066,446	7,415,135	9,481,581
Female	1,078,808	4,103,479	5,182,287
Male	976,666	3,300,670	4,277,336
Unknown	10,972	10,986	21,958

COVID-19 doses administered for the past 2 weeks

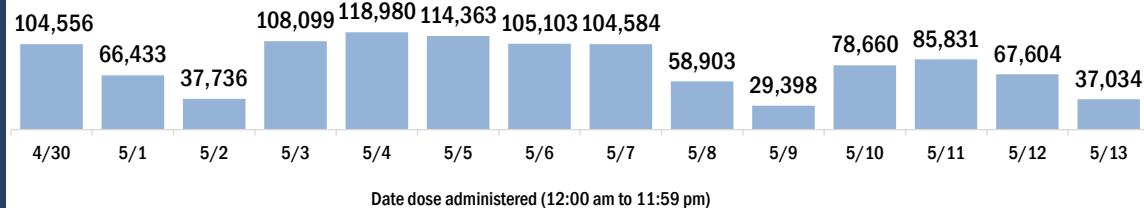


Persons vaccinated for COVID-19 for the past 2 weeks

Number of persons who received their first dose of a two-dose series of the COVID-19 vaccine



Number of persons who completed the COVID-19 vaccine series



COVID-19: vaccine summary

Vaccination data through May 13, 2021 as of May 14, 2021 at 12:05 AM

Data in this report are provisional and subject to change.

This table summarizes the number of people who have received either their first dose or have completed the series for a COVID-19 vaccine. A person can only be counted in one category, first dose or series complete. Persons receiving Johnson & Johnson vaccines will always be counted in the series completed column (see previous page for additional information).

County of residence	Yesterday (May 13)			Cumulative		
	First dose	Series complete	Total people vaccinated	First dose	Series complete	Total people vaccinated
Alachua	35	119	154	26,836	96,766	123,602
Baker	2	11	13	1,594	4,547	6,141
Bay	51	244	295	9,772	43,908	53,680
Bradford	8	16	24	1,899	4,950	6,849
Brevard	102	845	947	51,716	205,982	257,698
Broward	966	2,815	3,781	212,379	684,930	897,309
Calhoun	24	28	52	814	2,475	3,289
Charlotte	61	203	264	23,860	83,096	106,956
Citrus	58	133	191	10,033	52,353	62,386
Clay	149	182	331	11,253	55,067	66,320
Collier	122	392	514	38,059	160,779	198,838
Columbia	14	48	62	2,660	14,074	16,734
Dade	2,066	6,587	8,653	343,853	1,021,097	1,364,950
Desoto	16	128	144	4,002	8,525	12,527
Dixie	3	1	4	968	2,943	3,911
Duval	406	1,054	1,460	62,852	280,765	343,617
Escambia	103	357	460	20,040	81,640	101,680
Flagler	19	94	113	9,761	43,991	53,752
Franklin	8	8	16	764	3,357	4,121
Gadsden	20	63	83	2,945	14,473	17,418
Gilchrist	4	14	18	621	3,441	4,062
Glades	7	237	244	455	2,749	3,204
Gulf	1	12	13	873	3,950	4,823
Hamilton	23	94	117	748	2,628	3,376
Hardee	5	42	47	1,942	5,087	7,029
Hendry	27	207	234	2,881	9,540	12,421
Hernando	65	555	620	13,496	57,560	71,056
Highlands	15	78	93	12,206	31,471	43,677
Hillsborough	740	2,578	3,318	148,500	437,856	586,356
Holmes	0	5	5	982	3,264	4,246
Indian River	34	51	85	21,266	62,954	84,220
Jackson	21	51	72	2,758	11,043	13,801
Jefferson	2	12	14	1,005	4,184	5,189
Lafayette	1	3	4	636	1,530	2,166
Lake	127	390	517	29,889	142,652	172,541
Lee	263	660	923	66,880	276,043	342,923
Leon	267	233	500	20,323	97,627	117,950
Levy	4	11	15	1,928	9,733	11,661
Liberty	2	3	5	662	1,366	2,028
Madison	3	47	50	966	4,808	5,774
Manatee	70	1,028	1,098	34,716	143,431	178,147
Marion	146	839	985	23,679	116,415	140,094
Martin	43	170	213	16,889	61,742	78,631
Monroe	15	112	127	10,474	28,915	39,389
Nassau	18	38	56	3,824	31,037	34,861
Okaloosa	59	310	369	11,322	52,846	64,168
Okeechobee	14	327	341	2,179	10,321	12,500
Orange	919	3,139	4,058	126,925	460,278	587,203
Osceola	334	1,135	1,469	35,696	114,362	150,058
Out-Of-State	199	365	564	79,955	147,368	227,323
Palm Beach	491	3,236	3,727	146,380	546,930	693,310
Pasco	140	775	915	44,232	169,696	213,928
Pinellas	218	1,971	2,189	78,461	369,430	447,891
Polk	374	1,389	1,763	64,310	193,157	257,467
Putnam	17	190	207	4,850	14,522	19,372
Santa Rosa	64	204	268	12,260	47,967	60,227
Sarasota	167	487	654	50,900	195,398	246,298
Seminole	193	660	853	34,009	155,282	189,291
St. Johns	51	265	316	16,549	113,814	130,363
St. Lucie	106	325	431	29,761	97,884	127,645
Sumter	55	55	110	10,141	74,516	84,657
Suwannee	8	53	61	1,850	8,689	10,539
Taylor	1	6	7	1,200	4,647	5,847
Union	0	7	7	2,296	2,399	4,695
Unknown	44	128	172	3,267	6,279	9,546
Volusia	292	1,139	1,431	46,520	179,824	226,344
Wakulla	10	14	24	2,637	8,513	11,150
Walton	26	42	68	5,244	19,454	24,698
Washington	6	14	20	843	4,815	5,658
Total	9,924	37,034	46,958	2,066,446	7,415,135	9,481,581