

# COVID-19: vaccine summary

Vaccination data through May 10, 2021 as of May 11, 2021 at 12:05 AM

Data in this report are provisional and subject to change.

Data in this summary pertain to COVID-19 vaccines approved by the U.S. Food and Drug Administration and have been issued an Emergency Use Authorization (Janssen COVID-19 Vaccine, Moderna COVID-19 Vaccine and Pfizer-BioNTech COVID-19 Vaccine). These data summarize the number of people who have received either their first dose or have completed the series for a COVID-19 vaccine. **A person can only be counted in one category, first dose or series complete.** For persons receiving Moderna or Pfizer vaccines, once they receive their second dose, they are moved from the first dose column to the series completed column. **Because of this, the total first dose category may show a change from report to report not matching the total receiving their first dose from the previous day.** Persons receiving Johnson & Johnson vaccines will always be counted in the series completed column.

## COVID-19 doses for vaccinated persons in Florida

**Doses** 15,863,565

People receiving one dose of a 1-dose series (Johnson & Johnson) or receiving only one dose of a 2-dose series (Moderna, Pfizer) count once. Persons receiving both doses of a 2-dose series count twice.

## Current status of persons vaccinated for COVID-19 in Florida

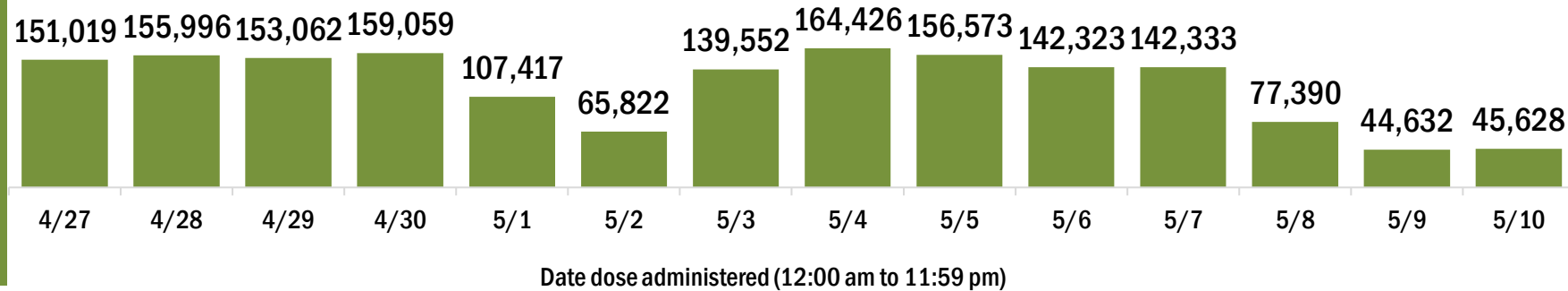
<b>Total people vaccinated</b>	<b>9,350,957</b>
First dose	2,194,160
Series completed	7,156,797
Completed 1-dose series	644,189
Completed 2-dose series	6,512,608

**First dose:** current number of people who have only received their first dose of the Moderna or Pfizer vaccine.

**Series complete:** current number of people who have received both Moderna or Pfizer vaccine doses or one Johnson & Johnson dose and are considered fully immunized.

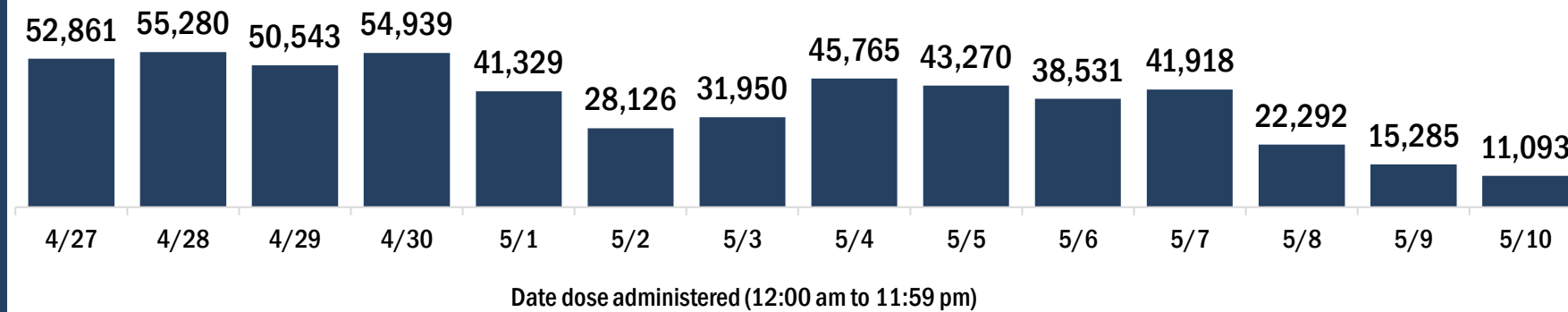
Demographic summary	First dose	Series complete	Total people vaccinated
<b>Age group</b>	<b>2,194,160</b>	<b>7,156,797</b>	<b>9,350,957</b>
16-24 years	251,370	331,901	583,271
25-34 years	292,332	522,293	814,625
35-44 years	321,894	711,093	1,032,987
45-54 years	346,129	982,216	1,328,345
55-64 years	385,519	1,459,513	1,845,032
65-74 years	329,323	1,792,466	2,121,789
75-84 years	189,224	1,020,099	1,209,323
85+ years	78,369	337,216	415,585
<b>Race</b>	<b>2,194,160</b>	<b>7,156,797</b>	<b>9,350,957</b>
White	1,337,129	4,892,552	6,229,681
Black	178,748	476,144	654,892
American Indian/Alaskan	10,119	24,811	34,930
Other	266,481	758,203	1,024,684
Unknown	401,683	1,005,087	1,406,770
<b>Other race</b> includes Asian, native Hawaiian/Pacific Islander, or other.			
<b>Ethnicity</b>	<b>2,194,160</b>	<b>7,156,797</b>	<b>9,350,957</b>
Hispanic	484,336	1,091,280	1,575,616
Non-Hispanic	919,195	3,802,738	4,721,933
Unknown	790,629	2,262,779	3,053,408
<b>Gender</b>	<b>2,194,160</b>	<b>7,156,797</b>	<b>9,350,957</b>
Female	1,142,371	3,975,517	5,117,888
Male	1,040,762	3,170,761	4,211,523
Unknown	11,027	10,519	21,546

## COVID-19 doses administered for the past 2 weeks

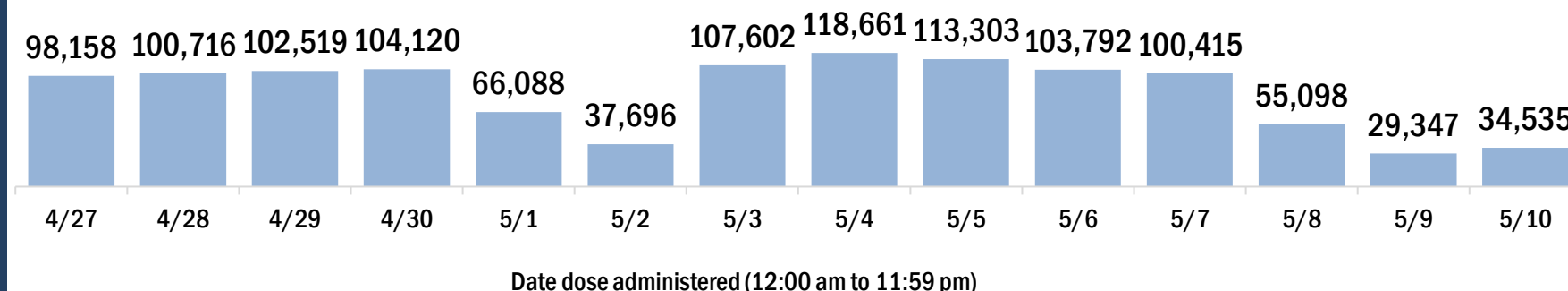


## Persons vaccinated for COVID-19 for the past 2 weeks

### Number of persons who received their first dose of a two-dose series of the COVID-19 vaccine



### Number of persons who completed the COVID-19 vaccine series



# COVID-19: vaccine summary

Vaccination data through May 10, 2021 as of May 11, 2021 at 12:05 AM

Data in this report are provisional and subject to change.

This table summarizes the number of people who have received either their first dose or have completed the series for a COVID-19 vaccine. A person can only be counted in one category, first dose or series complete. Persons receiving Johnson & Johnson vaccines will always be counted in the series completed column (see previous page for additional information).

County of residence	Yesterday (May 10)			Cumulative		
	First dose	Series complete	Total people vaccinated	First dose	Series complete	Total people vaccinated
Alachua	48	94	142	29,849	92,564	122,413
Baker	5	16	21	1,724	4,355	6,079
Bay	80	268	348	10,954	42,105	53,059
Bradford	6	7	13	2,122	4,650	6,772
Brevard	205	555	760	58,355	196,821	255,176
Broward	1,090	3,086	4,176	221,121	658,920	880,041
Calhoun	1	1	2	823	2,429	3,252
Charlotte	63	212	275	24,890	81,309	106,199
Citrus	44	376	420	10,536	51,302	61,838
Clay	65	165	230	11,555	53,938	65,493
Collier	124	306	430	41,781	155,248	197,029
Columbia	10	46	56	3,040	13,528	16,568
Dade	2,899	8,271	11,170	356,643	980,318	1,336,961
Desoto	16	22	38	4,353	8,052	12,405
Dixie	0	8	8	987	2,877	3,864
Duval	441	1,326	1,767	65,430	274,495	339,925
Escambia	86	454	540	21,591	79,332	100,923
Flagler	86	391	477	10,445	42,799	53,244
Franklin	4	8	12	800	3,287	4,087
Gadsden	29	79	108	3,260	13,985	17,245
Gilchrist	2	2	4	741	3,248	3,989
Glades	11	210	221	696	2,492	3,188
Gulf	6	13	19	1,101	3,677	4,778
Hamilton	0	2	2	861	2,458	3,319
Hardee	17	27	44	2,036	4,914	6,950
Hendry	22	85	107	3,210	8,910	12,120
Hernando	43	151	194	14,628	55,727	70,355
Highlands	30	95	125	12,661	30,564	43,225
Hillsborough	820	2,391	3,211	155,262	423,004	578,266
Holmes	5	9	14	1,024	3,203	4,227
Indian River	42	270	312	22,278	60,976	83,254
Jackson	6	12	18	3,013	10,635	13,648
Jefferson	9	31	40	1,048	4,102	5,150
Lafayette	0	3	3	660	1,499	2,159
Lake	160	514	674	31,595	139,490	171,085
Lee	289	391	680	70,932	268,422	339,354
Leon	169	448	617	22,124	94,619	116,743
Levy	6	8	14	2,011	9,547	11,558
Liberty	1	0	1	694	1,324	2,018
Madison	3	7	10	1,527	4,184	5,711
Manatee	85	308	393	38,839	137,632	176,471
Marion	231	343	574	25,685	113,124	138,809
Martin	36	77	113	17,768	60,198	77,966
Monroe	9	149	158	11,150	27,594	38,744
Nassau	30	86	116	3,922	30,728	34,650
Okaloosa	39	128	167	12,057	51,100	63,157
Okeechobee	10	30	40	3,109	9,119	12,228
Orange	703	1,794	2,497	134,900	440,874	575,774
Osceola	460	638	1,098	37,856	109,200	147,056
Out-Of-State	339	532	871	80,576	143,255	223,831
Palm Beach	587	2,334	2,921	159,939	524,692	684,631
Pasco	128	510	638	47,456	164,100	211,556
Pinellas	284	2,439	2,723	86,909	357,164	444,073
Polk	388	1,582	1,970	67,307	186,228	253,535
Putnam	20	44	64	5,186	13,997	19,183
Santa Rosa	31	155	186	13,293	46,406	59,699
Sarasota	114	690	804	53,360	191,030	244,390
Seminole	121	506	627	37,104	149,758	186,862
St. Johns	51	254	305	17,736	111,812	129,548
St. Lucie	117	363	480	31,019	95,136	126,155
Sumter	44	77	121	11,208	73,158	84,366
Suwannee	7	10	17	1,985	8,472	10,457
Taylor	5	14	19	1,564	4,184	5,748
Union	4	10	14	2,332	2,350	4,682
Unknown	39	77	116	3,271	5,812	9,083
Volusia	227	707	934	50,667	172,882	223,549
Wakulla	14	26	40	2,718	8,362	11,080
Walton	15	64	79	5,832	18,589	24,421
Washington	12	228	240	1,051	4,532	5,583
<b>Total</b>	<b>11,093</b>	<b>34,535</b>	<b>45,628</b>	<b>2,194,160</b>	<b>7,156,797</b>	<b>9,350,957</b>