

# COVID-19: vaccine summary

Vaccination data through May 3, 2021 as of May 4, 2021 at 12:05 AM

Data in this report are provisional and subject to change.

Data in this summary pertain to COVID-19 vaccines approved by the U.S. Food and Drug Administration and have been issued an Emergency Use Authorization (Janssen COVID-19 Vaccine, Moderna COVID-19 Vaccine and Pfizer-BioNTech COVID-19 Vaccine). These data summarize the number of people who have received either their first dose or have completed the series for a COVID-19 vaccine. **A person can only be counted in one category, first dose or series complete.** For persons receiving Moderna or Pfizer vaccines, once they receive their second dose, they are moved from the first dose column to the series completed column. **Because of this, the total first dose category may show a change from report to report not matching the total receiving their first dose from the previous day.** Persons receiving Johnson & Johnson vaccines will always be counted in the series completed column.

## COVID-19 doses for vaccinated persons in Florida

**Doses** 14,815,858

People receiving one dose of a 1-dose series (Johnson & Johnson) or receiving only one dose of a 2-dose series (Moderna, Pfizer) count once. Persons receiving both doses of a 2-dose series count twice.

## Current status of persons vaccinated for COVID-19 in Florida

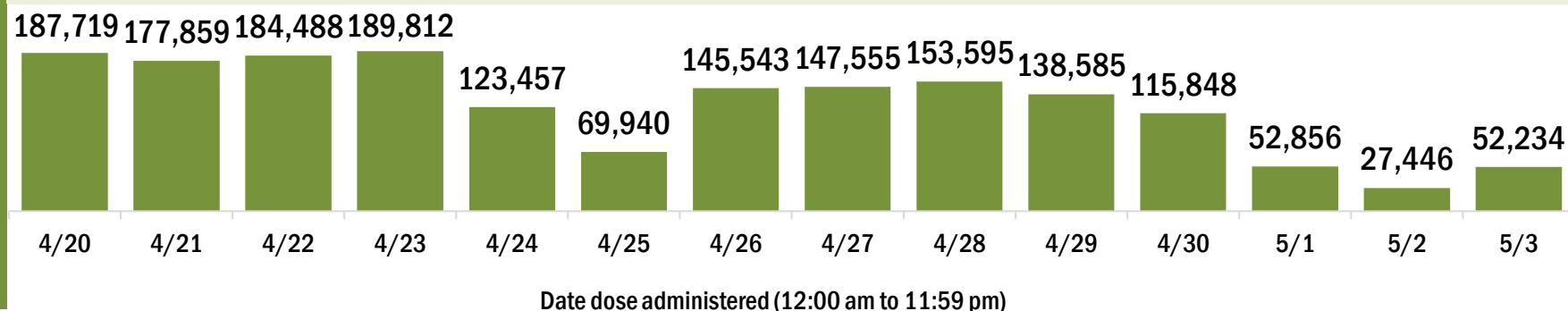
<b>Total people vaccinated</b>	<b>8,959,355</b>
First dose	2,538,877
Series completed	6,420,478
Completed 1-dose series	563,975
Completed 2-dose series	5,856,503

**First dose:** current number of people who have only received their first dose of the Moderna or Pfizer vaccine.

**Series complete:** current number of people who have received both Moderna or Pfizer vaccine doses or one Johnson & Johnson dose and are considered fully immunized.

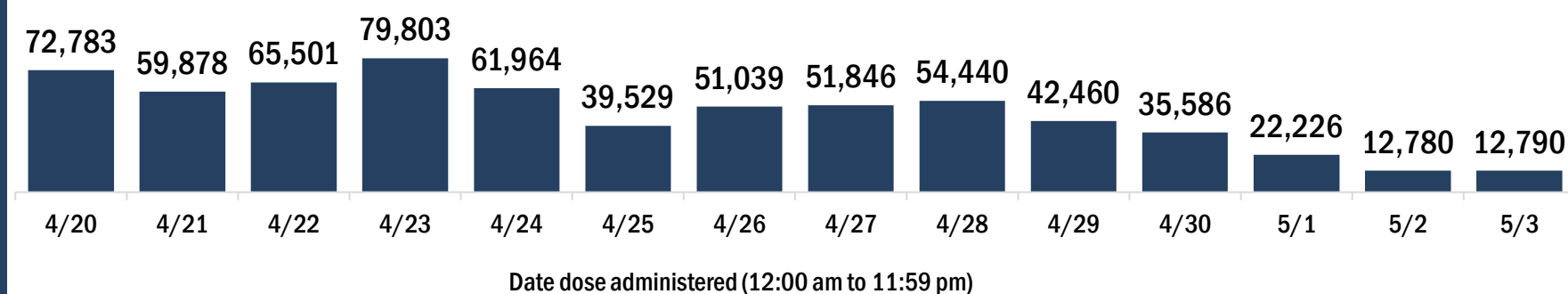
Demographic summary	First dose	Series complete	Total people vaccinated
<b>Age group</b>	<b>2,538,877</b>	<b>6,420,478</b>	<b>8,959,355</b>
16-24 years	307,428	214,705	522,133
25-34 years	363,701	383,064	746,765
35-44 years	393,799	565,528	959,327
45-54 years	404,800	848,740	1,253,540
55-64 years	439,438	1,335,836	1,775,274
65-74 years	348,659	1,745,050	2,093,709
75-84 years	199,311	997,880	1,197,191
85+ years	81,741	329,675	411,416
<b>Race</b>	<b>2,538,877</b>	<b>6,420,478</b>	<b>8,959,355</b>
White	1,579,982	4,412,656	5,992,638
Black	196,408	423,804	620,212
American Indian/Alaskan	11,027	21,633	32,660
Other	304,442	658,463	962,905
Unknown	447,018	903,922	1,350,940
<b>Other race</b> includes Asian, native Hawaiian/Pacific Islander, or other.			
<b>Ethnicity</b>	<b>2,538,877</b>	<b>6,420,478</b>	<b>8,959,355</b>
Hispanic	552,050	901,826	1,453,876
Non-Hispanic	1,100,403	3,460,097	4,560,500
Unknown	886,424	2,058,555	2,944,979
<b>Gender</b>	<b>2,538,877</b>	<b>6,420,478</b>	<b>8,959,355</b>
Female	1,319,768	3,603,675	4,923,443
Male	1,206,616	2,807,025	4,013,641
Unknown	12,493	9,778	22,271

## COVID-19 doses administered for the past 2 weeks

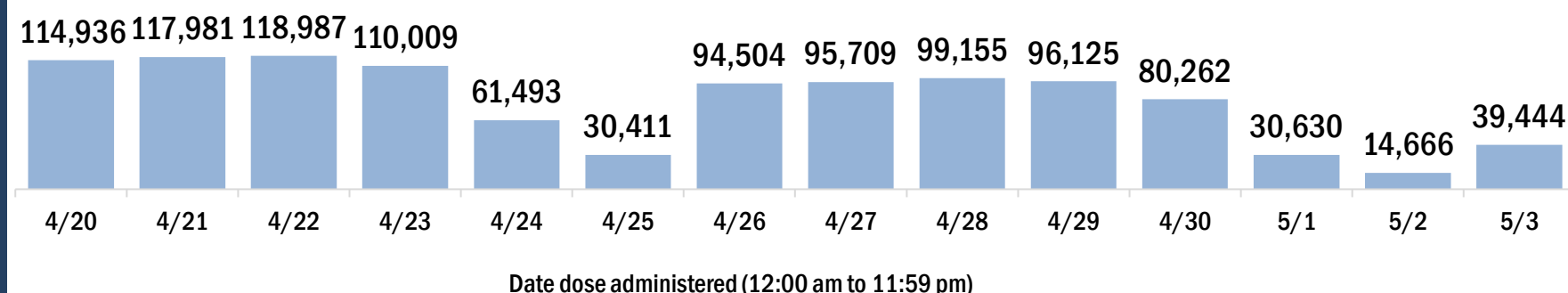


## Persons vaccinated for COVID-19 for the past 2 weeks

### Number of persons who received their first dose of a two-dose series of the COVID-19 vaccine



### Number of persons who completed the COVID-19 vaccine series



# COVID-19: vaccine summary

Vaccination data through May 3, 2021 as of May 4, 2021 at 12:05 AM

Data in this report are provisional and subject to change.

This table summarizes the number of people who have received either their first dose or have completed the series for a COVID-19 vaccine. A person can only be counted in one category, first dose or series complete. Persons receiving Johnson & Johnson vaccines will always be counted in the series completed column (see previous page for additional information).

County of residence	Yesterday (May 3)			Cumulative		
	First dose	Series complete	Total people vaccinated	First dose	Series complete	Total people vaccinated
Alachua	48	127	175	32,641	85,267	117,908
Baker	8	21	29	1,887	4,029	5,916
Bay	52	102	154	12,323	39,153	51,476
Bradford	1	6	7	2,406	4,246	6,652
Brevard	102	352	454	71,820	173,822	245,642
Broward	1,278	3,406	4,684	250,291	585,271	835,562
Calhoun	2	2	4	832	2,327	3,159
Charlotte	85	201	286	27,842	76,193	104,035
Citrus	58	615	673	12,635	47,553	60,188
Clay	82	331	413	13,503	49,925	63,428
Collier	219	398	617	50,030	140,223	190,253
Columbia	22	34	56	3,394	12,643	16,037
Dade	2,923	6,798	9,721	404,240	850,466	1,254,706
Desoto	6	31	37	4,654	7,266	11,920
Dixie	7	3	10	1,041	2,740	3,781
Duval	648	1,259	1,907	74,167	254,691	328,858
Escambia	91	905	996	25,311	72,885	98,196
Flagler	26	282	308	13,091	38,786	51,877
Franklin	6	34	40	811	3,187	3,998
Gadsden	28	78	106	3,781	13,021	16,802
Gilchrist	2	3	5	807	3,054	3,861
Glades	5	48	53	748	2,238	2,986
Gulf	8	23	31	1,182	3,507	4,689
Hamilton	2	2	4	919	2,333	3,252
Hardee	5	47	52	2,188	4,342	6,530
Hendry	14	71	85	3,535	8,145	11,680
Hernando	51	196	247	17,331	50,659	67,990
Highlands	29	196	225	13,377	28,787	42,164
Hillsborough	1,039	2,397	3,436	174,331	378,764	553,095
Holmes	3	17	20	1,129	3,026	4,155
Indian River	24	64	88	24,174	57,037	81,211
Jackson	14	9	23	4,023	9,367	13,390
Jefferson	10	27	37	1,127	3,924	5,051
Lafayette	1	0	1	697	1,427	2,124
Lake	155	414	569	36,544	129,360	165,904
Lee	366	1,780	2,146	86,556	239,595	326,151
Leon	126	878	1,004	27,513	85,960	113,473
Levy	9	22	31	2,430	8,674	11,104
Liberty	1	0	1	728	1,254	1,982
Madison	10	4	14	1,567	4,018	5,585
Manatee	95	363	458	44,160	126,514	170,674
Marion	285	353	638	31,370	102,650	134,020
Martin	107	90	197	20,160	55,671	75,831
Monroe	33	76	109	11,672	25,247	36,919
Nassau	47	55	102	5,061	28,830	33,891
Okaloosa	34	554	588	15,001	45,867	60,868
Okeechobee	15	27	42	3,493	8,375	11,868
Orange	1,022	2,687	3,709	159,833	389,419	549,252
Osceola	480	671	1,151	43,981	94,774	138,755
Out-Of-State	219	592	811	85,128	125,777	210,905
Palm Beach	597	3,474	4,071	188,434	468,487	656,921
Pasco	177	909	1,086	58,070	145,774	203,844
Pinellas	368	2,607	2,975	103,798	324,940	428,738
Polk	443	1,107	1,550	75,735	165,271	241,006
Putnam	31	19	50	5,436	13,150	18,586
Santa Rosa	36	354	390	16,465	41,295	57,760
Sarasota	294	1,482	1,776	61,323	176,506	237,829
Seminole	89	287	376	49,140	130,602	179,742
St. Johns	98	197	295	22,178	103,590	125,768
St. Lucie	212	352	564	37,502	84,315	121,817
Sumter	33	98	131	12,632	70,913	83,545
Suwannee	7	15	22	2,104	7,974	10,078
Taylor	8	28	36	1,761	3,865	5,626
Union	1	2	3	2,696	1,926	4,622
Unknown	30	63	93	3,412	5,092	8,504
Volusia	442	1,750	2,192	59,453	155,810	215,263
Wakulla	4	10	14	3,102	7,718	10,820
Walton	15	30	45	6,740	16,922	23,662
Washington	2	9	11	1,431	4,039	5,470
<b>Total</b>	<b>12,790</b>	<b>39,444</b>	<b>52,234</b>	<b>2,538,877</b>	<b>6,420,478</b>	<b>8,959,355</b>