

COVID-19: vaccine summary

Vaccination data through Apr 30, 2021 as of May 1, 2021 at 12:05 AM

Data in this report are provisional and subject to change.

Data in this summary pertain to COVID-19 vaccines approved by the U.S. Food and Drug Administration and have been issued an Emergency Use Authorization (Janssen COVID-19 Vaccine, Moderna COVID-19 Vaccine and Pfizer-BioNTech COVID-19 Vaccine). These data summarize the number of people who have received either their first dose or have completed the series for a COVID-19 vaccine. **A person can only be counted in one category, first dose or series complete.** For persons receiving Moderna or Pfizer vaccines, once they receive their second dose, they are moved from the first dose column to the series completed column. **Because of this, the total first dose category may show a change from report to report not matching the total receiving their first dose from the previous day.** Persons receiving Johnson & Johnson vaccines will always be counted in the series completed column.

COVID-19 doses for vaccinated persons in Florida

Doses 14,592,481

People receiving one dose of a 1-dose series (Johnson & Johnson) or receiving only one dose of a 2-dose series (Moderna, Pfizer) count once. Persons receiving both doses of a 2-dose series count twice.

Current status of persons vaccinated for COVID-19 in Florida

Total people vaccinated 8,865,300

First dose 2,584,625

Series completed 6,280,675

Completed 1-dose series 553,494

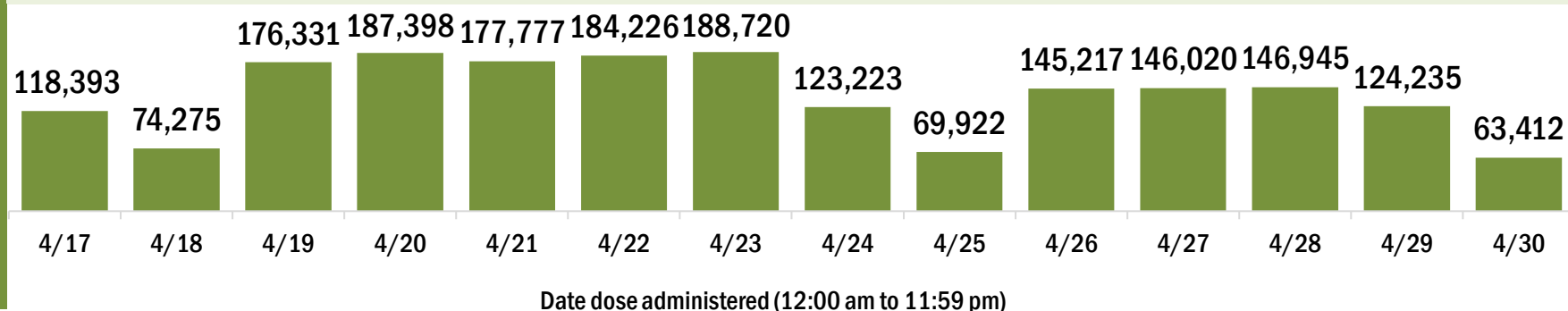
Completed 2-dose series 5,727,181

First dose: current number of people who have only received their first dose of the Moderna or Pfizer vaccine.

Series complete: current number of people who have received both Moderna or Pfizer vaccine doses or one Johnson & Johnson dose and are considered fully immunized.

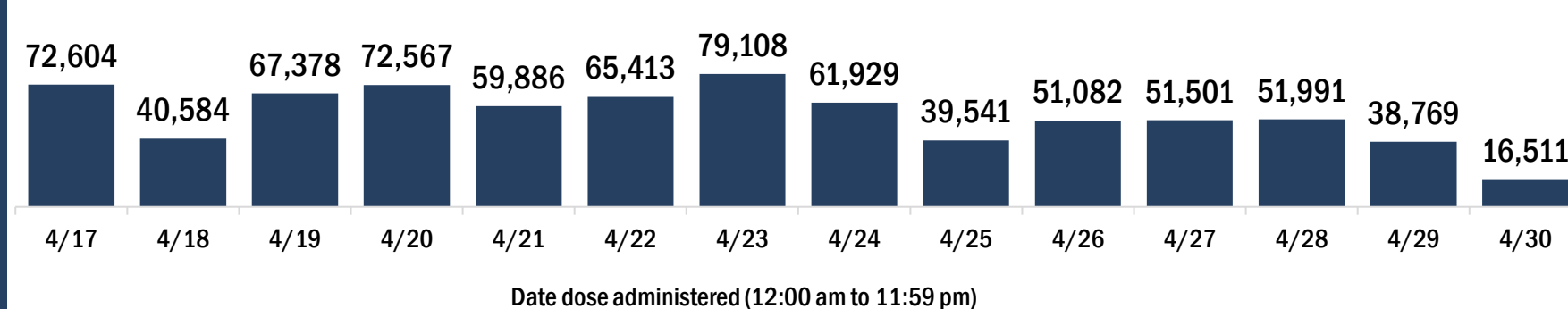
Demographic summary	First dose	Series complete	Total people vaccinated
Age group	2,584,625	6,280,675	8,865,300
16-24 years	313,847	195,118	508,965
25-34 years	369,667	361,393	731,060
35-44 years	402,931	538,421	941,352
45-54 years	415,420	819,393	1,234,813
55-64 years	449,135	1,309,010	1,758,145
65-74 years	351,020	1,735,516	2,086,536
75-84 years	200,477	993,561	1,194,038
85+ years	82,128	328,263	410,391
Race	2,584,625	6,280,675	8,865,300
White	1,620,011	4,318,570	5,938,581
Black	199,105	413,171	612,276
American Indian/Alaskan	11,096	21,209	32,305
Other	309,912	642,680	952,592
Unknown	444,501	885,045	1,329,546
Other race includes Asian, native Hawaiian/Pacific Islander, or other.			
Ethnicity	2,584,625	6,280,675	8,865,300
Hispanic	561,068	871,022	1,432,090
Non-Hispanic	1,137,061	3,391,694	4,528,755
Unknown	886,496	2,017,959	2,904,455
Gender	2,584,625	6,280,675	8,865,300
Female	1,344,840	3,532,367	4,877,207
Male	1,227,178	2,738,771	3,965,949
Unknown	12,607	9,537	22,144

COVID-19 doses administered for the past 2 weeks

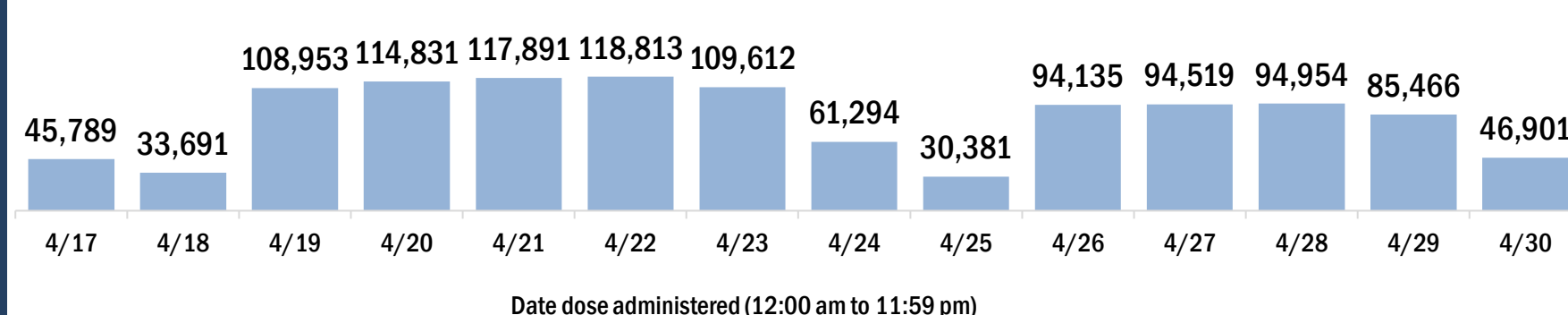


Persons vaccinated for COVID-19 for the past 2 weeks

Number of persons who received their first dose of a two-dose series of the COVID-19 vaccine



Number of persons who completed the COVID-19 vaccine series



COVID-19: vaccine summary

Vaccination data through Apr 30, 2021 as of May 1, 2021 at 12:05 AM

Data in this report are provisional and subject to change.

This table summarizes the number of people who have received either their first dose or have completed the series for a COVID-19 vaccine. A person can only be counted in one category, first dose or series complete. Persons receiving Johnson & Johnson vaccines will always be counted in the series completed column (see previous page for additional information).

County of residence	Yesterday (Apr 30)			Cumulative		
	First dose	Series complete	Total people vaccinated	First dose	Series complete	Total people vaccinated
Alachua	66	107	173	32,805	84,288	117,093
Baker	4	22	26	1,897	3,990	5,887
Bay	154	81	235	12,636	38,535	51,171
Bradford	29	64	93	2,393	4,217	6,610
Brevard	193	449	642	72,176	170,555	242,731
Broward	1,392	2,883	4,275	258,595	563,712	822,307
Calhoun	3	2	5	832	2,324	3,156
Charlotte	92	302	394	28,334	75,205	103,539
Citrus	74	536	610	13,249	46,612	59,861
Clay	126	431	557	13,862	49,103	62,965
Collier	224	496	720	51,276	137,405	188,681
Columbia	10	36	46	3,404	12,564	15,968
Dade	3,611	6,153	9,764	407,574	827,999	1,235,573
Desoto	17	42	59	4,588	7,208	11,796
Dixie	1	2	3	1,172	2,632	3,804
Duval	882	2,609	3,491	76,157	250,023	326,180
Escambia	104	224	328	26,187	71,177	97,364
Flagler	41	215	256	13,490	38,192	51,682
Franklin	6	30	36	843	3,147	3,990
Gadsden	37	148	185	3,884	12,727	16,611
Gilchrist	2	2	4	809	3,036	3,845
Glades	0	5	5	796	2,178	2,974
Gulf	18	15	33	1,199	3,472	4,671
Hamilton	2	5	7	917	2,323	3,240
Hardee	40	261	301	1,556	4,260	5,816
Hendry	15	23	38	3,709	7,774	11,483
Hernando	98	322	420	17,421	50,118	67,539
Highlands	19	78	97	13,665	27,668	41,333
Hillsborough	1,210	3,747	4,957	175,137	371,434	546,571
Holmes	7	9	16	1,137	2,988	4,125
Indian River	55	193	248	24,317	56,634	80,951
Jackson	17	10	27	4,061	9,248	13,309
Jefferson	14	33	47	1,191	3,837	5,028
Lafayette	4	4	8	705	1,396	2,101
Lake	312	804	1,116	37,021	127,599	164,620
Lee	444	1,903	2,347	89,622	234,227	323,849
Leon	143	661	804	28,781	83,970	112,751
Levy	14	25	39	2,459	8,576	11,035
Liberty	0	1	1	724	1,253	1,977
Madison	13	2	15	1,564	4,003	5,567
Manatee	124	1,176	1,300	44,676	124,824	169,500
Marion	148	958	1,106	31,188	101,479	132,667
Martin	135	562	697	20,749	54,537	75,286
Monroe	41	13	54	11,724	24,886	36,610
Nassau	49	88	137	5,337	28,399	33,736
Okaloosa	394	55	449	15,547	44,773	60,320
Okeechobee	40	34	74	3,500	8,301	11,801
Orange	1,487	4,842	6,329	161,773	379,335	541,108
Osceola	547	899	1,446	44,881	91,683	136,564
Out-Of-State	158	260	418	85,626	123,935	209,561
Palm Beach	745	4,240	4,985	194,222	457,324	651,546
Pasco	266	1,203	1,469	58,915	143,395	202,310
Pinellas	748	3,054	3,802	106,210	319,794	426,004
Polk	586	1,152	1,738	75,390	162,732	238,122
Putnam	21	38	59	5,515	12,933	18,448
Santa Rosa	145	548	693	16,818	40,594	57,412
Sarasota	248	1,757	2,005	62,334	173,999	236,333
Seminole	195	840	1,035	51,402	126,546	177,948
St. Johns	90	287	377	23,687	101,519	125,206
St. Lucie	196	456	652	37,480	82,826	120,306
Sumter	62	60	122	12,705	70,619	83,324
Suwannee	22	58	80	2,123	7,918	10,041
Taylor	0	1	1	1,792	3,813	5,605
Union	9	10	19	2,705	1,911	4,616
Unknown	24	49	73	3,441	4,907	8,348
Volusia	341	958	1,299	61,356	151,732	213,088
Wakulla	34	254	288	3,110	7,665	10,775
Walton	123	112	235	6,850	16,669	23,519
Washington	39	3	42	1,424	4,018	5,442
Total	16,510	46,902	63,412	2,584,625	6,280,675	8,865,300