

# COVID-19: vaccine summary

Vaccination data through Apr 26, 2021 as of Apr 27, 2021 at 12:05 AM

Data in this report are provisional and subject to change.

Data in this summary pertain to COVID-19 vaccines approved by the U.S. Food and Drug Administration and have been issued an Emergency Use Authorization (Janssen COVID-19 Vaccine, Moderna COVID-19 Vaccine and Pfizer-BioNTech COVID-19 Vaccine). These data summarize the number of people who have received either their first dose or have completed the series for a COVID-19 vaccine. **A person can only be counted in one category, first dose or series complete.** For persons receiving Moderna or Pfizer vaccines, once they receive their second dose, they are moved from the first dose column to the series completed column. **Because of this, the total first dose category may show a change from report to report not matching the total receiving their first dose from the previous day.** Persons receiving Johnson & Johnson vaccines will always be counted in the series completed column.

## COVID-19 doses for vaccinated persons in Florida

**Doses** 13,975,770

People receiving one dose of a 1-dose series (Johnson & Johnson) or receiving only one dose of a 2-dose series (Moderna, Pfizer) count once. Persons receiving both doses of a 2-dose series count twice.

## Current status of persons vaccinated for COVID-19 in Florida

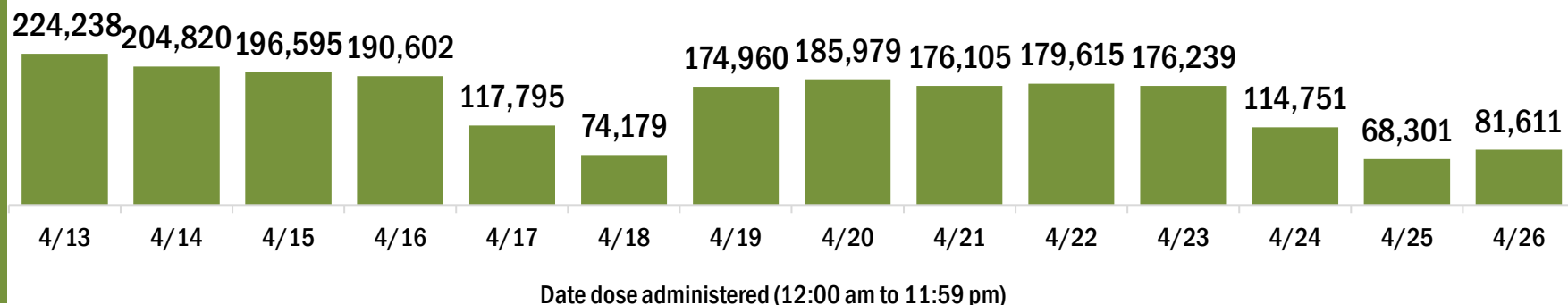
<b>Total people vaccinated</b>	<b>8,625,933</b>
First dose	2,741,216
Series completed	5,884,717
Completed 1-dose series	534,880
Completed 2-dose series	5,349,837

**First dose:** current number of people who have only received their first dose of the Moderna or Pfizer vaccine.

**Series complete:** current number of people who have received both Moderna or Pfizer vaccine doses or one Johnson & Johnson dose and are considered fully immunized.

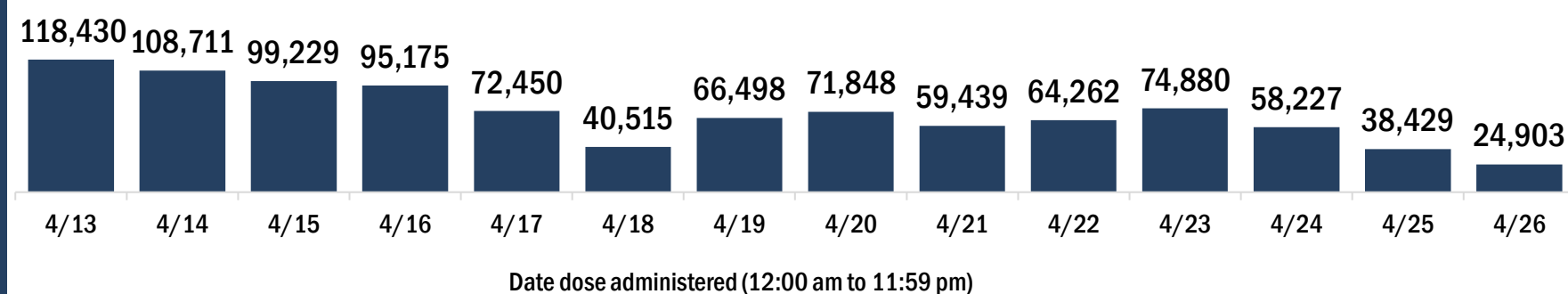
Demographic summary	First dose	Series complete	Total people vaccinated
<b>Age group</b>	<b>2,741,216</b>	<b>5,884,717</b>	<b>8,625,933</b>
16-24 years	319,624	150,513	470,137
25-34 years	379,747	311,746	691,493
35-44 years	432,602	465,641	898,243
45-54 years	458,796	731,755	1,190,551
55-64 years	495,514	1,219,407	1,714,921
65-74 years	363,038	1,704,558	2,067,596
75-84 years	207,595	977,868	1,185,463
85+ years	84,300	323,229	407,529
<b>Race</b>	<b>2,741,216</b>	<b>5,884,717</b>	<b>8,625,933</b>
White	1,737,422	4,051,913	5,789,335
Black	204,059	385,451	589,510
American Indian/Alaskan	11,433	19,830	31,263
Other	321,769	598,378	920,147
Unknown	466,533	829,145	1,295,678
<b>Other race</b> includes Asian, native Hawaiian/Pacific Islander, or other.			
<b>Ethnicity</b>	<b>2,741,216</b>	<b>5,884,717</b>	<b>8,625,933</b>
Hispanic	569,587	795,946	1,365,533
Non-Hispanic	1,242,597	3,181,319	4,423,916
Unknown	929,032	1,907,452	2,836,484
<b>Gender</b>	<b>2,741,216</b>	<b>5,884,717</b>	<b>8,625,933</b>
Female	1,432,931	3,325,312	4,758,243
Male	1,295,063	2,550,963	3,846,026
Unknown	13,222	8,442	21,664

## COVID-19 doses administered for the past 2 weeks

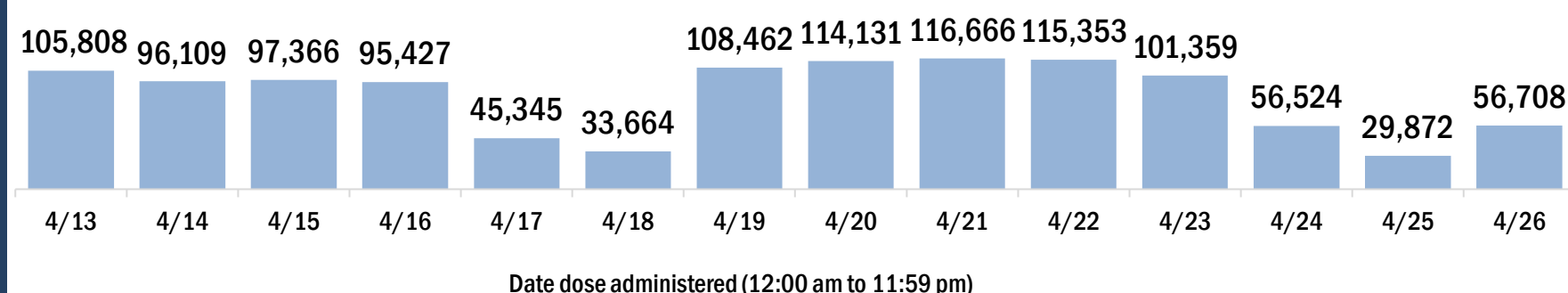


## Persons vaccinated for COVID-19 for the past 2 weeks

### Number of persons who received their first dose of a two-dose series of the COVID-19 vaccine



### Number of persons who completed the COVID-19 vaccine series



# COVID-19: vaccine summary

Vaccination data through Apr 26, 2021 as of Apr 27, 2021 at 12:05 AM

Data in this report are provisional and subject to change.

This table summarizes the number of people who have received either their first dose or have completed the series for a COVID-19 vaccine. A person can only be counted in one category, first dose or series complete. Persons receiving Johnson & Johnson vaccines will always be counted in the series completed column (see previous page for additional information).

County of residence	Yesterday (Apr 26)			Cumulative		
	First dose	Series complete	Total people vaccinated	First dose	Series complete	Total people vaccinated
Alachua	82	249	331	30,917	77,868	108,785
Baker	3	21	24	2,059	3,748	5,807
Bay	93	102	195	13,253	36,841	50,094
Bradford	8	9	17	2,496	4,018	6,514
Brevard	575	704	1,279	77,807	159,809	237,616
Broward	2,778	3,862	6,640	271,678	527,145	798,823
Calhoun	0	1	1	470	2,232	2,702
Charlotte	154	374	528	31,290	70,160	101,450
Citrus	41	456	497	14,935	43,992	58,927
Clay	119	504	623	15,917	45,880	61,797
Collier	222	196	418	54,656	130,305	184,961
Columbia	21	31	52	3,893	11,820	15,713
Dade	4,820	9,506	14,326	410,158	780,957	1,191,115
Desoto	23	23	46	4,388	6,576	10,964
Dixie	4	27	31	1,367	2,454	3,821
Duval	857	3,488	4,345	85,725	233,979	319,704
Escambia	239	105	344	28,125	67,484	95,609
Flagler	127	286	413	14,876	35,908	50,784
Franklin	4	17	21	915	3,037	3,952
Gadsden	32	50	82	3,945	12,268	16,213
Gilchrist	14	5	19	874	2,888	3,762
Glades	5	42	47	799	2,158	2,957
Gulf	4	18	22	1,194	3,385	4,579
Hamilton	8	5	13	999	2,192	3,191
Hardee	16	27	43	1,784	3,807	5,591
Hendry	33	230	263	3,951	7,352	11,303
Hernando	129	173	302	18,428	47,835	66,263
Highlands	86	82	168	13,913	26,986	40,899
Hillsborough	1,746	7,512	9,258	187,085	345,225	532,310
Holmes	7	3	10	1,181	2,873	4,054
Indian River	115	381	496	24,845	52,297	77,142
Jackson	13	10	23	4,228	8,896	13,124
Jefferson	6	38	44	1,265	3,700	4,965
Lafayette	0	1	1	727	1,358	2,085
Lake	255	1,114	1,369	41,573	119,140	160,713
Lee	790	2,014	2,804	97,937	218,410	316,347
Leon	202	801	1,003	32,218	78,578	110,796
Levy	28	25	53	2,735	8,002	10,737
Liberty	0	1	1	301	1,200	1,501
Madison	9	6	15	1,623	3,876	5,499
Manatee	194	1,739	1,933	51,675	114,739	166,414
Marion	385	283	668	34,632	95,771	130,403
Martin	41	100	141	22,117	51,631	73,748
Monroe	86	58	144	11,520	23,061	34,581
Nassau	28	78	106	6,297	26,975	33,272
Okaloosa	183	133	316	17,253	41,786	59,039
Okeechobee	34	43	77	3,811	7,639	11,450
Orange	1,790	6,354	8,144	170,042	352,117	522,159
Osceola	777	971	1,748	46,496	84,432	130,928
Out-Of-State	527	610	1,137	86,348	117,575	203,923
Palm Beach	2,746	1,925	4,671	205,054	429,527	634,581
Pasco	338	1,343	1,681	64,116	133,719	197,835
Pinellas	1,275	3,030	4,305	116,631	301,165	417,796
Polk	705	957	1,662	76,641	153,479	230,120
Putnam	28	56	84	5,596	12,520	18,116
Santa Rosa	65	56	121	18,830	37,452	56,282
Sarasota	427	2,646	3,073	69,794	163,354	233,148
Seminole	225	781	1,006	55,880	115,842	171,722
St. Johns	126	663	789	28,419	94,496	122,915
St. Lucie	337	380	717	41,529	75,122	116,651
Sumter	53	77	130	13,666	69,333	82,999
Suwannee	15	23	38	2,379	7,477	9,856
Taylor	7	7	14	1,608	3,557	5,165
Union	3	4	7	2,787	1,765	4,552
Unknown	39	58	97	3,541	4,602	8,143
Volusia	731	1,633	2,364	65,762	142,224	207,986
Wakulla	14	56	70	3,448	7,184	10,632
Walton	50	135	185	7,282	15,736	23,018
Washington	5	11	16	1,532	3,798	5,330
<b>Total</b>	<b>24,902</b>	<b>56,709</b>	<b>81,611</b>	<b>2,741,216</b>	<b>5,884,717</b>	<b>8,625,933</b>