

COVID-19: vaccine summary

Vaccination data through Apr 20, 2021 as of Apr 21, 2021 at 12:05 AM

Data in this report are provisional and subject to change.

Data in this summary pertain to COVID-19 vaccines approved by the U.S. Food and Drug Administration and have been issued an Emergency Use Authorization (Janssen COVID-19 Vaccine, Moderna COVID-19 Vaccine and Pfizer-BioNTech COVID-19 Vaccine). These data summarize the number of people who have received either their first dose or have completed the series for a COVID-19 vaccine. **A person can only be counted in one category, first dose or series complete.** For persons receiving Moderna or Pfizer vaccines, once they receive their second dose, they are moved from the first dose column to the series completed column. **Because of this, the total first dose category may show a change from report to report not matching the total receiving their first dose from the previous day.** Persons receiving Johnson & Johnson vaccines will always be counted in the series completed column.

COVID-19 doses for vaccinated persons in Florida

Doses 13,012,036

People receiving one dose of a 1-dose series (Johnson & Johnson) or receiving only one dose of a 2-dose series (Moderna, Pfizer) count once. Persons receiving both doses of a 2-dose series count twice.

Current status of persons vaccinated for COVID-19 in Florida

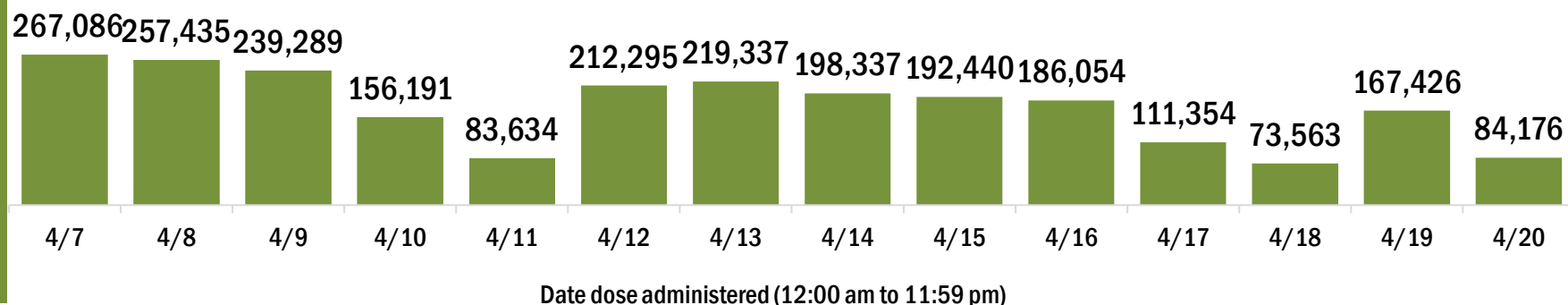
Total people vaccinated	8,228,278
First dose	2,914,093
Series completed	5,314,185
Completed 1-dose series	530,427
Completed 2-dose series	4,783,758

First dose: current number of people who have only received their first dose of the Moderna or Pfizer vaccine.

Series complete: current number of people who have received both Moderna or Pfizer vaccine doses or one Johnson & Johnson dose and are considered fully immunized.

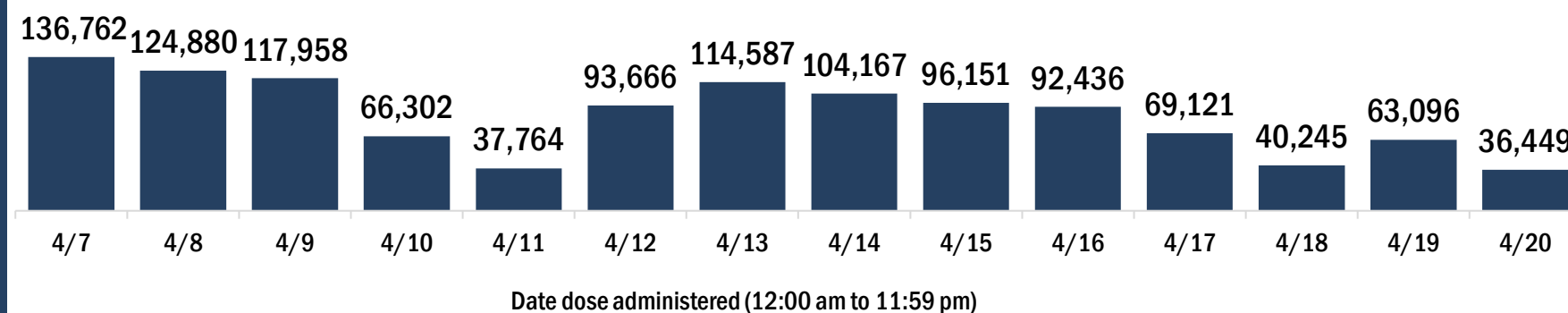
Demographic summary	First dose	Series complete	Total people vaccinated
Age group	2,914,093	5,314,185	8,228,278
16-24 years	285,675	125,918	411,593
25-34 years	348,724	276,980	625,704
35-44 years	442,568	383,695	826,263
45-54 years	535,895	577,709	1,113,604
55-64 years	610,373	1,027,770	1,638,143
65-74 years	383,889	1,653,416	2,037,305
75-84 years	219,582	952,925	1,172,507
85+ years	87,387	315,772	403,159
Race	2,914,093	5,314,185	8,228,278
American Indian/Alaskan	11,569	18,088	29,657
Black	204,762	350,261	555,023
Other	330,125	535,020	865,145
Unknown	509,595	731,499	1,241,094
White	1,858,042	3,679,317	5,537,359
Other race includes Asian, native Hawaiian/Pacific Islander, or other.			
Ethnicity	2,914,093	5,314,185	8,228,278
Hispanic	547,318	704,474	1,251,792
Non-Hispanic	1,357,701	2,891,133	4,248,834
Unknown	1,009,074	1,718,578	2,727,652
Gender	2,914,093	5,314,185	8,228,278
Female	1,536,789	3,023,566	4,560,355
Male	1,363,717	2,282,988	3,646,705
Unknown	13,587	7,631	21,218

COVID-19 doses administered for the past 2 weeks

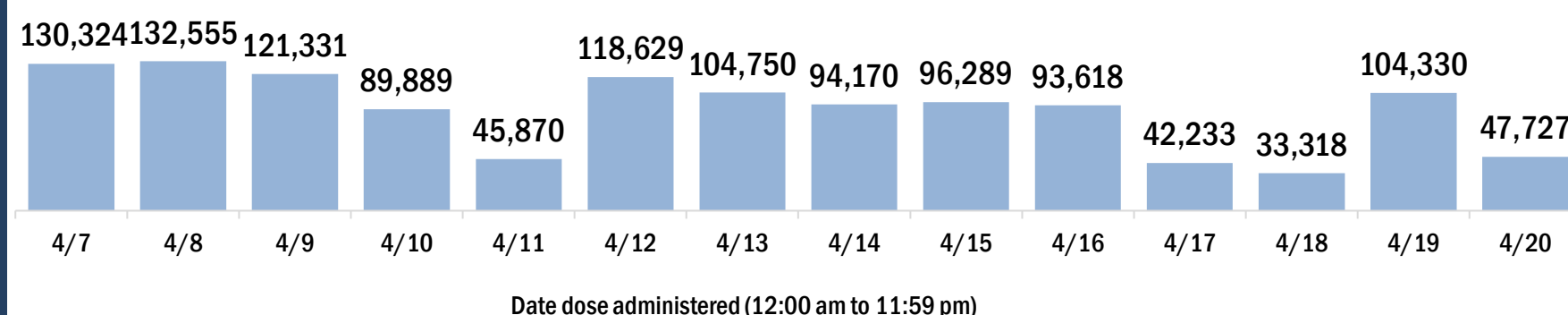


Persons vaccinated for COVID-19 for the past 2 weeks

Number of persons who received their first dose of a two-dose series of the COVID-19 vaccine



Number of persons who completed the COVID-19 vaccine series



COVID-19: vaccine summary

Vaccination data through Apr 20, 2021 as of Apr 21, 2021 at 12:05 AM

Data in this report are provisional and subject to change.

This table summarizes the number of people who have received either their first dose or have completed the series for a COVID-19 vaccine. A person can only be counted in one category, first dose or series complete. Persons receiving Johnson & Johnson vaccines will always be counted in the series completed column (see previous page for additional information).

County of residence	Yesterday (Apr 20)			Cumulative		
	First dose	Series complete	Total people vaccinated	First dose	Series complete	Total people vaccinated
Alachua	71	358	429	31,546	72,843	104,389
Baker	38	19	57	1,406	3,481	4,887
Bay	124	134	258	13,540	35,181	48,721
Bradford	25	32	57	2,119	3,760	5,879
Brevard	1,397	793	2,190	84,595	143,135	227,730
Broward	3,208	4,803	8,011	281,713	474,342	756,055
Calhoun	7	2	9	525	2,131	2,656
Charlotte	222	229	451	34,768	64,360	99,128
Citrus	194	84	278	17,391	40,034	57,425
Clay	158	592	750	17,854	41,711	59,565
Collier	742	243	985	59,054	119,428	178,482
Columbia	71	316	387	3,448	11,299	14,747
Dade	6,220	7,795	14,015	405,467	706,290	1,111,757
Desoto	88	7	95	4,302	6,071	10,373
Dixie	2	15	17	1,581	2,180	3,761
Duval	1,269	3,279	4,548	96,991	212,564	309,555
Escambia	171	856	1,027	29,003	63,693	92,696
Flagler	56	110	166	15,430	33,503	48,933
Franklin	10	32	42	983	2,937	3,920
Gadsden	47	57	104	4,424	11,444	15,868
Gilchrist	2	0	2	1,021	2,646	3,667
Glades	5	15	20	857	2,058	2,915
Gulf	16	36	52	1,217	3,261	4,478
Hamilton	8	8	16	952	2,124	3,076
Hardee	114	15	129	2,019	3,447	5,466
Hendry	74	36	110	4,048	6,583	10,631
Hernando	246	240	486	20,930	43,224	64,154
Highlands	27	68	95	15,080	24,832	39,912
Hillsborough	3,120	4,137	7,257	203,430	301,877	505,307
Holmes	2	1	3	1,286	2,668	3,954
Indian River	184	41	225	27,707	47,285	74,992
Jackson	55	11	66	4,539	8,314	12,853
Jefferson	19	15	34	1,487	3,329	4,816
Lafayette	6	32	38	733	1,318	2,051
Lake	354	913	1,267	47,421	108,521	155,942
Lee	780	2,179	2,959	109,720	195,980	305,700
Leon	156	708	864	35,782	71,397	107,179
Levy	20	29	49	3,050	7,396	10,446
Liberty	5	2	7	321	1,157	1,478
Madison	13	8	21	1,659	3,719	5,378
Manatee	266	696	962	58,172	103,154	161,326
Marion	449	291	740	38,711	87,027	125,738
Martin	99	146	245	23,788	47,272	71,060
Monroe	29	136	165	11,461	20,603	32,064
Nassau	45	200	245	7,613	25,047	32,660
Okaloosa	509	46	555	17,842	39,288	57,130
Okeechobee	30	71	101	4,029	6,893	10,922
Orange	3,757	4,249	8,006	187,384	306,367	493,751
Osceola	719	1,138	1,857	48,696	73,432	122,128
Out-Of-State	722	665	1,387	87,873	106,234	194,107
Palm Beach	3,257	2,036	5,293	216,055	388,550	604,605
Pasco	698	1,011	1,709	70,851	119,077	189,928
Pinellas	2,899	3,094	5,993	127,627	272,640	400,267
Polk	1,193	926	2,119	76,975	139,509	216,484
Putnam	30	104	134	5,871	11,474	17,345
Santa Rosa	175	436	611	19,599	35,122	54,721
Sarasota	482	1,652	2,134	79,555	147,258	226,813
Seminole	428	543	971	61,983	101,669	163,652
St. Johns	223	779	1,002	32,780	86,414	119,194
St. Lucie	360	497	857	42,596	69,203	111,799
Sumter	57	176	233	15,327	66,421	81,748
Suwannee	63	96	159	2,547	6,953	9,500
Taylor	6	10	16	1,767	3,331	5,098
Union	2	11	13	622	1,632	2,254
Unknown	24	25	49	3,434	4,246	7,680
Volusia	536	373	909	68,813	129,429	198,242
Wakulla	11	50	61	3,497	6,541	10,038
Walton	48	17	65	7,447	14,427	21,874
Washington	6	3	9	1,779	3,449	5,228
Total	36,449	47,727	84,176	2,914,093	5,314,185	8,228,278