

COVID-19: vaccine summary

Vaccination data through Apr 19, 2021 as of Apr 20, 2021 at 12:05 AM

Data in this report are provisional and subject to change.

Data in this summary pertain to COVID-19 vaccines approved by the U.S. Food and Drug Administration and have been issued an Emergency Use Authorization (Janssen COVID-19 Vaccine, Moderna COVID-19 Vaccine and Pfizer-BioNTech COVID-19 Vaccine). These data summarize the number of people who have received either their first dose or have completed the series for a COVID-19 vaccine. **A person can only be counted in one category, first dose or series complete.** For persons receiving Moderna or Pfizer vaccines, once they receive their second dose, they are moved from the first dose column to the series completed column. **Because of this, the total first dose category may show a change from report to report not matching the total receiving their first dose from the previous day.** Persons receiving Johnson & Johnson vaccines will always be counted in the series completed column.

COVID-19 doses for vaccinated persons in Florida

Doses 12,814,856

People receiving one dose of a 1-dose series (Johnson & Johnson) or receiving only one dose of a 2-dose series (Moderna, Pfizer) count once. Persons receiving both doses of a 2-dose series count twice.

Current status of persons vaccinated for COVID-19 in Florida

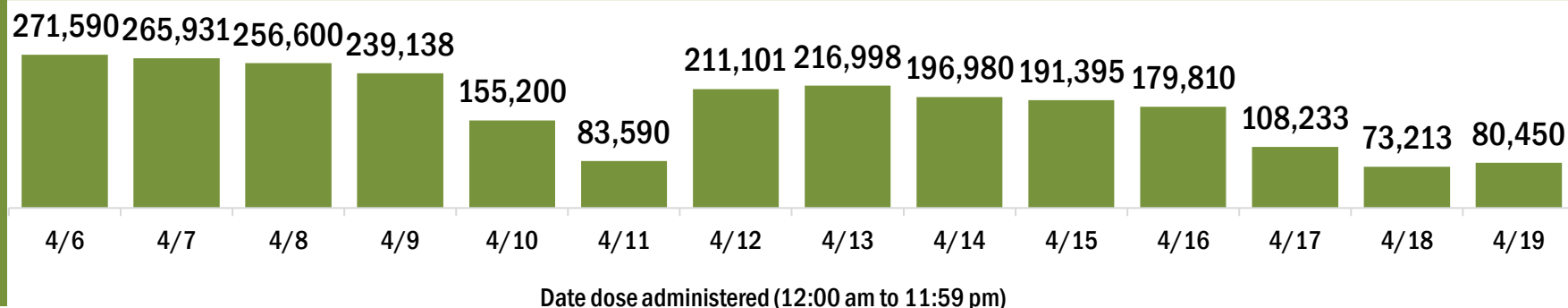
Total people vaccinated	8,143,599
First dose	2,943,621
Series completed	5,199,978
Completed 1-dose series	528,721
Completed 2-dose series	4,671,257

First dose: current number of people who have only received their first dose of the Moderna or Pfizer vaccine.

Series complete: current number of people who have received both Moderna or Pfizer vaccine doses or one Johnson & Johnson dose and are considered fully immunized.

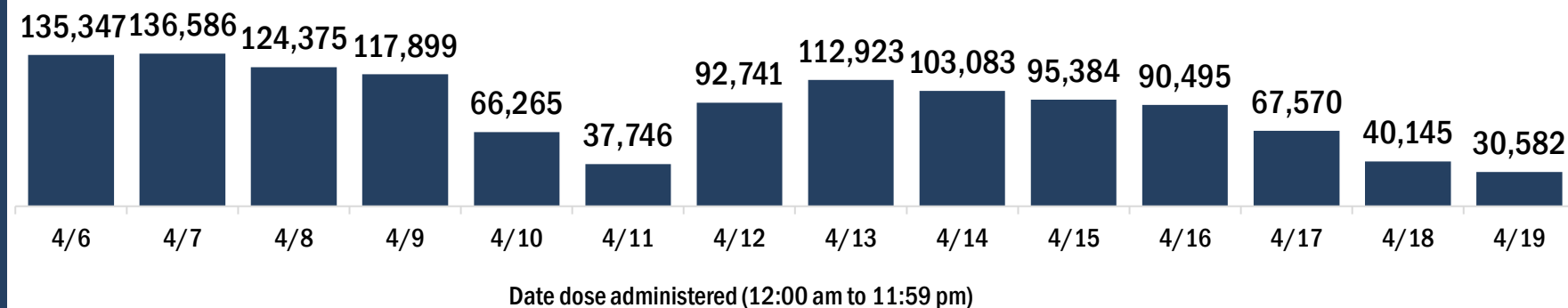
Demographic summary	First dose	Series complete	Total people vaccinated
Age group	2,943,621	5,199,978	8,143,599
16-24 years	273,165	122,284	395,449
25-34 years	341,433	270,805	612,238
35-44 years	441,634	370,181	811,815
45-54 years	547,410	551,075	1,098,485
55-64 years	637,935	984,590	1,622,525
65-74 years	390,216	1,640,882	2,031,098
75-84 years	223,225	946,478	1,169,703
85+ years	88,603	313,683	402,286
Race	2,943,621	5,199,978	8,143,599
American Indian/Alaskan	11,484	17,740	29,224
Black	204,142	342,925	547,067
Other	329,224	523,873	853,097
Unknown	524,195	708,842	1,233,037
White	1,874,576	3,606,598	5,481,174
Other race includes Asian, native Hawaiian/Pacific Islander, or other.			
Ethnicity	2,943,621	5,199,978	8,143,599
Hispanic	539,916	689,499	1,229,415
Non-Hispanic	1,369,757	2,834,335	4,204,092
Unknown	1,033,948	1,676,144	2,710,092
Gender	2,943,621	5,199,978	8,143,599
Female	1,556,118	2,961,904	4,518,022
Male	1,373,819	2,230,674	3,604,493
Unknown	13,684	7,400	21,084

COVID-19 doses administered for the past 2 weeks

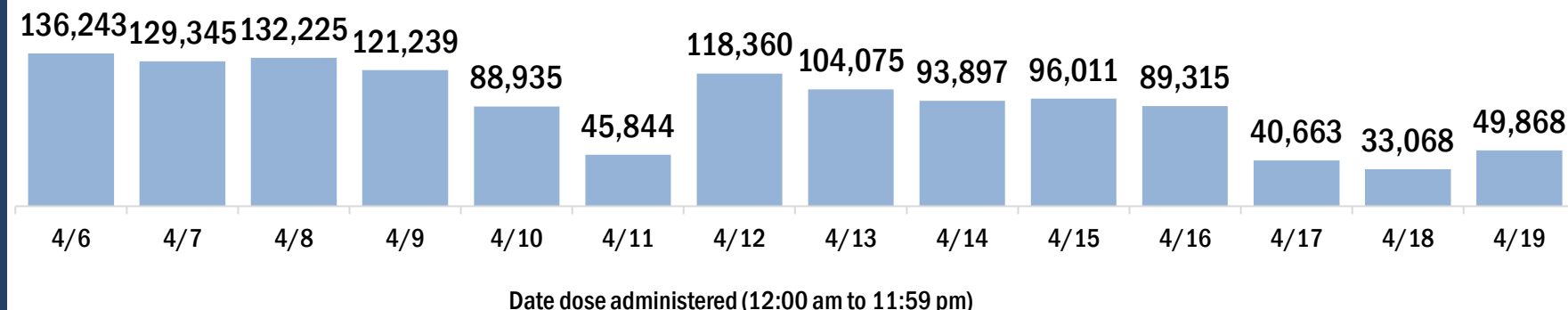


Persons vaccinated for COVID-19 for the past 2 weeks

Number of persons who received their first dose of a two-dose series of the COVID-19 vaccine



Number of persons who completed the COVID-19 vaccine series



COVID-19: vaccine summary

Vaccination data through Apr 19, 2021 as of Apr 20, 2021 at 12:05 AM

Data in this report are provisional and subject to change.

This table summarizes the number of people who have received either their first dose or have completed the series for a COVID-19 vaccine. A person can only be counted in one category, first dose or series complete. Persons receiving Johnson & Johnson vaccines will always be counted in the series completed column (see previous page for additional information).

County of residence	Yesterday (Apr 19)			Cumulative		
	First dose	Series complete	Total people vaccinated	First dose	Series complete	Total people vaccinated
Alachua	67	256	323	29,380	71,632	101,012
Baker	4	12	16	1,418	3,417	4,835
Bay	159	120	279	13,638	34,898	48,536
Bradford	5	6	11	2,081	3,711	5,792
Brevard	527	705	1,232	85,296	139,343	224,639
Broward	3,643	4,373	8,016	285,261	464,149	749,410
Calhoun	2	1	3	523	2,126	2,649
Charlotte	302	598	900	35,180	63,419	98,599
Citrus	38	498	536	17,777	39,361	57,138
Clay	154	407	561	18,612	40,667	59,279
Collier	216	521	737	59,941	116,948	176,889
Columbia	18	39	57	3,698	10,939	14,637
Dade	6,003	7,409	13,412	403,926	693,654	1,097,580
Desoto	93	36	129	4,219	6,043	10,262
Dixie	1	17	18	1,504	2,157	3,661
Duval	820	2,886	3,706	99,931	207,528	307,459
Escambia	502	148	650	30,432	60,859	91,291
Flagler	91	112	203	15,583	33,128	48,711
Franklin	3	45	48	1,004	2,904	3,908
Gadsden	30	84	114	4,463	11,305	15,768
Gilchrist	2	2	4	1,024	2,627	3,651
Glades	3	106	109	874	2,031	2,905
Gulf	16	8	24	1,279	3,172	4,451
Hamilton	2	4	6	940	2,116	3,056
Hardee	31	19	50	1,921	3,401	5,322
Hendry	28	68	96	3,996	6,529	10,525
Hernando	167	406	573	21,283	42,452	63,735
Highlands	56	55	111	15,077	24,691	39,768
Hillsborough	2,496	4,663	7,159	205,226	294,238	499,464
Holmes	9	2	11	1,282	2,664	3,946
Indian River	238	91	329	27,872	46,796	74,668
Jackson	22	12	34	4,486	8,298	12,784
Jefferson	29	14	43	1,173	3,293	4,466
Lafayette	0	3	3	754	1,286	2,040
Lake	267	860	1,127	49,499	105,231	154,730
Lee	322	1,499	1,821	111,183	190,962	302,145
Leon	177	638	815	36,868	69,526	106,394
Levy	19	27	46	3,141	7,190	10,331
Liberty	2	2	4	320	1,153	1,473
Madison	13	5	18	1,636	3,705	5,341
Manatee	202	1,813	2,015	59,676	100,334	160,010
Marion	565	323	888	39,232	85,652	124,884
Martin	80	196	276	24,250	46,493	70,743
Monroe	60	166	226	11,651	20,148	31,799
Nassau	54	103	157	7,901	24,550	32,451
Okaloosa	77	761	838	17,525	38,938	56,463
Okeechobee	22	52	74	4,101	6,651	10,752
Orange	3,369	4,472	7,841	189,385	297,973	487,358
Osceola	904	751	1,655	49,091	71,379	120,470
Out-Of-State	558	812	1,370	87,910	104,031	191,941
Palm Beach	1,821	4,032	5,853	216,494	381,747	598,241
Pasco	455	1,051	1,506	72,392	115,811	188,203
Pinellas	2,435	3,137	5,572	129,650	266,194	395,844
Polk	829	814	1,643	77,608	136,749	214,357
Putnam	13	101	114	5,949	11,332	17,281
Santa Rosa	291	76	367	20,054	34,234	54,288
Sarasota	515	1,745	2,260	81,404	143,781	225,185
Seminole	325	692	1,017	63,243	98,603	161,846
St. Johns	101	564	665	34,200	84,481	118,681
St. Lucie	345	475	820	43,359	67,621	110,980
Sumter	28	367	395	14,782	65,993	80,775
Suwannee	6	16	22	2,510	6,851	9,361
Taylor	8	6	14	1,780	3,310	5,090
Union	0	2	2	633	1,617	2,250
Unknown	57	34	91	3,433	4,209	7,642
Volusia	856	482	1,338	69,342	127,673	197,015
Wakulla	7	39	46	3,063	6,438	9,501
Walton	16	25	41	7,525	14,194	21,719
Washington	6	4	10	1,777	3,442	5,219
Total	30,582	49,868	80,450	2,943,621	5,199,978	8,143,599