

# COVID-19: vaccine summary

Vaccination data through Apr 18, 2021 as of Apr 19, 2021 at 12:05 AM

Data in this report are provisional and subject to change.

Data in this summary pertain to COVID-19 vaccines approved by the U.S. Food and Drug Administration and have been issued an Emergency Use Authorization (Janssen COVID-19 Vaccine, Moderna COVID-19 Vaccine and Pfizer-BioNTech COVID-19 Vaccine). These data summarize the number of people who have received either their first dose or have completed the series for a COVID-19 vaccine. **A person can only be counted in one category, first dose or series complete.** For persons receiving Moderna or Pfizer vaccines, once they receive their second dose, they are moved from the first dose column to the series completed column. **Because of this, the total first dose category may show a change from report to report not matching the total receiving their first dose from the previous day.** Persons receiving Johnson & Johnson vaccines will always be counted in the series completed column.

## COVID-19 doses for vaccinated persons in Florida

**Doses** 12,655,690

People receiving one dose of a 1-dose series (Johnson & Johnson) or receiving only one dose of a 2-dose series (Moderna, Pfizer) count once. Persons receiving both doses of a 2-dose series count twice.

## Current status of persons vaccinated for COVID-19 in Florida

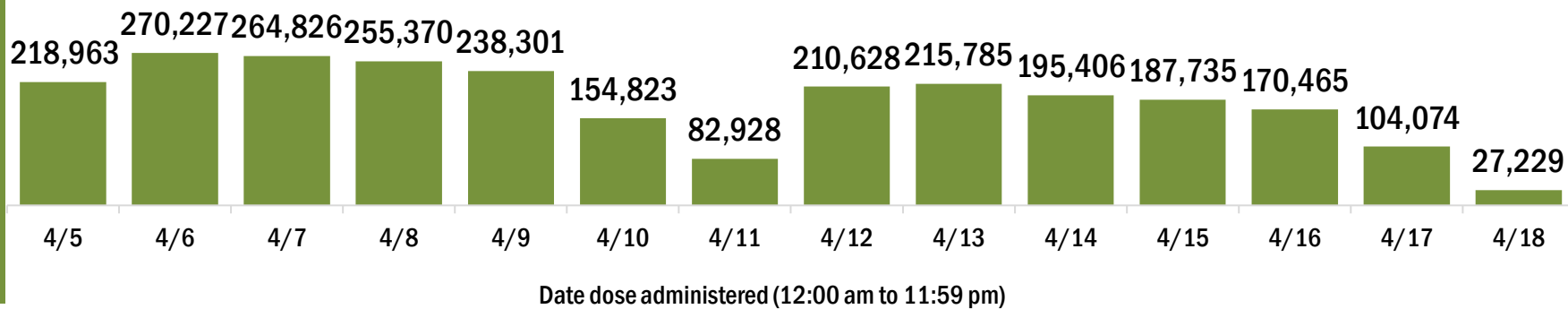
<b>Total people vaccinated</b>	<b>8,069,752</b>
First dose	2,956,696
Series completed	5,113,056
Completed 1-dose series	527,118
Completed 2-dose series	4,585,938

**First dose:** current number of people who have only received their first dose of the Moderna or Pfizer vaccine.

**Series complete:** current number of people who have received both Moderna or Pfizer vaccine doses or one Johnson & Johnson dose and are considered fully immunized.

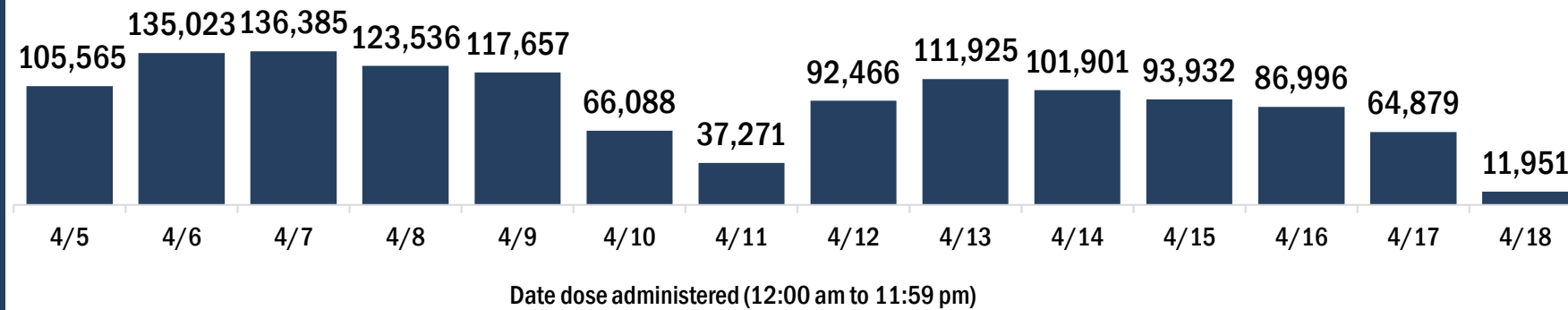
Demographic summary	First dose	Series complete	Total people vaccinated
<b>Age group</b>	<b>2,956,696</b>	<b>5,113,056</b>	<b>8,069,752</b>
16-24 years	264,769	119,687	384,456
25-34 years	332,318	266,606	598,924
35-44 years	437,409	360,357	797,766
45-54 years	554,633	529,869	1,084,502
55-64 years	656,431	952,841	1,609,272
65-74 years	395,341	1,630,613	2,025,954
75-84 years	226,324	941,073	1,167,397
85+ years	89,471	312,010	401,481
<b>Race</b>	<b>2,956,696</b>	<b>5,113,056</b>	<b>8,069,752</b>
American Indian/Alaskan	11,544	17,444	28,988
Black	203,556	336,887	540,443
Other	329,012	514,652	843,664
Unknown	519,620	702,759	1,222,379
White	1,892,964	3,541,314	5,434,278
<b>Other race</b> includes Asian, native Hawaiian/Pacific Islander, or other.			
<b>Ethnicity</b>	<b>2,956,696</b>	<b>5,113,056</b>	<b>8,069,752</b>
Hispanic	535,352	674,286	1,209,638
Non-Hispanic	1,391,649	2,778,516	4,170,165
Unknown	1,029,695	1,660,254	2,689,949
<b>Gender</b>	<b>2,956,696</b>	<b>5,113,056</b>	<b>8,069,752</b>
Female	1,566,765	2,915,645	4,482,410
Male	1,375,919	2,190,470	3,566,389
Unknown	14,012	6,941	20,953

## COVID-19 doses administered for the past 2 weeks

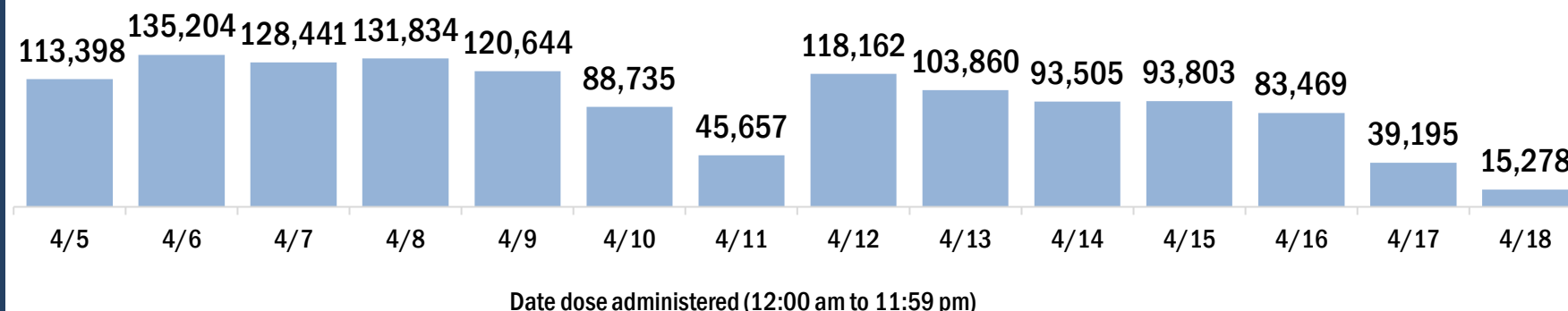


## Persons vaccinated for COVID-19 for the past 2 weeks

### Number of persons who received their first dose of a two-dose series of the COVID-19 vaccine



### Number of persons who completed the COVID-19 vaccine series



# COVID-19: vaccine summary

Vaccination data through Apr 18, 2021 as of Apr 19, 2021 at 12:05 AM

Data in this report are provisional and subject to change.

This table summarizes the number of people who have received either their first dose or have completed the series for a COVID-19 vaccine. A person can only be counted in one category, first dose or series complete. Persons receiving Johnson & Johnson vaccines will always be counted in the series completed column (see previous page for additional information).

County of residence	Yesterday (Apr 18)			Cumulative		
	First dose	Series complete	Total people vaccinated	First dose	Series complete	Total people vaccinated
Alachua	32	100	132	30,621	69,074	99,695
Baker	1	3	4	1,462	3,363	4,825
Bay	20	37	57	13,352	34,701	48,053
Bradford	2	3	5	1,862	3,694	5,556
Brevard	303	230	533	84,523	136,999	221,522
Broward	1,287	1,215	2,502	284,947	456,675	741,622
Calhoun	0	0	0	523	2,122	2,645
Charlotte	9	12	21	35,607	62,419	98,026
Citrus	62	25	87	18,556	38,462	57,018
Clay	54	65	119	18,939	40,049	58,988
Collier	65	101	166	60,258	115,868	176,126
Columbia	1	15	16	3,539	10,851	14,390
Dade	3,986	3,815	7,801	401,026	683,360	1,084,386
Desoto	10	0	10	4,127	5,987	10,114
Dixie	0	0	0	1,521	2,135	3,656
Duval	466	1,527	1,993	102,171	203,819	305,990
Escambia	45	17	62	30,026	60,592	90,618
Flagler	21	24	45	15,766	32,663	48,429
Franklin	5	0	5	736	2,848	3,584
Gadsden	4	17	21	4,449	11,142	15,591
Gilchrist	0	3	3	1,043	2,598	3,641
Glades	23	7	30	982	1,916	2,898
Gulf	0	4	4	831	3,150	3,981
Hamilton	0	4	4	784	2,094	2,878
Hardee	58	4	62	1,909	3,367	5,276
Hendry	31	19	50	4,061	6,353	10,414
Hernando	98	34	132	21,531	41,897	63,428
Highlands	4	10	14	15,242	24,201	39,443
Hillsborough	1,264	2,575	3,839	206,692	287,736	494,428
Holmes	0	0	0	1,272	2,660	3,932
Indian River	26	32	58	27,614	46,616	74,230
Jackson	14	0	14	4,467	8,282	12,749
Jefferson	4	2	6	1,153	3,277	4,430
Lafayette	0	1	1	439	1,263	1,702
Lake	46	102	148	50,331	102,889	153,220
Lee	113	178	291	112,345	188,589	300,934
Leon	124	144	268	37,650	68,148	105,798
Levy	2	11	13	3,340	6,909	10,249
Liberty	0	0	0	320	1,151	1,471
Madison	1	2	3	1,631	3,656	5,287
Manatee	67	65	132	61,663	97,550	159,213
Marion	80	63	143	38,906	84,634	123,540
Martin	13	55	68	24,431	46,093	70,524
Monroe	34	55	89	11,470	19,846	31,316
Nassau	13	45	58	8,027	24,336	32,363
Okaloosa	34	4	38	18,112	38,037	56,149
Okeechobee	9	6	15	4,082	6,582	10,664
Orange	773	1,497	2,270	190,796	290,860	481,656
Osceola	372	375	747	49,052	69,964	119,016
Out-Of-State	212	324	536	88,119	102,061	190,180
Palm Beach	652	507	1,159	216,590	376,327	592,917
Pasco	162	232	394	73,218	113,884	187,102
Pinellas	296	467	763	129,983	261,709	391,692
Polk	383	401	784	78,659	133,808	212,467
Putnam	16	11	27	6,186	11,002	17,188
Santa Rosa	23	16	39	19,788	34,073	53,861
Sarasota	110	54	164	82,524	141,546	224,070
Seminole	125	206	331	63,754	96,315	160,069
St. Johns	45	101	146	35,041	83,213	118,254
St. Lucie	107	230	337	43,918	66,315	110,233
Sumter	13	27	40	15,193	65,411	80,604
Suwannee	1	13	14	2,243	6,772	9,015
Taylor	0	3	3	1,778	3,265	5,043
Union	1	0	1	635	1,611	2,246
Unknown	31	23	54	3,165	4,160	7,325
Volusia	176	147	323	69,386	126,186	195,572
Wakulla	13	10	23	3,024	6,362	9,386
Walton	8	2	10	7,534	14,127	21,661
Washington	1	1	2	1,771	3,432	5,203
<b>Total</b>	<b>11,951</b>	<b>15,278</b>	<b>27,229</b>	<b>2,956,696</b>	<b>5,113,056</b>	<b>8,069,752</b>