

COVID-19: vaccine summary

Vaccination data through Apr 15, 2021 as of Apr 16, 2021 at 12:05 AM

Data in this report are provisional and subject to change.

Data in this summary pertain to COVID-19 vaccines approved by the U.S. Food and Drug Administration and have been issued an Emergency Use Authorization (Janssen COVID-19 Vaccine, Moderna COVID-19 Vaccine and Pfizer-BioNTech COVID-19 Vaccine). These data summarize the number of people who have received either their first dose or have completed the series for a COVID-19 vaccine. **A person can only be counted in one category, first dose or series complete.** For persons receiving Moderna or Pfizer vaccines, once they receive their second dose, they are moved from the first dose column to the series completed column. **Because of this, the total first dose category may show a change from report to report not matching the total receiving their first dose from the previous day.** Persons receiving Johnson & Johnson vaccines will always be counted in the series completed column.

COVID-19 doses for vaccinated persons in Florida

Doses 12,210,832

People receiving one dose of a 1-dose series (Johnson & Johnson) or receiving only one dose of a 2-dose series (Moderna, Pfizer) count once. Persons receiving both doses of a 2-dose series count twice.

Current status of persons vaccinated for COVID-19 in Florida

Total people vaccinated 7,823,859

First dose 2,912,888

Series completed 4,910,971

Completed 1-dose series 523,998

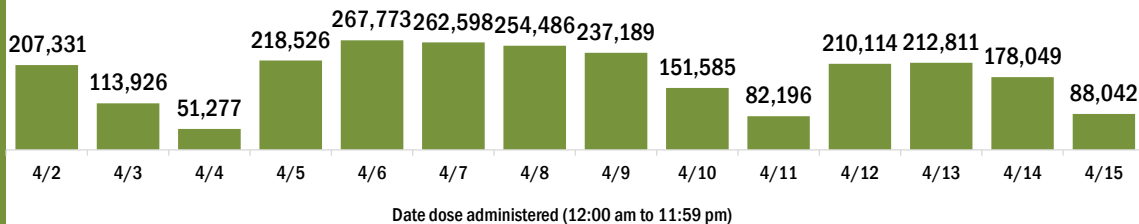
Completed 2-dose series 4,386,973

First dose: current number of people who have only received their first dose of the Moderna or Pfizer vaccine.

Series complete: current number of people who have received both Moderna or Pfizer vaccine doses or one Johnson & Johnson dose and are considered fully immunized.

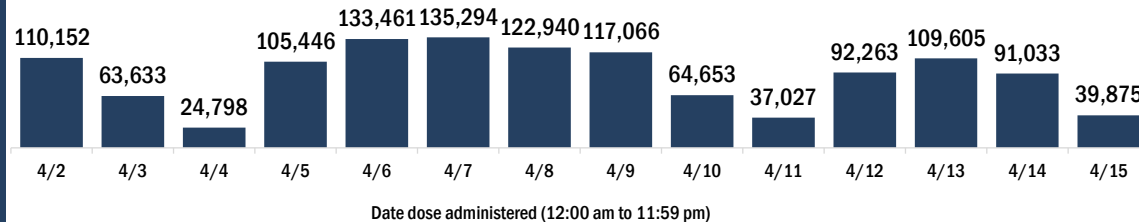
Demographic summary	First dose	Series complete	Total people vaccinated
Age group	2,912,888	4,910,971	7,823,859
16-24 years	232,935	112,403	345,338
25-34 years	298,622	255,197	553,819
35-44 years	407,152	344,300	751,452
45-54 years	550,172	489,643	1,039,815
55-64 years	697,951	868,098	1,566,049
65-74 years	403,303	1,605,151	2,008,454
75-84 years	231,936	928,007	1,159,943
85+ years	90,817	308,172	398,989
Race	2,912,888	4,910,971	7,823,859
American Indian/Alaskan	11,251	16,763	28,014
Black	197,241	323,219	520,460
Other	318,910	494,500	813,410
Unknown	509,416	671,636	1,181,052
White	1,876,070	3,404,853	5,280,923
Other race includes Asian, native Hawaiian/Pacific Islander, or other.			
Ethnicity	2,912,888	4,910,971	7,823,859
Hispanic	507,896	639,556	1,147,452
Non-Hispanic	1,393,795	2,672,326	4,066,121
Unknown	1,011,197	1,599,089	2,610,286
Gender	2,912,888	4,910,971	7,823,859
Female	1,553,521	2,804,456	4,357,977
Male	1,345,356	2,099,864	3,445,220
Unknown	14,011	6,651	20,662

COVID-19 doses administered for the past 2 weeks

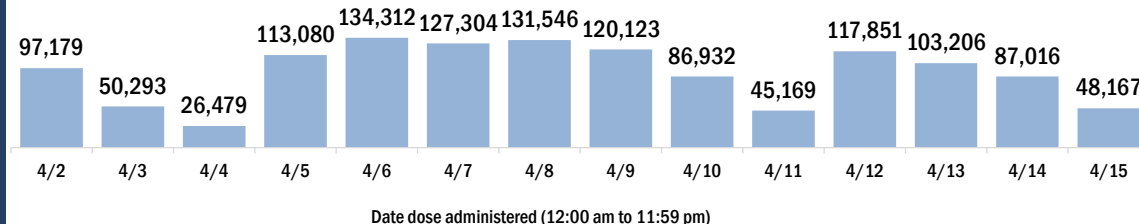


Persons vaccinated for COVID-19 for the past 2 weeks

Number of persons who received their first dose of a two-dose series of the COVID-19 vaccine



Number of persons who completed the COVID-19 vaccine series



COVID-19: vaccine summary

Vaccination data through Apr 15, 2021 as of Apr 16, 2021 at 12:05 AM

Data in this report are provisional and subject to change.

This table summarizes the number of people who have received either their first dose or have completed the series for a COVID-19 vaccine. A person can only be counted in one category, first dose or series complete. Persons receiving Johnson & Johnson vaccines will always be counted in the series completed column (see previous page for additional information).

County of residence	Yesterday (Apr 15)			Cumulative		
	First dose	Series complete	Total people vaccinated	First dose	Series complete	Total people vaccinated
Alachua	155	210	365	32,282	65,796	98,078
Baker	14	8	22	1,449	3,310	4,759
Bay	234	205	439	12,729	33,799	46,528
Bradford	36	12	48	1,865	3,517	5,382
Brevard	894	694	1,588	84,152	130,115	214,267
Broward	3,377	4,127	7,504	277,495	436,355	713,850
Calhoun	25	87	112	523	2,114	2,637
Charlotte	198	477	675	35,962	60,586	96,548
Citrus	198	236	434	19,037	37,152	56,189
Clay	232	442	674	18,909	38,762	57,671
Collier	370	577	947	59,689	111,229	170,918
Columbia	48	39	87	3,640	10,611	14,251
Dade	7,570	6,906	14,476	384,332	656,672	1,041,004
Desoto	71	187	258	4,050	5,665	9,715
Dixie	2	13	15	1,070	2,026	3,096
Duval	1,416	2,147	3,563	105,372	194,392	299,764
Escambia	284	572	856	29,232	59,389	88,621
Flagler	214	115	329	15,734	31,623	47,357
Franklin	8	16	24	743	2,804	3,547
Gadsden	55	53	108	4,592	10,819	15,411
Gilchrist	4	11	15	1,098	2,508	3,606
Glades	8	20	28	532	1,899	2,431
Gulf	11	14	25	849	3,075	3,924
Hamilton	6	16	22	673	2,045	2,718
Hardee	35	10	45	1,788	3,240	5,028
Hendry	83	207	290	3,714	6,175	9,889
Hernando	264	914	1,178	21,416	40,300	61,716
Highlands	93	130	223	15,727	23,010	38,737
Hillsborough	3,715	3,082	6,797	205,102	272,857	477,959
Holmes	15	14	29	887	2,633	3,520
Indian River	107	697	804	27,313	45,594	72,907
Jackson	19	115	134	3,913	8,139	12,052
Jefferson	5	10	15	1,124	3,239	4,363
Lafayette	0	1	1	446	1,256	1,702
Lake	303	500	803	51,483	98,725	150,208
Lee	808	2,479	3,287	116,193	177,256	293,449
Leon	613	331	944	37,764	65,395	103,159
Levy	20	24	44	3,409	6,676	10,085
Liberty	3	5	8	312	1,150	1,462
Madison	52	150	202	1,619	3,640	5,259
Manatee	1,184	759	1,943	61,932	94,445	156,377
Marion	233	1,540	1,773	38,972	81,654	120,626
Martin	189	124	313	23,565	44,561	68,126
Monroe	70	93	163	11,650	18,766	30,416
Nassau	53	186	239	8,192	23,375	31,567
Okaloosa	129	821	950	16,887	37,311	54,198
Okeechobee	57	282	339	4,064	6,456	10,520
Orange	4,202	3,271	7,473	183,882	278,438	462,320
Osceola	1,059	1,458	2,517	47,567	66,262	113,829
Out-Of-State	677	758	1,435	87,446	96,779	184,225
Palm Beach	3,015	4,164	7,179	205,842	366,340	572,182
Pasco	799	1,090	1,889	71,528	109,626	181,154
Pinellas	2,093	3,660	5,753	132,504	249,678	382,182
Polk	1,412	1,120	2,532	77,259	128,962	206,221
Putnam	22	70	92	6,378	10,566	16,944
Santa Rosa	224	268	492	19,383	33,413	52,796
Sarasota	545	421	966	83,520	136,611	220,131
Seminole	491	493	984	62,235	92,862	155,097
St. Johns	413	494	907	36,037	80,637	116,674
St. Lucie	385	379	764	41,395	64,414	105,809
Sumter	43	131	174	16,038	64,115	80,153
Suwannee	57	81	138	2,319	6,617	8,936
Taylor	8	6	14	1,805	3,212	5,017
Union	9	3	12	741	1,487	2,228
Unknown	53	35	88	3,069	3,997	7,066
Volusia	731	528	1,259	68,411	121,461	189,872
Wakulla	106	31	137	3,004	6,224	9,228
Walton	30	33	63	7,294	13,748	21,042
Washington	20	16	36	1,750	3,406	5,156
Total	39,874	48,168	88,042	2,912,888	4,910,971	7,823,859