

# COVID-19: vaccine summary

Vaccination data through Apr 10, 2021 as of Apr 11, 2021 at 12:05 AM

Data in this report are provisional and subject to change.

Data in this summary pertain to COVID-19 vaccines approved by the U.S. Food and Drug Administration and have been issued an Emergency Use Authorization (Janssen COVID-19 Vaccine, Moderna COVID-19 Vaccine and Pfizer-BioNTech COVID-19 Vaccine). These data summarize the number of people who have received either their first dose or have completed the series for a COVID-19 vaccine. **A person can only be counted in one category, first dose or series complete.** For persons receiving Moderna or Pfizer vaccines, once they receive their second dose, they are moved from the first dose column to the series completed column. **Because of this, the total first dose category may show a change from report to report not matching the total receiving their first dose from the previous day.** Persons receiving Johnson & Johnson vaccines will always be counted in the series completed column.

## COVID-19 doses for vaccinated persons in Florida

**Doses** 11,161,697

People receiving one dose of a 1-dose series (Johnson & Johnson) or receiving only one dose of a 2-dose series (Moderna, Pfizer) count once. Persons receiving both doses of a 2-dose series count twice.

## Current status of persons vaccinated for COVID-19 in Florida

**Total people vaccinated** 7,213,793

First dose 2,813,627

Series completed 4,400,166

Completed 1-dose series 452,262

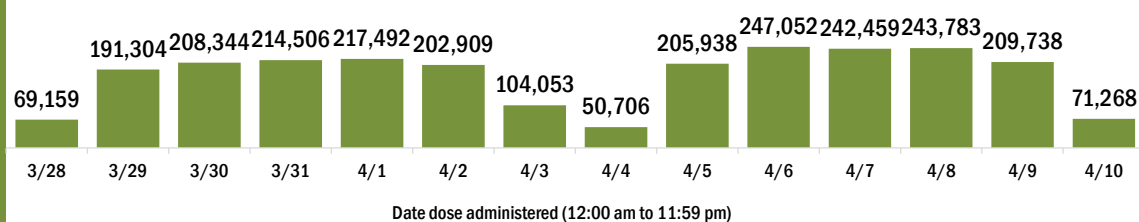
Completed 2-dose series 3,947,904

**First dose:** current number of people who have only received their first dose of the Moderna or Pfizer vaccine.

**Series complete:** current number of people who have received both Moderna or Pfizer vaccine doses or one Johnson & Johnson dose and are considered fully immunized.

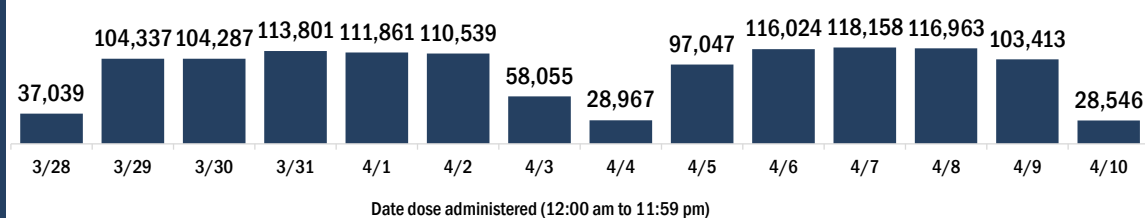
Demographic summary	First dose	Series complete	Total people vaccinated
<b>Age group</b>	2,813,627	4,400,166	7,213,793
16-24 years	163,393	89,891	253,284
25-34 years	230,979	216,073	447,052
35-44 years	346,042	292,390	638,432
45-54 years	528,746	399,080	927,826
55-64 years	772,306	679,385	1,451,691
65-74 years	428,265	1,535,443	1,963,708
75-84 years	248,268	891,073	1,139,341
85+ years	95,628	296,831	392,459
<b>Race</b>	2,813,627	4,400,166	7,213,793
American Indian/Alaskan	10,142	15,116	25,258
Black	182,929	288,833	471,762
Other	288,913	447,124	736,037
Unknown	511,354	591,828	1,103,182
White	1,820,289	3,057,265	4,877,554
<b>Other race</b> includes Asian, native Hawaiian/Pacific Islander, or other.			
<b>Ethnicity</b>	2,813,627	4,400,166	7,213,793
Hispanic	440,956	557,962	998,918
Non-Hispanic	1,360,577	2,404,316	3,764,893
Unknown	1,012,094	1,437,888	2,449,982
<b>Gender</b>	2,813,627	4,400,166	7,213,793
Female	1,520,737	2,523,702	4,044,439
Male	1,278,604	1,871,056	3,149,660
Unknown	14,286	5,408	19,694

## COVID-19 doses administered for the past 2 weeks

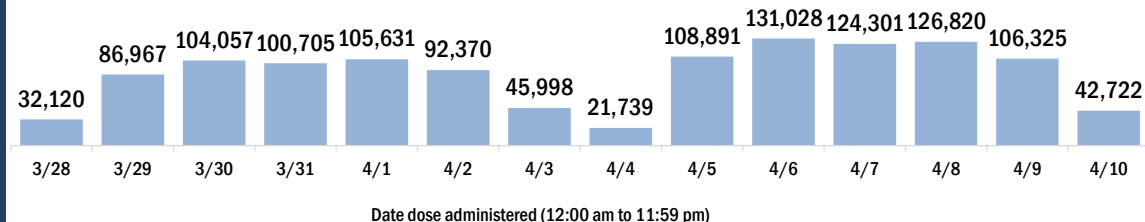


## Persons vaccinated for COVID-19 for the past 2 weeks

### Number of persons who received their first dose of a two-dose series of the COVID-19 vaccine



### Number of persons who completed the COVID-19 vaccine series



# COVID-19: vaccine summary

Vaccination data through Apr 10, 2021 as of Apr 11, 2021 at 12:05 AM

Data in this report are provisional and subject to change.

This table summarizes the number of people who have received either their first dose or have completed the series for a COVID-19 vaccine. A person can only be counted in one category, first dose or series complete. Persons receiving Johnson & Johnson vaccines will always be counted in the series completed column (see previous page for additional information).

County of residence	Yesterday (Apr 10)			Cumulative		
	First dose	Series complete	Total people vaccinated	First dose	Series complete	Total people vaccinated
Alachua	182	534	716	32,222	61,343	93,565
Baker	9	16	25	1,566	3,033	4,599
Bay	394	75	469	12,057	31,484	43,541
Bradford	40	18	58	1,373	3,331	4,704
Brevard	461	773	1,234	81,881	114,662	196,543
Broward	1,886	2,536	4,422	262,169	386,552	648,721
Calhoun	0	0	0	588	1,998	2,586
Charlotte	31	80	111	39,591	51,729	91,320
Citrus	31	75	106	19,345	33,614	52,959
Clay	199	186	385	18,767	35,507	54,274
Collier	225	648	873	55,598	102,562	158,160
Columbia	17	53	70	3,525	10,088	13,613
Dade	6,638	10,579	17,217	365,274	577,652	942,926
Desoto	6	20	26	3,782	5,164	8,946
Dixie	1	4	5	1,068	1,924	2,992
Duval	1,875	2,072	3,947	108,201	174,801	283,002
Escambia	497	55	552	29,890	53,580	83,470
Flagler	407	67	474	15,961	28,902	44,863
Franklin	1	4	5	876	2,615	3,491
Gadsden	52	52	104	4,213	10,097	14,310
Gilchrist	3	13	16	943	2,375	3,318
Glades	1	11	12	556	1,775	2,331
Gulf	8	8	16	926	2,869	3,795
Hamilton	7	5	12	678	1,842	2,520
Hardee	8	6	14	1,801	2,970	4,771
Hendry	23	206	229	3,633	5,474	9,107
Hernando	120	244	364	21,121	36,417	57,538
Highlands	20	16	36	16,036	21,243	37,279
Hillsborough	1,789	3,926	5,715	201,297	240,162	441,459
Holmes	2	4	6	892	2,487	3,379
Indian River	291	195	486	27,727	41,790	69,517
Jackson	8	4	12	3,756	7,807	11,563
Jefferson	3	18	21	1,206	2,987	4,193
Lafayette	0	1	1	431	1,212	1,643
Lake	237	404	641	51,652	88,566	140,218
Lee	270	741	1,011	111,982	161,889	273,871
Leon	846	977	1,823	36,900	58,183	95,083
Levy	4	43	47	3,035	6,199	9,234
Liberty	2	2	4	332	1,075	1,407
Madison	2	9	11	1,168	3,359	4,527
Manatee	155	153	308	57,495	85,100	142,595
Marion	255	204	459	36,560	74,996	111,556
Martin	149	408	557	21,238	41,919	63,157
Monroe	120	367	487	11,763	16,433	28,196
Nassau	25	452	477	8,328	21,871	30,199
Okaloosa	137	54	191	15,689	34,364	50,053
Okeechobee	11	23	34	3,256	5,896	9,152
Orange	2,839	4,995	7,834	175,851	243,549	419,400
Osceola	739	1,186	1,925	44,189	57,233	101,422
Out-Of-State	584	583	1,167	82,662	83,373	166,035
Palm Beach	3,081	3,733	6,814	190,078	336,102	526,180
Pasco	328	839	1,167	68,386	97,316	165,702
Pinellas	857	1,693	2,550	133,789	221,511	355,300
Polk	640	1,342	1,982	76,026	113,081	189,107
Putnam	21	48	69	6,341	9,779	16,120
Santa Rosa	365	79	444	19,530	30,194	49,724
Sarasota	172	207	379	87,146	119,991	207,137
Seminole	335	577	912	57,652	83,966	141,618
St. Johns	175	221	396	36,980	73,516	110,496
St. Lucie	410	210	620	37,192	59,815	97,007
Sumter	49	119	168	17,882	60,315	78,197
Suwannee	23	16	39	2,431	6,154	8,585
Taylor	19	3	22	1,829	2,981	4,810
Union	14	3	17	709	1,447	2,156
Unknown	16	97	113	2,851	3,631	6,482
Volusia	293	354	647	62,633	112,282	174,915
Wakulla	11	51	62	2,785	5,860	8,645
Walton	114	22	136	6,939	13,089	20,028
Washington	12	4	16	1,398	3,083	4,481
<b>Total</b>	<b>28,545</b>	<b>42,723</b>	<b>71,268</b>	<b>2,813,627</b>	<b>4,400,166</b>	<b>7,213,793</b>