

# COVID-19: vaccine summary

Vaccination data through Apr 2, 2021 as of Apr 3, 2021 at 12:05 AM

Data in this report are provisional and subject to change.

Data in this summary pertain to COVID-19 vaccines approved by the U.S. Food and Drug Administration and have been issued an Emergency Use Authorization (Janssen COVID-19 Vaccine, Moderna COVID-19 Vaccine and Pfizer-BioNTech COVID-19 Vaccine). These data summarize the number of people who have received either their first dose or have completed the series for a COVID-19 vaccine. **A person can only be counted in one category, first dose or series complete.** For persons receiving Moderna or Pfizer vaccines, once they receive their second dose, they are moved from the first dose column to the series completed column. **Because of this, the total first dose category may show a change from report to report not matching the total receiving their first dose from the previous day.** Persons receiving Johnson & Johnson vaccines will always be counted in the series completed column.

## COVID-19 doses for vaccinated persons in Florida

**Doses** 9,546,777

People receiving one dose of a 1-dose series (Johnson & Johnson) or receiving only one dose of a 2-dose series (Moderna, Pfizer) count once. Persons receiving both doses of a 2-dose series count twice.

## Current status of persons vaccinated for COVID-19 in Florida

**Total people vaccinated** 6,208,000

First dose 2,610,928

Series completed 3,597,072

Completed 1-dose series 258,295

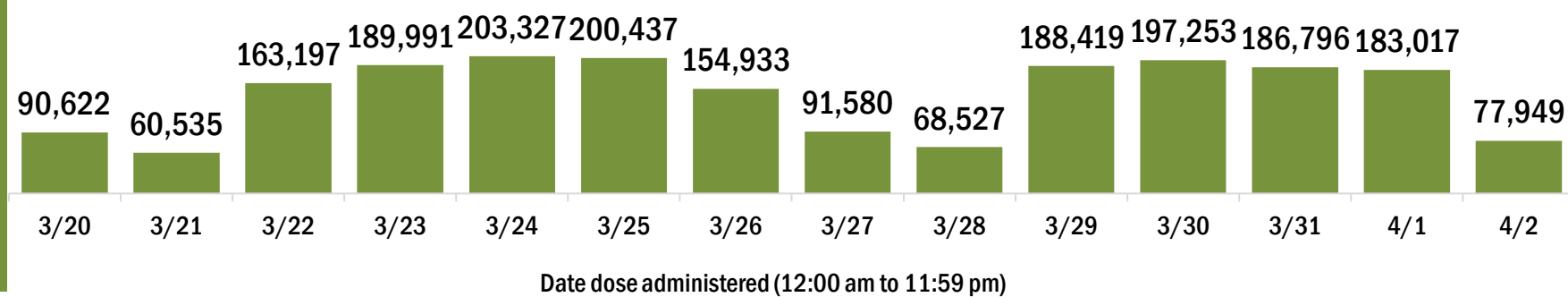
Completed 2-dose series 3,338,777

**First dose:** current number of people who have only received their first dose of the Moderna or Pfizer vaccine.

**Series complete:** current number of people who have received both Moderna or Pfizer vaccine doses or one Johnson & Johnson dose and are considered fully immunized.

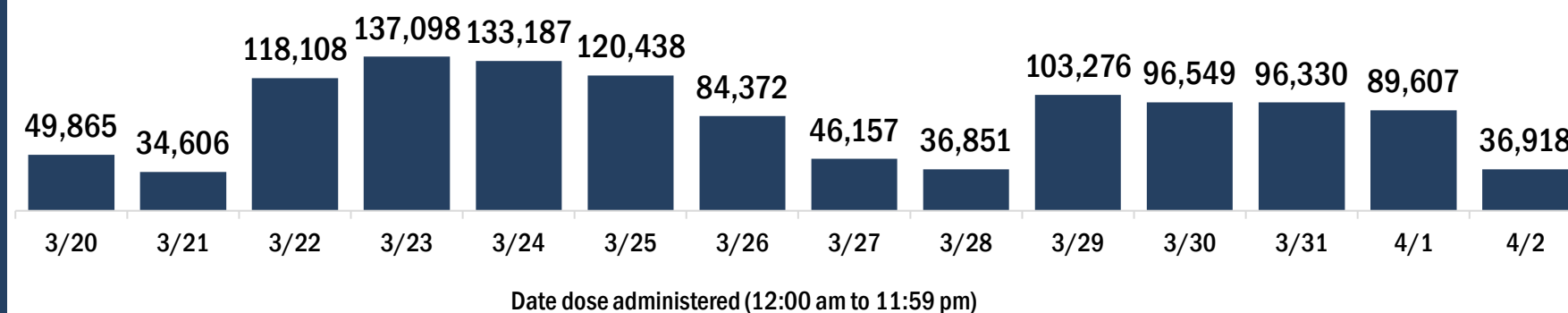
Demographic summary	First dose	Series complete	Total people vaccinated
<b>Age group</b>	2,610,928	3,597,072	6,208,000
16-24 years	76,373	51,102	127,475
25-34 years	138,513	148,969	287,482
35-44 years	234,229	203,023	437,252
45-54 years	435,243	280,977	716,220
55-64 years	822,008	440,987	1,262,995
65-74 years	499,688	1,391,879	1,891,567
75-84 years	295,489	809,539	1,105,028
85+ years	109,385	270,596	379,981
<b>Race</b>	2,610,928	3,597,072	6,208,000
American Indian/Alaskan	9,878	12,707	22,585
Black	168,806	232,917	401,723
Other	243,683	379,418	623,101
Unknown	482,436	470,014	952,450
White	1,706,125	2,502,016	4,208,141
<b>Other race</b> includes Asian, native Hawaiian/Pacific Islander, or other.			
<b>Ethnicity</b>	2,610,928	3,597,072	6,208,000
Hispanic	363,259	450,956	814,215
Non-Hispanic	1,279,558	1,977,140	3,256,698
Unknown	968,111	1,168,976	2,137,087
<b>Gender</b>	2,610,928	3,597,072	6,208,000
Female	1,448,566	2,079,284	3,527,850
Male	1,149,375	1,513,780	2,663,155
Unknown	12,987	4,008	16,995

## COVID-19 doses administered for the past 2 weeks

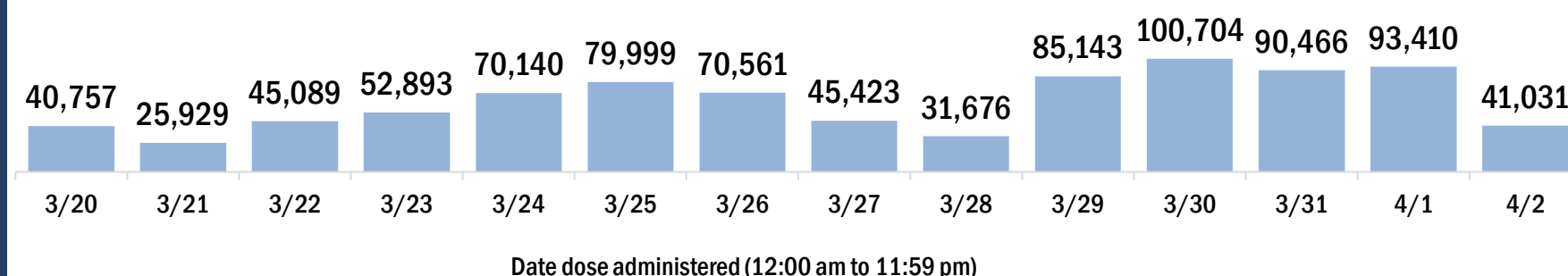


## Persons vaccinated for COVID-19 for the past 2 weeks

### Number of persons who received their first dose of a two-dose series of the COVID-19 vaccine



### Number of persons who completed the COVID-19 vaccine series



# COVID-19: vaccine summary

Vaccination data through Apr 2, 2021 as of Apr 3, 2021 at 12:05 AM

Data in this report are provisional and subject to change.

This table summarizes the number of people who have received either their first dose or have completed the series for a COVID-19 vaccine. A person can only be counted in one category, first dose or series complete. Persons receiving Johnson & Johnson vaccines will always be counted in the series completed column (see previous page for additional information).

County of residence	Yesterday (Apr 2)			Cumulative		
	First dose	Series complete	Total people vaccinated	First dose	Series complete	Total people vaccinated
Alachua	208	401	609	30,278	54,603	84,881
Baker	20	36	56	1,416	2,785	4,201
Bay	100	245	345	13,631	26,080	39,711
Bradford	13	107	120	1,174	3,095	4,269
Brevard	763	582	1,345	73,820	96,167	169,987
Broward	2,114	3,568	5,682	236,611	312,895	549,506
Calhoun	11	4	15	565	1,904	2,469
Charlotte	223	430	653	41,753	42,832	84,585
Citrus	139	516	655	19,659	29,582	49,241
Clay	398	254	652	16,905	30,572	47,477
Collier	247	303	550	52,920	85,065	137,985
Columbia	50	19	69	3,720	8,372	12,092
Dade	4,729	6,849	11,578	332,066	447,921	779,987
Desoto	24	19	43	3,872	3,919	7,791
Dixie	1	33	34	1,015	1,696	2,711
Duval	1,978	1,759	3,737	99,112	144,095	243,207
Escambia	380	267	647	29,556	45,679	75,235
Flagler	220	210	430	15,492	25,116	40,608
Franklin	14	5	19	937	2,386	3,323
Gadsden	131	150	281	4,211	8,139	12,350
Gilchrist	1	6	7	868	2,118	2,986
Glades	5	17	22	541	1,450	1,991
Gulf	15	14	29	989	2,603	3,592
Hamilton	4	3	7	708	1,578	2,286
Hardee	252	12	264	1,707	2,485	4,192
Hendry	143	218	361	3,828	3,721	7,549
Hernando	197	660	857	21,649	30,027	51,676
Highlands	73	23	96	18,394	16,061	34,455
Hillsborough	2,106	3,389	5,495	179,561	179,073	358,634
Holmes	6	23	29	863	2,223	3,086
Indian River	38	84	122	24,121	37,996	62,117
Jackson	7	33	40	2,889	7,161	10,050
Jefferson	33	9	42	1,175	2,706	3,881
Lafayette	0	1	1	401	1,162	1,563
Lake	482	1,249	1,731	48,665	76,723	125,388
Lee	585	762	1,347	102,748	132,390	235,138
Leon	462	471	933	32,591	49,592	82,183
Levy	11	47	58	3,124	5,047	8,171
Liberty	0	0	0	328	1,002	1,330
Madison	5	6	11	1,216	2,937	4,153
Manatee	1,272	314	1,586	65,094	66,005	131,099
Marion	290	1,276	1,566	36,944	63,833	100,777
Martin	154	159	313	19,442	36,734	56,176
Monroe	197	31	228	11,716	13,141	24,857
Nassau	47	127	174	7,929	19,276	27,205
Okaloosa	34	403	437	14,473	30,447	44,920
Okeechobee	32	10	42	3,156	5,135	8,291
Orange	4,143	4,205	8,348	148,427	180,711	329,138
Osceola	1,162	629	1,791	38,045	43,139	81,184
Out-Of-State	779	485	1,264	77,497	67,289	144,786
Palm Beach	3,507	1,352	4,859	164,179	290,490	454,669
Pasco	765	1,046	1,811	64,307	78,657	142,964
Pinellas	2,533	2,789	5,322	133,717	179,162	312,879
Polk	1,209	1,399	2,608	78,374	87,702	166,076
Putnam	52	27	79	6,494	8,358	14,852
Santa Rosa	94	115	209	17,450	25,934	43,384
Sarasota	1,906	565	2,471	90,400	99,352	189,752
Seminole	756	890	1,646	48,040	69,234	117,274
St. Johns	647	370	1,017	34,937	64,267	99,204
St. Lucie	319	344	663	27,835	55,231	83,066
Sumter	81	382	463	21,807	53,844	75,651
Suwannee	62	37	99	2,268	5,445	7,713
Taylor	5	39	44	1,579	2,708	4,287
Union	30	42	72	587	1,370	1,957
Unknown	34	58	92	3,196	2,122	5,318
Volusia	546	918	1,464	57,402	97,108	154,510
Wakulla	55	121	176	2,660	5,265	7,925
Walton	11	101	112	6,565	11,449	18,014
Washington	8	13	21	1,329	2,706	4,035
<b>Total</b>	<b>36,918</b>	<b>41,031</b>	<b>77,949</b>	<b>2,610,928</b>	<b>3,597,072</b>	<b>6,208,000</b>