

COVID-19: vaccine summary

Vaccination data through Mar 30, 2021 as of Mar 31, 2021 at 12:05 AM

Data in this report are provisional and subject to change.

Data in this summary pertain to COVID-19 vaccines approved by the U.S. Food and Drug Administration and have been issued an Emergency Use Authorization (Janssen COVID-19 Vaccine, Moderna COVID-19 Vaccine and Pfizer-BioNTech COVID-19 Vaccine). These data summarize the number of people who have received either their first dose or have completed the series for a COVID-19 vaccine. **A person can only be counted in one category, first dose or series complete.** For persons receiving Moderna or Pfizer vaccines, once they receive their second dose, they are moved from the first dose column to the series completed column. **Because of this, the total first dose category may show a change from report to report not matching the total receiving their first dose from the previous day.** Persons receiving Johnson & Johnson vaccines will always be counted in the series completed column.

COVID-19 doses for vaccinated persons in Florida

Doses 8,944,101

People receiving one dose of a 1-dose series (Johnson & Johnson) or receiving only one dose of a 2-dose series (Moderna, Pfizer) count once. Persons receiving both doses of a 2-dose series count twice.

Current status of persons vaccinated for COVID-19 in Florida

Total people vaccinated 5,871,740

First dose 2,564,417

Series completed 3,307,323

Completed 1-dose series 234,962

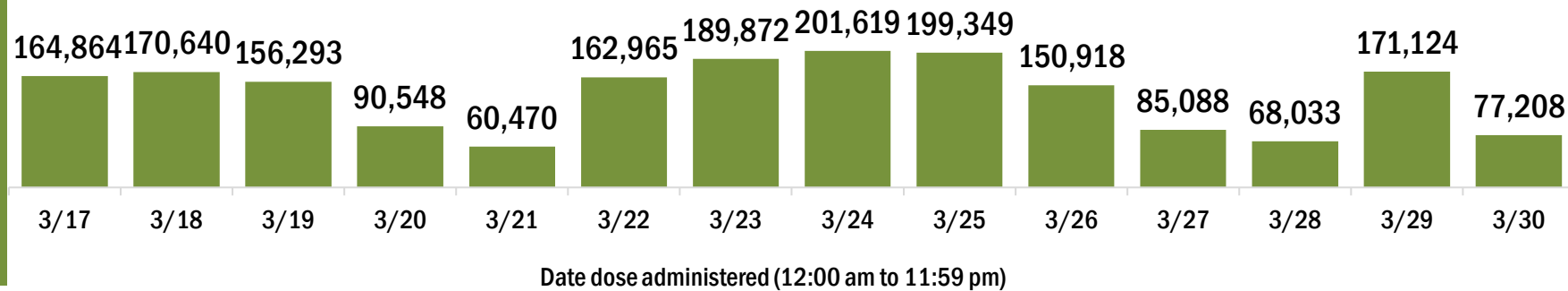
Completed 2-dose series 3,072,361

First dose: current number of people who have only received their first dose of the Moderna or Pfizer vaccine.

Series complete: current number of people who have received both Moderna or Pfizer vaccine doses or one Johnson & Johnson dose and are considered fully immunized.

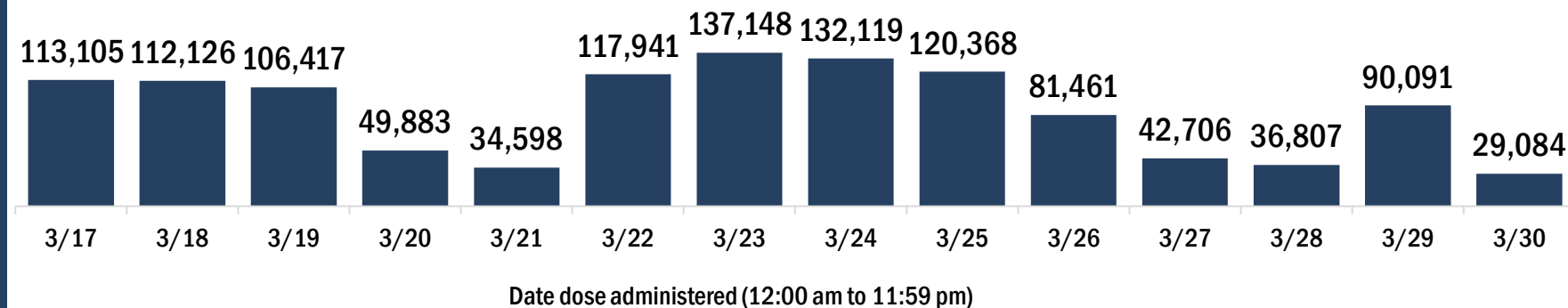
Demographic summary	First dose	Series complete	Total people vaccinated
Age group	2,564,417	3,307,323	5,871,740
16-24 years	73,585	42,939	116,524
25-34 years	137,999	131,844	269,843
35-44 years	200,709	176,273	376,982
45-54 years	374,412	241,610	616,022
55-64 years	786,158	381,353	1,167,511
65-74 years	547,185	1,312,893	1,860,078
75-84 years	326,390	763,002	1,089,392
85+ years	117,979	257,409	375,388
Race	2,564,417	3,307,323	5,871,740
American Indian/Alaskan	9,727	11,837	21,564
Black	163,594	212,516	376,110
Other	233,206	355,409	588,615
Unknown	482,462	425,257	907,719
White	1,675,428	2,302,304	3,977,732
Other race includes Asian, native Hawaiian/Pacific Islander, or other.			
Ethnicity	2,564,417	3,307,323	5,871,740
Hispanic	343,012	407,171	750,183
Non-Hispanic	1,235,923	1,829,635	3,065,558
Unknown	985,482	1,070,517	2,055,999
Gender	2,564,417	3,307,323	5,871,740
Female	1,439,002	1,911,503	3,350,505
Male	1,112,643	1,392,047	2,504,690
Unknown	12,772	3,773	16,545

COVID-19 doses administered for the past 2 weeks

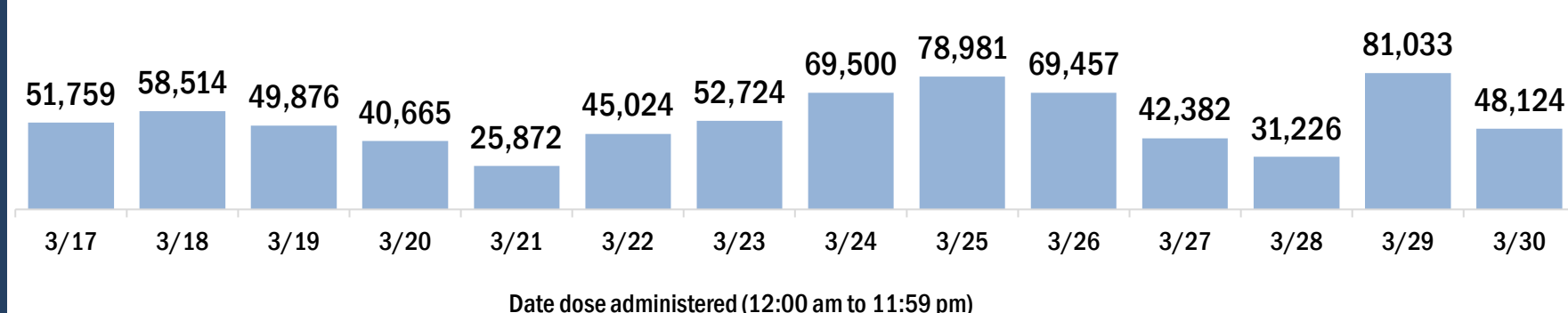


Persons vaccinated for COVID-19 for the past 2 weeks

Number of persons who received their first dose of a two-dose series of the COVID-19 vaccine



Number of persons who completed the COVID-19 vaccine series



COVID-19: vaccine summary

Vaccination data through Mar 30, 2021 as of Mar 31, 2021 at 12:05 AM

Data in this report are provisional and subject to change.

This table summarizes the number of people who have received either their first dose or have completed the series for a COVID-19 vaccine. A person can only be counted in one category, first dose or series complete. Persons receiving Johnson & Johnson vaccines will always be counted in the series completed column (see previous page for additional information).

County of residence	Yesterday (Mar 30)			Cumulative		
	First dose	Series complete	Total people vaccinated	First dose	Series complete	Total people vaccinated
Alachua	226	360	586	28,656	49,991	78,647
Baker	37	7	44	1,323	2,662	3,985
Bay	177	205	382	14,432	24,097	38,529
Bradford	53	19	72	1,225	2,863	4,088
Brevard	391	688	1,079	70,057	88,589	158,646
Broward	1,710	2,933	4,643	228,280	287,549	515,829
Calhoun	2	22	24	516	1,854	2,370
Charlotte	318	280	598	41,901	38,413	80,314
Citrus	509	131	640	19,173	27,707	46,880
Clay	521	340	861	15,995	29,158	45,153
Collier	263	167	430	53,874	78,592	132,466
Columbia	127	411	538	3,188	8,138	11,326
Dade	5,277	7,447	12,724	335,306	403,603	738,909
Desoto	97	72	169	3,806	3,542	7,348
Dixie	10	9	19	887	1,537	2,424
Duval	1,984	1,584	3,568	95,841	135,752	231,593
Escambia	405	908	1,313	29,686	43,347	73,033
Flagler	113	641	754	14,453	23,772	38,225
Franklin	26	42	68	897	2,303	3,200
Gadsden	79	33	112	4,053	7,583	11,636
Gilchrist	2	16	18	908	1,883	2,791
Glades	3	3	6	550	1,418	1,968
Gulf	36	57	93	950	2,501	3,451
Hamilton	6	16	22	644	1,510	2,154
Hardee	47	133	180	1,535	2,107	3,642
Hendry	158	41	199	3,825	3,184	7,009
Hernando	230	168	398	21,641	27,694	49,335
Highlands	91	281	372	19,745	12,819	32,564
Hillsborough	831	3,443	4,274	176,419	161,218	337,637
Holmes	4	2	6	875	2,139	3,014
Indian River	408	198	606	23,375	36,601	59,976
Jackson	91	60	151	3,091	6,564	9,655
Jefferson	9	56	65	1,167	2,583	3,750
Lafayette	2	0	2	407	1,131	1,538
Lake	434	1,182	1,616	49,215	69,903	119,118
Lee	412	819	1,231	101,554	118,229	219,783
Leon	459	291	750	30,118	47,234	77,352
Levy	30	30	60	3,190	4,648	7,838
Liberty	2	9	11	302	974	1,276
Madison	36	26	62	1,243	2,717	3,960
Manatee	286	2,108	2,394	66,368	58,583	124,951
Marion	911	671	1,582	37,904	58,892	96,796
Martin	136	114	250	19,382	34,309	53,691
Monroe	118	59	177	10,924	12,067	22,991
Nassau	169	82	251	7,386	18,611	25,997
Okaloosa	54	686	740	13,804	28,856	42,660
Okeechobee	500	26	526	3,595	4,522	8,117
Orange	2,166	3,309	5,475	144,971	160,993	305,964
Osceola	340	1,084	1,424	35,988	39,152	75,140
Out-Of-State	550	674	1,224	75,863	63,986	139,849
Palm Beach	1,555	4,270	5,825	156,867	274,893	431,760
Pasco	670	1,890	2,560	63,781	71,046	134,827
Pinellas	1,543	2,710	4,253	130,752	164,191	294,943
Polk	1,114	1,743	2,857	78,056	79,082	157,138
Putnam	41	86	127	6,328	7,778	14,106
Santa Rosa	349	763	1,112	16,803	24,501	41,304
Sarasota	1,097	2,087	3,184	87,837	92,714	180,551
Seminole	309	613	922	45,399	63,476	108,875
St. Johns	210	364	574	31,906	61,475	93,381
St. Lucie	394	266	660	28,885	50,967	79,852
Sumter	165	221	386	23,386	50,872	74,258
Suwannee	105	94	199	2,168	5,169	7,337
Taylor	12	3	15	1,631	2,544	4,175
Union	27	7	34	553	1,288	1,841
Unknown	19	38	57	3,109	1,947	5,056
Volusia	571	732	1,303	56,614	88,999	145,613
Wakulla	40	30	70	2,416	4,963	7,379
Walton	16	261	277	6,176	10,771	16,947
Washington	1	3	4	1,262	2,567	3,829
Total	29,084	48,124	77,208	2,564,417	3,307,323	5,871,740