

COVID-19: vaccine summary

Vaccination data through Mar 26, 2021 as of Mar 27, 2021 at 12:05 AM

Data in this report are provisional and subject to change.

Data in this summary pertain to COVID-19 vaccines approved by the U.S. Food and Drug Administration and have been issued an Emergency Use Authorization (Janssen COVID-19 Vaccine, Moderna COVID-19 Vaccine and Pfizer-BioNTech COVID-19 Vaccine). These data summarize the number of people who have received either their first dose or have completed the series for a COVID-19 vaccine. **A person can only be counted in one category, first dose or series complete.** For persons receiving Moderna or Pfizer vaccines, once they receive their second dose, they are moved from the first dose column to the series completed column. **Because of this, the total first dose category may show a change from report to report not matching the total receiving their first dose from the previous day.** Persons receiving Johnson & Johnson vaccines will always be counted in the series completed column.

COVID-19 doses for vaccinated persons in Florida

Doses 8,469,948

People receiving one dose of a 1-dose series (Johnson & Johnson) or receiving only one dose of a 2-dose series (Moderna, Pfizer) count once. Persons receiving both doses of a 2-dose series count twice.

Current status of persons vaccinated for COVID-19 in Florida

Total people vaccinated 5,604,283

First dose 2,528,950

Series completed 3,075,333

Completed 1-dose series 209,668

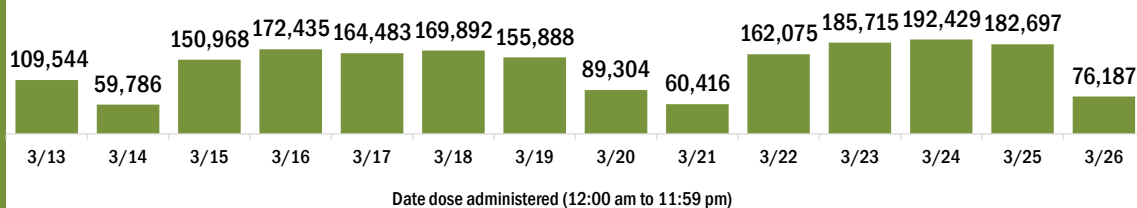
Completed 2-dose series 2,865,665

First dose: current number of people who have only received their first dose of the Moderna or Pfizer vaccine.

Series complete: current number of people who have received both Moderna or Pfizer vaccine doses or one Johnson & Johnson dose and are considered fully immunized.

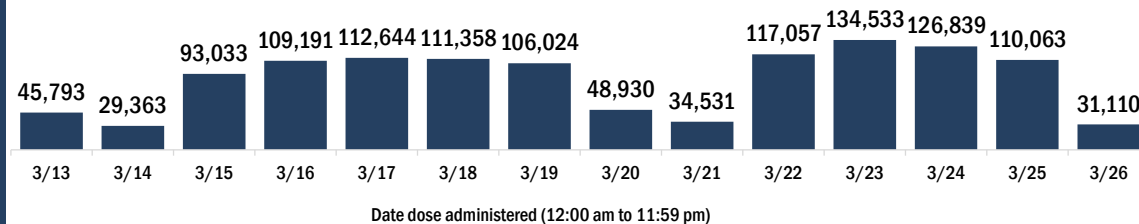
Demographic summary	First dose	Series complete	Total people vaccinated
Age group	2,528,950	3,075,333	5,604,283
16-24 years	70,144	37,089	107,233
25-34 years	137,552	116,966	254,518
35-44 years	190,625	153,983	344,608
45-54 years	328,734	208,495	537,229
55-64 years	728,918	331,644	1,060,562
65-74 years	592,966	1,252,753	1,845,719
75-84 years	354,068	727,769	1,081,837
85+ years	125,943	246,634	372,577
Race	2,528,950	3,075,333	5,604,283
American Indian/Alaskan	9,500	11,103	20,603
Black	159,737	194,355	354,092
Other	225,314	335,285	560,599
Unknown	484,598	396,909	881,507
White	1,649,801	2,137,681	3,787,482
Other race includes Asian, native Hawaiian/Pacific Islander, or other.			
Ethnicity	2,528,950	3,075,333	5,604,283
Hispanic	321,432	371,666	693,098
Non-Hispanic	1,194,295	1,696,367	2,890,662
Unknown	1,013,223	1,007,300	2,020,523
Gender	2,528,950	3,075,333	5,604,283
Female	1,433,392	1,774,517	3,207,909
Male	1,083,129	1,297,641	2,380,770
Unknown	12,429	3,175	15,604

COVID-19 doses administered for the past 2 weeks

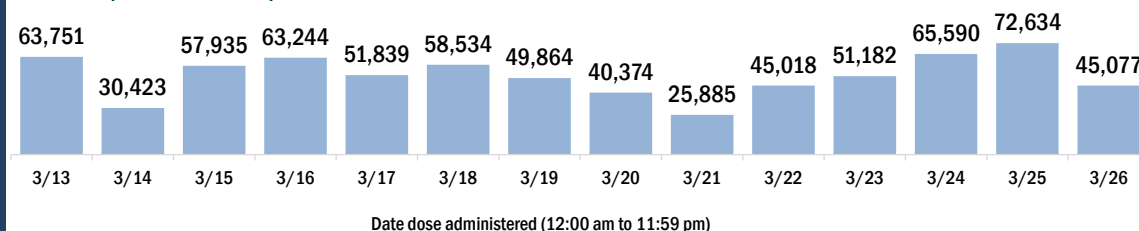


Persons vaccinated for COVID-19 for the past 2 weeks

Number of persons who received their first dose of a two-dose series of the COVID-19 vaccine



Number of persons who completed the COVID-19 vaccine series



COVID-19: vaccine summary

Vaccination data through Mar 26, 2021 as of Mar 27, 2021 at 12:05 AM

Data in this report are provisional and subject to change.

This table summarizes the number of people who have received either their first dose or have completed the series for a COVID-19 vaccine. A person can only be counted in one category, first dose or series complete. Persons receiving Johnson & Johnson vaccines will always be counted in the series completed column (see previous page for additional information).

County of residence	Yesterday (Mar 26)			Cumulative		
	First dose	Series complete	Total people vaccinated	First dose	Series complete	Total people vaccinated
Alachua	157	116	273	26,754	48,402	75,156
Baker	52	16	68	1,299	2,557	3,856
Bay	188	106	294	14,606	22,676	37,282
Bradford	9	51	60	1,100	2,789	3,889
Brevard	366	664	1,030	70,168	81,760	151,928
Broward	1,934	3,162	5,096	223,538	266,519	490,057
Calhoun	0	6	6	511	1,807	2,318
Charlotte	360	530	890	39,730	36,406	76,136
Citrus	975	90	1,065	20,498	24,816	45,314
Clay	481	509	990	15,326	27,894	43,220
Collier	101	149	250	52,663	74,695	127,358
Columbia	18	31	49	3,312	7,499	10,811
Dade	6,858	5,896	12,754	336,807	366,250	703,057
Desoto	13	21	34	3,910	3,289	7,199
Dixie	11	6	17	814	1,500	2,314
Duval	1,390	2,997	4,387	91,208	127,185	218,393
Escambia	198	821	1,019	29,059	40,665	69,724
Flagler	211	178	389	15,586	21,825	37,411
Franklin	20	3	23	871	2,211	3,082
Gadsden	150	182	332	4,085	7,163	11,248
Gilchrist	1	32	33	757	1,663	2,420
Glades	8	0	8	677	1,241	1,918
Gulf	5	1	6	921	2,423	3,344
Hamilton	2	2	4	644	1,484	2,128
Hardee	69	113	182	1,607	1,938	3,545
Hendry	26	19	45	3,410	2,996	6,406
Hernando	356	212	568	20,871	26,907	47,778
Highlands	125	70	195	20,541	11,319	31,860
Hillsborough	1,930	3,918	5,848	170,792	147,661	318,453
Holmes	9	3	12	875	2,037	2,912
Indian River	287	62	349	22,523	35,158	57,681
Jackson	3	24	27	3,042	6,410	9,452
Jefferson	16	32	48	1,123	2,454	3,577
Lafayette	25	14	39	401	1,130	1,531
Lake	488	747	1,235	50,665	65,117	115,782
Lee	386	664	1,050	94,551	114,031	208,582
Leon	702	559	1,261	29,752	43,981	73,733
Levy	13	26	39	2,916	4,360	7,276
Liberty	1	4	5	302	955	1,257
Madison	8	3	11	1,219	2,629	3,848
Manatee	864	466	1,330	68,844	52,782	121,626
Marion	225	1,904	2,129	36,834	55,350	92,184
Martin	277	100	377	18,995	33,132	52,127
Monroe	83	94	177	10,366	11,496	21,862
Nassau	119	370	489	6,986	18,053	25,039
Okaloosa	29	89	118	13,681	26,883	40,564
Okeechobee	23	4	27	3,051	4,445	7,496
Orange	1,896	5,709	7,605	142,016	143,787	285,803
Osceola	994	1,107	2,101	35,670	35,359	71,029
Out-Of-State	253	281	534	73,942	60,146	134,088
Palm Beach	1,689	2,233	3,922	152,938	262,076	415,014
Pasco	807	763	1,570	62,721	65,672	128,393
Pinellas	1,826	2,767	4,593	128,799	153,168	281,967
Polk	800	1,958	2,758	82,063	69,944	152,007
Putnam	59	63	122	6,027	7,394	13,421
Santa Rosa	232	316	548	17,094	23,035	40,129
Sarasota	459	1,778	2,237	87,017	84,171	171,188
Seminole	669	1,084	1,753	43,659	59,138	102,797
St. Johns	198	517	715	30,593	59,121	89,714
St. Lucie	465	394	859	27,976	48,316	76,292
Sumter	100	216	316	26,958	46,350	73,308
Suwannee	75	55	130	2,093	5,019	7,112
Taylor	182	13	195	1,596	2,518	4,114
Union	28	6	34	498	1,273	1,771
Unknown	42	39	81	3,350	1,795	5,145
Volusia	542	616	1,158	55,883	83,652	139,535
Wakulla	71	23	94	2,517	4,662	7,179
Walton	140	72	212	6,109	10,279	16,388
Washington	9	3	12	1,240	2,515	3,755
Total	31,108	45,079	76,187	2,528,950	3,075,333	5,604,283