

# COVID-19: vaccine summary

Vaccination data through Mar 22, 2021 as of Mar 23, 2021 at 12:05 AM

Data in this report are provisional and subject to change.

Data in this summary pertain to COVID-19 vaccines approved by the U.S. Food and Drug Administration and have been issued an Emergency Use Authorization (Janssen COVID-19 Vaccine, Moderna COVID-19 Vaccine and Pfizer-BioNTech COVID-19 Vaccine). These data summarize the number of people who have received either their first dose or have completed the series for a COVID-19 vaccine. **A person can only be counted in one category, first dose or series complete.** For persons receiving Moderna or Pfizer vaccines, once they receive their second dose, they are moved from the first dose column to the series completed column. **Because of this, the total first dose category may show a change from report to report not matching the total receiving their first dose from the previous day.** Persons receiving Johnson & Johnson vaccines will always be counted in the series completed column.

## COVID-19 doses for vaccinated persons in Florida

**Doses** 7,673,776

People receiving one dose of a 1-dose series (Johnson & Johnson) or receiving only one dose of a 2-dose series (Moderna, Pfizer) count once. Persons receiving both doses of a 2-dose series count twice.

## Current status of persons vaccinated for COVID-19 in Florida

**Total people vaccinated** 5,057,939

First dose 2,266,723

Series completed 2,791,216

Completed 1-dose series 175,379

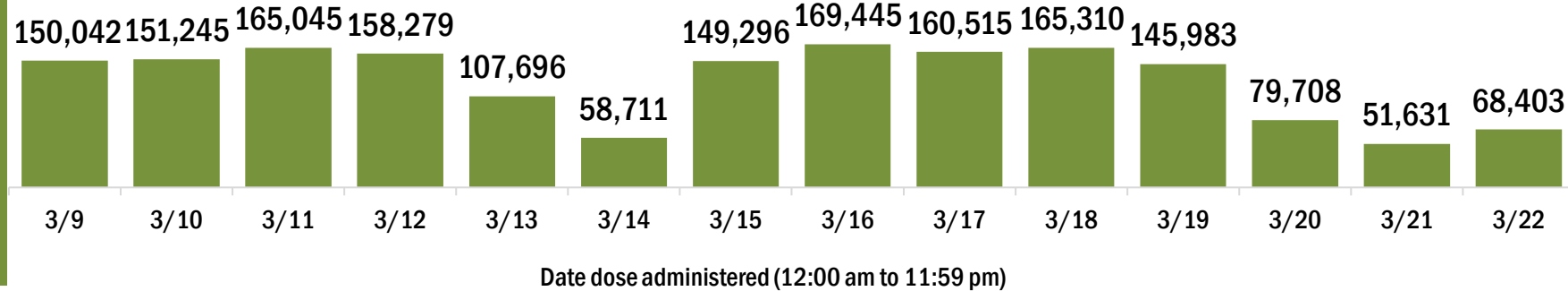
Completed 2-dose series 2,615,837

**First dose:** current number of people who have only received their first dose of the Moderna or Pfizer vaccine.

**Series complete:** current number of people who have received both Moderna or Pfizer vaccine doses or one Johnson & Johnson dose and are considered fully immunized.

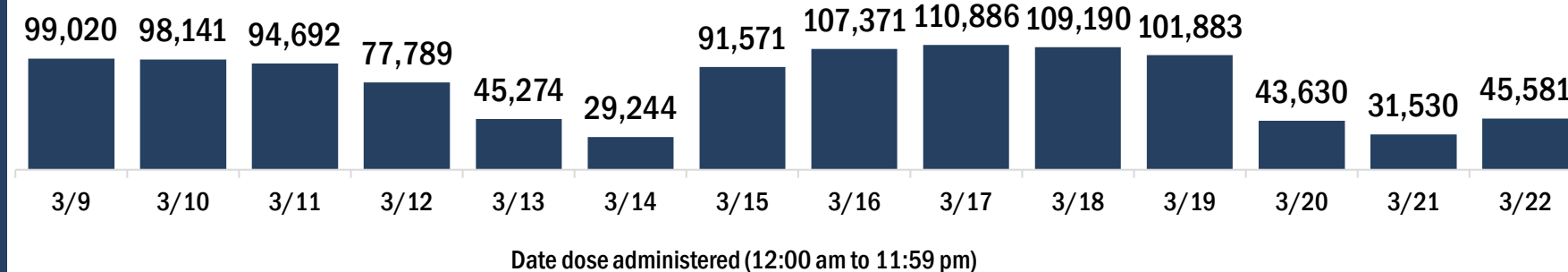
Demographic summary	First dose	Series complete	Total people vaccinated
<b>Age group</b>	2,266,723	2,791,216	5,057,939
16-24 years	57,444	33,064	90,508
25-34 years	120,999	106,073	227,072
35-44 years	169,091	137,209	306,300
45-54 years	245,344	178,370	423,714
55-64 years	553,968	278,230	832,198
65-74 years	618,154	1,156,279	1,774,433
75-84 years	371,678	671,195	1,042,873
85+ years	130,045	230,796	360,841
<b>Race</b>	2,266,723	2,791,216	5,057,939
American Indian/Alaskan	8,917	9,896	18,813
Black	148,810	170,776	319,586
Other	200,408	312,512	512,920
Unknown	399,544	380,401	779,945
White	1,509,044	1,917,631	3,426,675
<b>Other race</b> includes Asian, native Hawaiian/Pacific Islander, or other.			
<b>Ethnicity</b>	2,266,723	2,791,216	5,057,939
Hispanic	302,975	319,888	622,863
Non-Hispanic	1,089,157	1,505,921	2,595,078
Unknown	874,591	965,407	1,839,998
<b>Gender</b>	2,266,723	2,791,216	5,057,939
Female	1,298,242	1,611,436	2,909,678
Male	955,948	1,176,754	2,132,702
Unknown	12,533	3,026	15,559

## COVID-19 doses administered for the past 2 weeks

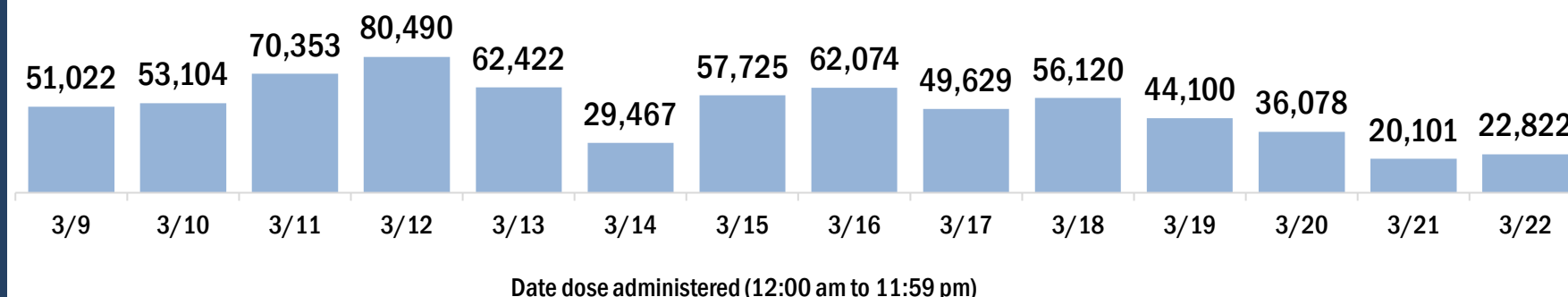


## Persons vaccinated for COVID-19 for the past 2 weeks

### Number of persons who received their first dose of a two-dose series of the COVID-19 vaccine



### Number of persons who completed the COVID-19 vaccine series



# COVID-19: vaccine summary

Vaccination data through Mar 22, 2021 as of Mar 23, 2021 at 12:05 AM

Data in this report are provisional and subject to change.

This table summarizes the number of people who have received either their first dose or have completed the series for a COVID-19 vaccine. A person can only be counted in one category, first dose or series complete. Persons receiving Johnson & Johnson vaccines will always be counted in the series completed column (see previous page for additional information).

County of residence	Yesterday (Mar 22)			Cumulative		
	First dose	Series complete	Total people vaccinated	First dose	Series complete	Total people vaccinated
Alachua	279	100	379	21,323	46,907	68,230
Baker	18	20	38	1,159	2,424	3,583
Bay	99	43	142	13,568	20,935	34,503
Bradford	5	120	125	934	2,642	3,576
Brevard	761	128	889	55,749	76,881	132,630
Broward	2,507	2,585	5,092	202,859	242,218	445,077
Calhoun	0	2	2	467	1,728	2,195
Charlotte	305	229	534	35,587	31,303	66,890
Citrus	140	567	707	17,773	22,611	40,384
Clay	573	287	860	13,228	25,973	39,201
Collier	246	413	659	45,792	70,967	116,759
Columbia	19	22	41	2,979	6,901	9,880
Dade	7,237	4,752	11,989	324,936	318,446	643,382
Desoto	17	2	19	3,435	2,847	6,282
Dixie	2	2	4	822	1,287	2,109
Duval	3,397	908	4,305	79,911	117,764	197,675
Escambia	131	91	222	27,590	34,833	62,423
Flagler	48	46	94	14,532	19,891	34,423
Franklin	51	5	56	977	1,981	2,958
Gadsden	48	49	97	3,614	6,611	10,225
Gilchrist	0	1	1	696	1,578	2,274
Glades	25	4	29	622	1,228	1,850
Gulf	38	3	41	868	2,356	3,224
Hamilton	3	0	3	619	1,352	1,971
Hardee	11	6	17	1,503	1,705	3,208
Hendry	12	3	15	2,989	2,648	5,637
Hernando	431	212	643	17,657	24,954	42,611
Highlands	166	45	211	19,673	9,991	29,664
Hillsborough	3,205	1,462	4,667	147,949	136,020	283,969
Holmes	0	17	17	795	1,959	2,754
Indian River	528	350	878	19,624	34,036	53,660
Jackson	16	53	69	2,965	5,969	8,934
Jefferson	3	13	16	984	2,290	3,274
Lafayette	1	0	1	383	1,098	1,481
Lake	1,137	276	1,413	44,141	60,368	104,509
Lee	647	209	856	86,764	103,352	190,116
Leon	401	576	977	24,580	41,686	66,266
Levy	16	1	17	2,587	4,161	6,748
Liberty	0	0	0	292	911	1,203
Madison	3	0	3	1,204	2,420	3,624
Manatee	483	167	650	59,336	47,116	106,452
Marion	1,029	193	1,222	35,612	49,214	84,826
Martin	182	77	259	16,858	31,498	48,356
Monroe	46	89	135	8,739	10,678	19,417
Nassau	206	28	234	6,455	16,882	23,337
Okaloosa	36	436	472	11,738	25,312	37,050
Okeechobee	35	14	49	2,755	3,984	6,739
Orange	5,905	1,290	7,195	127,607	123,914	251,521
Osceola	1,285	203	1,488	31,278	30,798	62,076
Out-Of-State	681	429	1,110	67,253	54,782	122,035
Palm Beach	2,469	1,186	3,655	133,219	250,042	383,261
Pasco	1,049	470	1,519	55,903	58,915	114,818
Pinellas	3,482	2,675	6,157	112,584	139,246	251,830
Polk	1,179	242	1,421	76,114	61,450	137,564
Putnam	112	19	131	5,500	6,565	12,065
Santa Rosa	379	30	409	15,455	21,378	36,833
Sarasota	1,654	270	1,924	81,962	73,455	155,417
Seminole	831	114	945	36,512	54,218	90,730
St. Johns	569	176	745	25,357	55,936	81,293
St. Lucie	414	113	527	26,940	43,262	70,202
Sumter	400	127	527	19,327	34,456	53,783
Suwannee	10	11	21	1,869	4,730	6,599
Taylor	0	2	2	1,510	2,311	3,821
Union	1	65	66	423	1,220	1,643
Unknown	36	21	57	3,161	1,631	4,792
Volusia	547	610	1,157	50,875	76,452	127,327
Wakulla	31	125	156	2,046	4,470	6,516
Walton	3	26	29	5,088	9,726	14,814
Washington	1	12	13	1,117	2,343	3,460
<b>Total</b>	<b>45,581</b>	<b>22,822</b>	<b>68,403</b>	<b>2,266,723</b>	<b>2,791,216</b>	<b>5,057,939</b>