

COVID-19: vaccine summary

Vaccination data through Mar 20, 2021 as of Mar 21, 2021 at 12:05 AM

Data in this report are provisional and subject to change.

Data in this summary pertain to COVID-19 vaccines approved by the U.S. Food and Drug Administration and have been issued an Emergency Use Authorization (Janssen COVID-19 Vaccine, Moderna COVID-19 Vaccine and Pfizer-BioNTech COVID-19 Vaccine). These data summarize the number of people who have received either their first dose or have completed the series for a COVID-19 vaccine. **A person can only be counted in one category, first dose or series complete.** For persons receiving Moderna or Pfizer vaccines, once they receive their second dose, they are moved from the first dose column to the series completed column. **Because of this, the total first dose category may show a change from report to report not matching the total receiving their first dose from the previous day.** Persons receiving Johnson & Johnson vaccines will always be counted in the series completed column.

COVID-19 doses for vaccinated persons in Florida

Doses 7,475,170

People receiving one dose of a 1-dose series (Johnson & Johnson) or receiving only one dose of a 2-dose series (Moderna, Pfizer) count once. Persons receiving both doses of a 2-dose series count twice.

Current status of persons vaccinated for COVID-19 in Florida

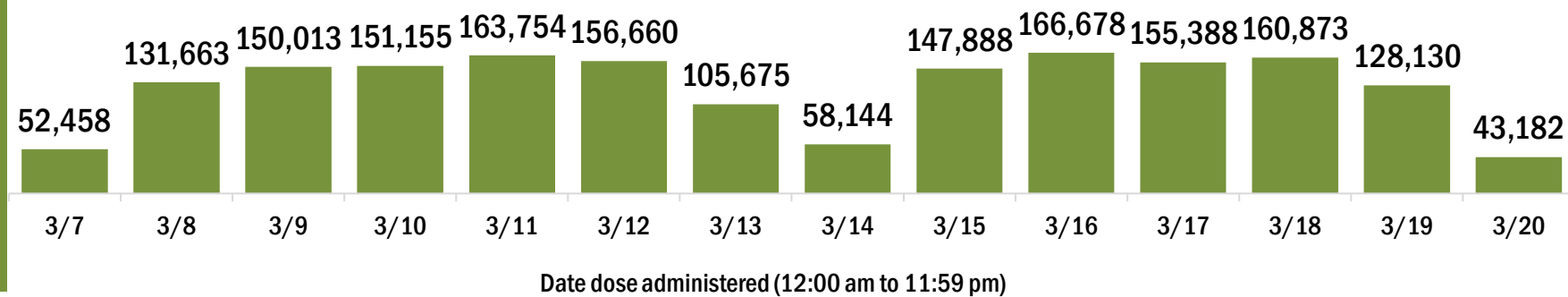
Total people vaccinated	4,911,786
First dose	2,198,538
Series completed	2,713,248
Completed 1-dose series	149,864
Completed 2-dose series	2,563,384

First dose: current number of people who have only received their first dose of the Moderna or Pfizer vaccine.

Series complete: current number of people who have received both Moderna or Pfizer vaccine doses or one Johnson & Johnson dose and are considered fully immunized.

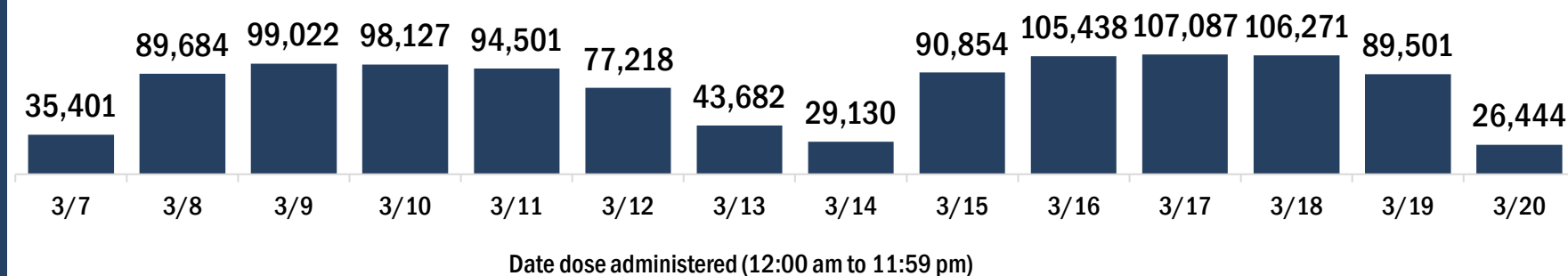
Demographic summary	First dose	Series complete	Total people vaccinated
Age group	2,198,538	2,713,248	4,911,786
16-24 years	53,392	31,935	85,327
25-34 years	114,663	103,114	217,777
35-44 years	160,819	132,866	293,685
45-54 years	229,163	171,338	400,501
55-64 years	510,534	261,951	772,485
65-74 years	623,967	1,129,079	1,753,046
75-84 years	375,215	656,436	1,031,651
85+ years	130,785	226,529	357,314
Race	2,198,538	2,713,248	4,911,786
American Indian/Alaskan	8,633	9,580	18,213
Black	143,953	164,261	308,214
Other	193,823	305,501	499,324
Unknown	392,464	369,591	762,055
White	1,459,665	1,864,315	3,323,980
Other race includes Asian, native Hawaiian/Pacific Islander, or other.			
Ethnicity	2,198,538	2,713,248	4,911,786
Hispanic	294,391	303,597	597,988
Non-Hispanic	1,044,992	1,464,747	2,509,739
Unknown	859,155	944,904	1,804,059
Gender	2,198,538	2,713,248	4,911,786
Female	1,261,133	1,566,800	2,827,933
Male	924,649	1,143,443	2,068,092
Unknown	12,756	3,005	15,761

COVID-19 doses administered for the past 2 weeks

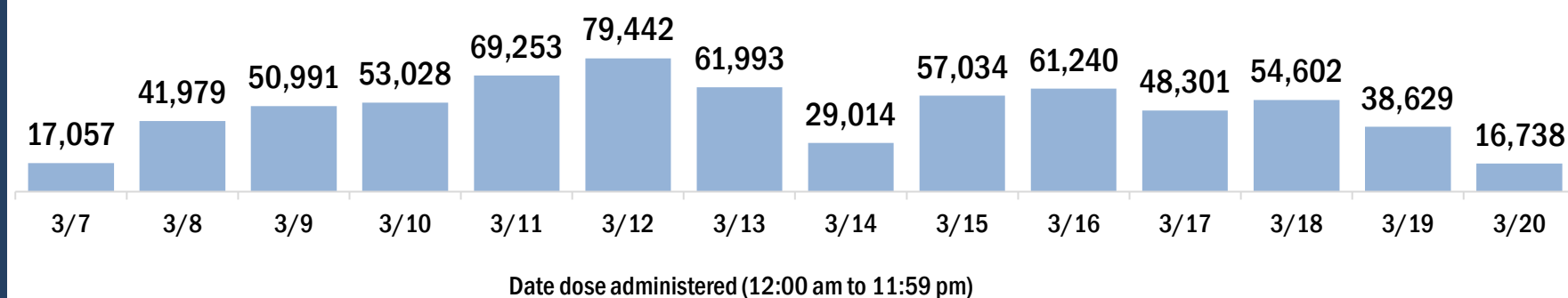


Persons vaccinated for COVID-19 for the past 2 weeks

Number of persons who received their first dose of a two-dose series of the COVID-19 vaccine



Number of persons who completed the COVID-19 vaccine series



COVID-19: vaccine summary

Vaccination data through Mar 20, 2021 as of Mar 21, 2021 at 12:05 AM

Data in this report are provisional and subject to change.

This table summarizes the number of people who have received either their first dose or have completed the series for a COVID-19 vaccine. A person can only be counted in one category, first dose or series complete. Persons receiving Johnson & Johnson vaccines will always be counted in the series completed column (see previous page for additional information).

County of residence	Yesterday (Mar 20)			Cumulative		
	First dose	Series complete	Total people vaccinated	First dose	Series complete	Total people vaccinated
Alachua	509	13	522	19,493	46,305	65,798
Baker	6	0	6	1,207	2,343	3,550
Bay	51	18	69	13,339	19,680	33,019
Bradford	10	1	11	926	2,508	3,434
Brevard	396	127	523	53,258	75,069	128,327
Broward	1,598	977	2,575	199,009	232,344	431,353
Calhoun	0	0	0	465	1,722	2,187
Charlotte	44	72	116	34,758	29,224	63,982
Citrus	64	6	70	18,011	21,737	39,748
Clay	140	46	186	12,926	25,465	38,391
Collier	149	136	285	45,167	69,216	114,383
Columbia	37	6	43	2,917	6,823	9,740
Dade	6,025	3,666	9,691	319,597	301,181	620,778
Desoto	9	15	24	3,421	2,817	6,238
Dixie	3	1	4	783	1,250	2,033
Duval	2,360	910	3,270	75,910	115,873	191,783
Escambia	56	30	86	27,478	34,389	61,867
Flagler	42	37	79	14,414	19,467	33,881
Franklin	0	0	0	925	1,964	2,889
Gadsden	21	27	48	3,603	6,492	10,095
Gilchrist	11	0	11	598	1,542	2,140
Glades	1	1	2	559	1,220	1,779
Gulf	2	0	2	815	2,331	3,146
Hamilton	7	0	7	598	1,350	1,948
Hardee	12	2	14	1,482	1,697	3,179
Hendry	19	4	23	2,921	2,631	5,552
Hernando	77	32	109	17,090	23,859	40,949
Highlands	215	429	644	19,200	9,662	28,862
Hillsborough	1,437	1,350	2,787	137,685	131,440	269,125
Holmes	1	0	1	796	1,922	2,718
Indian River	19	12	31	18,871	33,525	52,396
Jackson	2	1	3	2,987	5,780	8,767
Jefferson	8	4	12	989	2,269	3,258
Lafayette	1	0	1	392	1,088	1,480
Lake	271	86	357	42,431	59,678	102,109
Lee	345	125	470	84,793	102,011	186,804
Leon	434	687	1,121	24,206	40,646	64,852
Levy	26	0	26	2,341	4,124	6,465
Liberty	0	0	0	291	911	1,202
Madison	0	0	0	1,187	2,417	3,604
Manatee	226	596	822	57,670	46,146	103,816
Marion	135	26	161	34,133	48,281	82,414
Martin	342	337	679	16,635	31,184	47,819
Monroe	14	43	57	8,712	10,381	19,093
Nassau	408	26	434	5,957	16,560	22,517
Okaloosa	19	525	544	11,874	24,552	36,426
Okeechobee	11	57	68	2,698	3,950	6,648
Orange	2,791	1,342	4,133	119,934	121,598	241,532
Osceola	584	417	1,001	29,594	30,172	59,766
Out-Of-State	468	309	777	65,026	52,902	117,928
Palm Beach	2,592	925	3,517	131,073	246,061	377,134
Pasco	289	158	447	53,337	57,499	110,836
Pinellas	1,368	436	1,804	109,435	133,182	242,617
Polk	990	216	1,206	73,876	60,036	133,912
Putnam	36	4	40	5,142	6,437	11,579
Santa Rosa	30	15	45	15,046	21,129	36,175
Sarasota	447	1,539	1,986	79,902	71,649	151,551
Seminole	400	294	694	35,643	53,489	89,132
St. Johns	275	55	330	24,173	54,988	79,161
St. Lucie	129	378	507	26,253	42,667	68,920
Sumter	87	60	147	19,015	34,007	53,022
Suwannee	15	0	15	1,836	4,709	6,545
Taylor	1	3	4	1,383	2,290	3,673
Union	1	1	2	416	1,152	1,568
Unknown	49	9	58	3,119	1,577	4,696
Volusia	304	101	405	50,156	74,825	124,981
Wakulla	16	13	29	2,330	4,098	6,428
Walton	7	33	40	5,044	9,584	14,628
Washington	1	0	1	1,287	2,171	3,458
Total	26,443	16,739	43,182	2,198,538	2,713,248	4,911,786