

# COVID-19: vaccine summary

Vaccination data through Mar 15, 2021 as of Mar 16, 2021 at 12:05 AM

Data in this report are provisional and subject to change.

Data in this summary pertain to COVID-19 vaccines approved by the U.S. Food and Drug Administration and have been issued an Emergency Use Authorization (Janssen COVID-19 Vaccine, Moderna COVID-19 Vaccine and Pfizer-BioNTech COVID-19 Vaccine). These data summarize the number of people who have received either their first dose or have completed the series for a COVID-19 vaccine. **A person can only be counted in one category, first dose or series complete.** For persons receiving Moderna or Pfizer vaccines, once they receive their second dose, they are moved from the first dose column to the series completed column. **Because of this, the total first dose category may show a change from report to report not matching the total receiving their first dose from the previous day.** Persons receiving Johnson & Johnson vaccines will always be counted in the series completed column.

## COVID-19 doses for vaccinated persons in Florida

**Doses** 6,659,107

People receiving one dose of a 1-dose series (Johnson & Johnson) or receiving only one dose of a 2-dose series (Moderna, Pfizer) count once. Persons receiving both doses of a 2-dose series count twice.

## Current status of persons vaccinated for COVID-19 in Florida

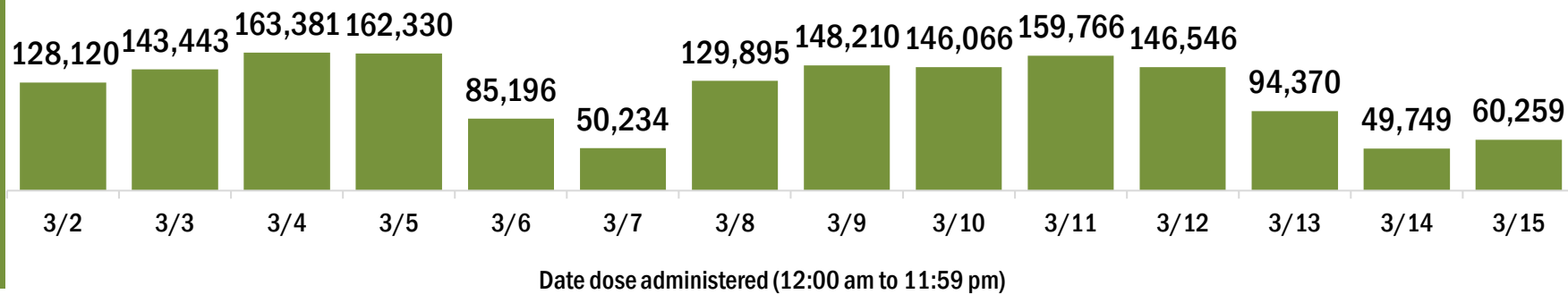
<b>Total people vaccinated</b>	<b>4,338,099</b>
First dose	1,906,559
Series completed	2,431,540
Completed 1-dose series	110,532
Completed 2-dose series	2,321,008

**First dose:** current number of people who have only received their first dose of the Moderna or Pfizer vaccine.

**Series complete:** current number of people who have received both Moderna or Pfizer vaccine doses or one Johnson & Johnson dose and are considered fully immunized.

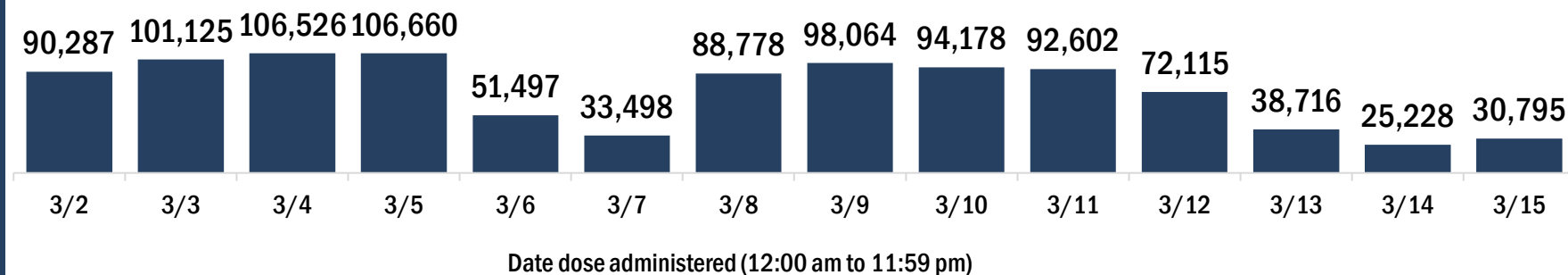
Demographic summary	First dose	Series complete	Total people vaccinated
<b>Age group</b>	<b>1,906,559</b>	<b>2,431,540</b>	<b>4,338,099</b>
16-24 years	37,525	28,948	66,473
25-34 years	87,676	96,008	183,684
35-44 years	124,370	122,630	247,000
45-54 years	179,570	155,143	334,713
55-64 years	312,606	225,663	538,269
65-74 years	642,752	1,010,082	1,652,834
75-84 years	388,882	587,152	976,034
85+ years	133,178	205,914	339,092
<b>Race</b>	<b>1,906,559</b>	<b>2,431,540</b>	<b>4,338,099</b>
American Indian/Alaskan	7,680	8,464	16,144
Black	129,273	139,388	268,661
Other	166,758	282,429	449,187
Unknown	331,916	338,032	669,948
White	1,270,932	1,663,227	2,934,159
<b>Other race</b> includes Asian, native Hawaiian/Pacific Islander, or other.			
<b>Ethnicity</b>	<b>1,906,559</b>	<b>2,431,540</b>	<b>4,338,099</b>
Hispanic	260,544	259,044	519,588
Non-Hispanic	898,524	1,303,309	2,201,833
Unknown	747,491	869,187	1,616,678
<b>Gender</b>	<b>1,906,559</b>	<b>2,431,540</b>	<b>4,338,099</b>
Female	1,098,511	1,404,741	2,503,252
Male	795,780	1,023,980	1,819,760
Unknown	12,268	2,819	15,087

## COVID-19 doses administered for the past 2 weeks

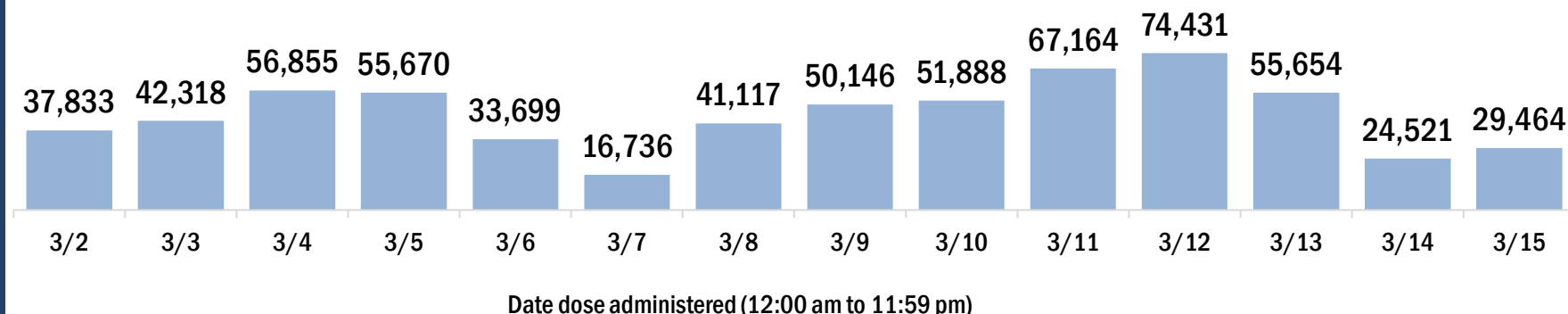


## Persons vaccinated for COVID-19 for the past 2 weeks

### Number of persons who received their first dose of a two-dose series of the COVID-19 vaccine



### Number of persons who completed the COVID-19 vaccine series



# COVID-19: vaccine summary

Vaccination data through Mar 15, 2021 as of Mar 16, 2021 at 12:05 AM

Data in this report are provisional and subject to change.

This table summarizes the number of people who have received either their first dose or have completed the series for a COVID-19 vaccine. A person can only be counted in one category, first dose or series complete. Persons receiving Johnson & Johnson vaccines will always be counted in the series completed column (see previous page for additional information).

County of residence	Yesterday (Mar 15)			Cumulative		
	First dose	Series complete	Total people vaccinated	First dose	Series complete	Total people vaccinated
Alachua	161	103	264	14,527	43,498	58,025
Baker	8	37	45	1,074	2,129	3,203
Bay	134	99	233	12,258	17,508	29,766
Bradford	3	1	4	805	2,314	3,119
Brevard	559	327	886	45,588	66,541	112,129
Broward	2,959	2,309	5,268	175,673	208,847	384,520
Calhoun	1	3	4	412	1,638	2,050
Charlotte	157	321	478	28,548	25,622	54,170
Citrus	81	289	370	16,592	19,043	35,635
Clay	445	336	781	11,083	23,458	34,541
Collier	242	299	541	40,131	63,470	103,601
Columbia	16	6	22	2,941	5,872	8,813
Dade	5,038	4,350	9,388	274,238	265,495	539,733
Desoto	3	28	31	2,885	2,650	5,535
Dixie	1	0	1	710	1,232	1,942
Duval	2,156	1,580	3,736	65,492	104,534	170,026
Escambia	925	99	1,024	25,813	31,080	56,893
Flagler	51	112	163	14,365	16,322	30,687
Franklin	93	13	106	826	1,922	2,748
Gadsden	106	42	148	3,318	6,080	9,398
Gilchrist	2	0	2	530	1,524	2,054
Glades	7	126	133	501	1,195	1,696
Gulf	3	1	4	843	2,046	2,889
Hamilton	3	1	4	464	1,270	1,734
Hardee	12	3	15	1,331	1,495	2,826
Hendry	51	65	116	2,364	2,484	4,848
Hernando	182	106	288	15,109	19,214	34,323
Highlands	264	52	316	18,640	8,205	26,845
Hillsborough	1,405	1,553	2,958	112,054	117,624	229,678
Holmes	0	9	9	845	1,707	2,552
Indian River	183	369	552	19,391	29,639	49,030
Jackson	13	20	33	2,912	5,377	8,289
Jefferson	5	9	14	816	2,140	2,956
Lafayette	0	1	1	420	1,025	1,445
Lake	262	222	484	35,415	55,647	91,062
Lee	656	457	1,113	70,326	93,955	164,281
Leon	383	348	731	20,044	37,352	57,396
Levy	10	5	15	2,088	3,860	5,948
Liberty	0	0	0	265	848	1,113
Madison	3	0	3	1,084	2,250	3,334
Manatee	225	1,231	1,456	51,143	39,428	90,571
Marion	1,040	235	1,275	30,024	42,611	72,635
Martin	91	68	159	16,631	28,040	44,671
Monroe	21	18	39	7,843	9,531	17,374
Nassau	115	147	262	5,737	14,863	20,600
Okaloosa	448	234	682	12,132	21,275	33,407
Okeechobee	60	17	77	2,343	3,635	5,978
Orange	2,266	2,154	4,420	97,222	108,394	205,616
Osceola	749	404	1,153	23,999	26,908	50,907
Out-Of-State	393	473	866	57,574	47,645	105,219
Palm Beach	1,645	3,385	5,030	116,122	232,171	348,293
Pasco	363	998	1,361	47,959	48,659	96,618
Pinellas	2,458	2,896	5,354	92,387	112,809	205,196
Polk	831	676	1,507	61,338	54,269	115,607
Putnam	54	29	83	4,536	5,717	10,253
Santa Rosa	707	218	925	15,029	18,754	33,783
Sarasota	333	594	927	65,960	63,510	129,470
Seminole	918	782	1,700	29,483	49,130	78,613
St. Johns	249	221	470	20,389	51,193	71,582
St. Lucie	266	165	431	28,778	35,877	64,655
Sumter	263	101	364	19,103	30,738	49,841
Suwannee	9	3	12	1,519	4,448	5,967
Taylor	3	1	4	1,435	2,080	3,515
Union	3	0	3	305	1,091	1,396
Unknown	28	22	50	2,742	1,473	4,215
Volusia	627	612	1,239	43,863	64,545	108,408
Wakulla	27	37	64	2,218	3,851	6,069
Walton	20	26	46	4,800	8,782	13,582
Washington	0	16	16	1,224	2,001	3,225
<b>Total</b>	<b>30,795</b>	<b>29,464</b>	<b>60,259</b>	<b>1,906,559</b>	<b>2,431,540</b>	<b>4,338,099</b>