

COVID-19: vaccine summary

Vaccination data through Mar 13, 2021 as of Mar 14, 2021 at 12:05 AM

Data in this report are provisional and subject to change.

Data in this summary pertain to COVID-19 vaccines approved by the U.S. Food and Drug Administration and have been issued an Emergency Use Authorization (Janssen COVID-19 Vaccine, Moderna COVID-19 Vaccine and Pfizer-BioNTech COVID-19 Vaccine). These data summarize the number of people who have received either their first dose or have completed the series for a COVID-19 vaccine. **A person can only be counted in one category, first dose or series complete.** For persons receiving Moderna or Pfizer vaccines, once they receive their second dose, they are moved from the first dose column to the series completed column. **Because of this, the total first dose category may show a change from report to report not matching the total receiving their first dose from the previous day.** Persons receiving Johnson & Johnson vaccines will always be counted in the series completed column.

COVID-19 doses for vaccinated persons in Florida

Doses 6,450,812

People receiving one dose of a 1-dose series (Johnson & Johnson) or receiving only one dose of a 2-dose series (Moderna, Pfizer) count once. Persons receiving both doses of a 2-dose series count twice.

Current status of persons vaccinated for COVID-19 in Florida

Total people vaccinated 4,204,186

First dose 1,880,820

Series completed 2,323,366

Completed 1-dose series 76,740

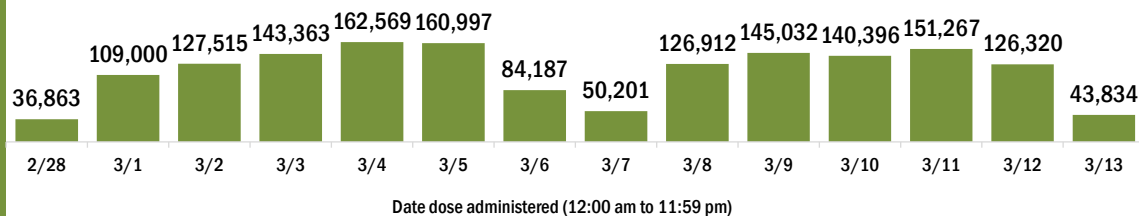
Completed 2-dose series 2,246,626

First dose: current number of people who have only received their first dose of the Moderna or Pfizer vaccine.

Series complete: current number of people who have received both Moderna or Pfizer vaccine doses or one Johnson & Johnson dose and are considered fully immunized.

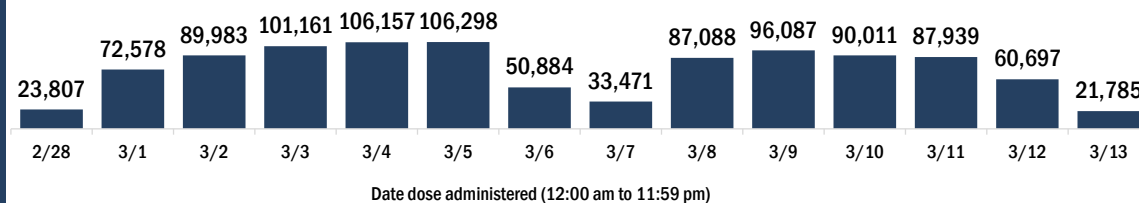
Demographic summary	First dose	Series complete	Total people vaccinated
Age group	1,880,820	2,323,366	4,204,186
16-24 years	34,365	27,451	61,816
25-34 years	81,757	92,445	174,202
35-44 years	115,966	117,337	233,303
45-54 years	168,084	145,905	313,989
55-64 years	286,413	207,223	493,636
65-74 years	658,476	970,698	1,629,174
75-84 years	399,440	563,577	963,017
85+ years	136,319	198,730	335,049
Race	1,880,820	2,323,366	4,204,186
American Indian/Alaskan	7,519	8,139	15,658
Black	125,578	132,399	257,977
Other	162,590	274,802	437,392
Unknown	336,311	313,516	649,827
White	1,248,822	1,594,510	2,843,332
Other race includes Asian, native Hawaiian/Pacific Islander, or other.			
Ethnicity	1,880,820	2,323,366	4,204,186
Hispanic	254,612	245,269	499,881
Non-Hispanic	872,683	1,255,787	2,128,470
Unknown	753,525	822,310	1,575,835
Gender	1,880,820	2,323,366	4,204,186
Female	1,083,812	1,341,854	2,425,666
Male	784,730	978,928	1,763,658
Unknown	12,278	2,584	14,862

COVID-19 doses administered for the past 2 weeks

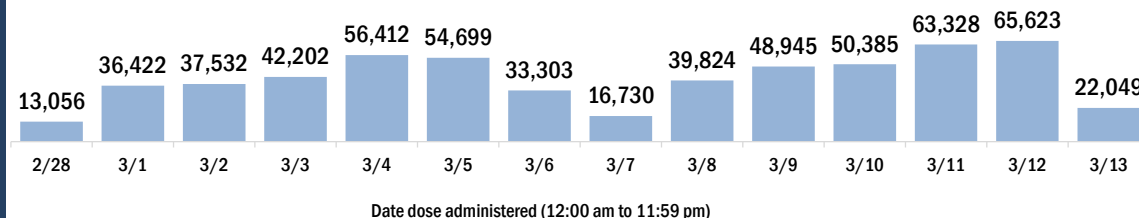


Persons vaccinated for COVID-19 for the past 2 weeks

Number of persons who received their first dose of a two-dose series of the COVID-19 vaccine



Number of persons who completed the COVID-19 vaccine series



COVID-19: vaccine summary

Vaccination data through Mar 13, 2021 as of Mar 14, 2021 at 12:05 AM

Data in this report are provisional and subject to change.

This table summarizes the number of people who have received either their first dose or have completed the series for a COVID-19 vaccine. A person can only be counted in one category, first dose or series complete. Persons receiving Johnson & Johnson vaccines will always be counted in the series completed column (see previous page for additional information).

County of residence	Yesterday (Mar 13)			Cumulative		
	First dose	Series complete	Total people vaccinated	First dose	Series complete	Total people vaccinated
Alachua	346	591	937	14,018	42,356	56,374
Baker	7	7	14	1,097	2,080	3,177
Bay	358	75	433	12,081	17,228	29,309
Bradford	4	6	10	806	2,291	3,097
Brevard	396	138	534	47,197	61,380	108,577
Broward	2,124	1,046	3,170	169,243	199,626	368,869
Calhoun	2	0	2	413	1,632	2,045
Charlotte	47	284	331	28,215	23,898	52,113
Citrus	49	32	81	16,908	18,300	35,208
Clay	144	115	259	10,858	22,824	33,682
Collier	101	115	216	40,835	60,576	101,411
Columbia	40	36	76	2,920	5,826	8,746
Dade	6,072	4,263	10,335	265,243	251,973	517,216
Desoto	2	13	15	2,904	2,569	5,473
Dixie	1	6	7	736	1,236	1,972
Duval	1,955	1,884	3,839	62,864	100,367	163,231
Escambia	69	32	101	24,751	29,272	54,023
Flagler	35	36	71	14,459	15,730	30,189
Franklin	1	1	2	742	1,904	2,646
Gadsden	25	111	136	3,176	6,018	9,194
Gilchrist	1	4	5	535	1,504	2,039
Glades	12	1	13	574	1,060	1,634
Gulf	4	3	7	835	2,032	2,867
Hamilton	2	5	7	452	1,267	1,719
Hardee	11	9	20	1,307	1,485	2,792
Hendry	169	5	174	2,293	2,402	4,695
Hernando	171	54	225	15,050	18,027	33,077
Highlands	24	21	45	17,754	7,526	25,280
Hillsborough	1,400	1,501	2,901	108,740	113,929	222,669
Holmes	1	0	1	898	1,672	2,570
Indian River	15	38	53	19,493	28,169	47,662
Jackson	1	4	5	2,909	5,353	8,262
Jefferson	4	24	28	811	2,126	2,937
Lafayette	1	1	2	459	989	1,448
Lake	187	166	353	35,149	53,918	89,067
Lee	297	339	636	71,336	90,194	161,530
Leon	425	1,035	1,460	19,698	36,740	56,438
Levy	2	18	20	2,090	3,820	5,910
Liberty	2	2	4	262	848	1,110
Madison	2	5	7	1,063	2,247	3,310
Manatee	241	365	606	51,779	36,719	88,498
Marion	73	118	191	29,072	40,965	70,037
Martin	187	345	532	16,909	26,691	43,600
Monroe	25	17	42	7,034	9,153	16,187
Nassau	69	61	130	6,102	14,010	20,112
Okaloosa	27	56	83	11,839	20,862	32,701
Okeechobee	15	2	17	2,279	3,576	5,855
Orange	1,648	1,543	3,191	93,275	102,821	196,096
Osceola	373	152	525	22,133	25,935	48,068
Out-Of-State	245	241	486	56,947	46,160	103,107
Palm Beach	786	2,330	3,116	117,357	222,294	339,651
Pasco	264	203	467	48,200	45,699	93,899
Pinellas	1,076	405	1,481	94,260	104,595	198,855
Polk	697	790	1,487	60,560	50,887	111,447
Putnam	16	30	46	4,486	5,606	10,092
Santa Rosa	12	26	38	14,505	18,286	32,791
Sarasota	196	1,897	2,093	66,772	60,342	127,114
Seminole	476	476	952	28,949	47,249	76,198
St. Johns	336	205	541	20,420	49,482	69,902
St. Lucie	119	390	509	29,636	34,237	63,873
Sumter	83	46	129	19,530	29,507	49,037
Suwannee	10	12	22	1,494	4,424	5,918
Taylor	0	2	2	1,415	2,073	3,488
Union	1	3	4	296	1,086	1,382
Unknown	64	15	79	2,677	1,403	4,080
Volusia	166	207	373	43,494	62,498	105,992
Wakulla	13	76	89	2,220	3,789	6,009
Walton	48	10	58	4,764	8,659	13,423
Washington	10	0	10	1,242	1,964	3,206
Total	21,785	22,049	43,834	1,880,820	2,323,366	4,204,186