

# COVID-19: vaccine summary

Vaccination data through Mar 8, 2021 as of Mar 9, 2021 at 12:05 AM

Data in this report are provisional and subject to change.

Data in this summary pertain to COVID-19 vaccines approved by the U.S. Food and Drug Administration and have been issued an Emergency Use Authorization (Janssen COVID-19 Vaccine, Moderna COVID-19 Vaccine and Pfizer-BioNTech COVID-19 Vaccine). These data summarize the number of people who have received either their first dose or have completed the series for a COVID-19 vaccine. **A person can only be counted in one category, first dose or series complete.** For persons receiving Moderna or Pfizer vaccines, once they receive their second dose, they are moved from the first dose column to the series completed column. **Because of this, the total first dose category may show a change from report to report not matching the total receiving their first dose from the previous day.** Persons receiving Johnson & Johnson vaccines will always be counted in the series completed column.

## COVID-19 doses for vaccinated persons in Florida

**Doses** 5,606,473

People receiving one dose of a 1-dose series (Johnson & Johnson) or receiving only one dose of a 2-dose series (Moderna, Pfizer) count once. Persons receiving both doses of a 2-dose series count twice.

## Current status of persons vaccinated for COVID-19 in Florida

**Total people vaccinated** 3,658,030

First dose 1,692,090

Series completed 1,965,940

Completed 1-dose series 17,497

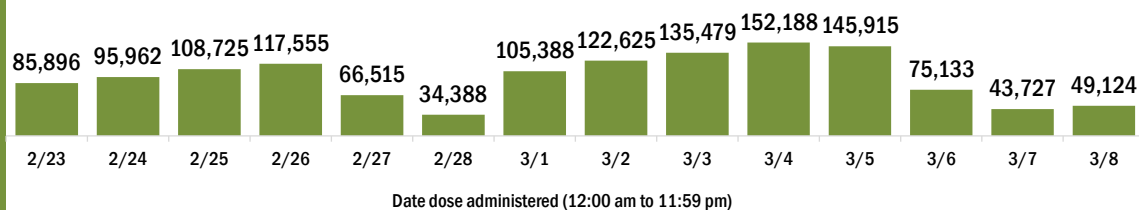
Completed 2-dose series 1,948,443

**First dose:** current number of people who have only received their first dose of the Moderna or Pfizer vaccine.

**Series complete:** current number of people who have received both Moderna or Pfizer vaccine doses or one Johnson & Johnson dose and are considered fully immunized.

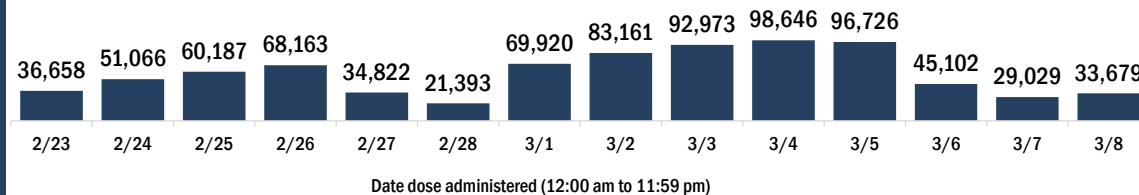
Demographic summary	First dose	Series complete	Total people vaccinated
<b>Age group</b>	1,692,090	1,965,940	3,658,030
16-24 years	22,397	23,695	46,092
25-34 years	55,840	83,041	138,881
35-44 years	77,450	103,630	181,080
45-54 years	114,805	126,542	241,347
55-64 years	202,898	171,957	374,855
65-74 years	675,933	812,305	1,488,238
75-84 years	406,203	472,146	878,349
85+ years	136,564	172,624	309,188
<b>Race</b>	1,692,090	1,965,940	3,658,030
American Indian/Alaskan	6,905	7,178	14,083
Black	109,033	111,007	220,040
Other	142,176	244,867	387,043
Unknown	326,379	242,144	568,523
White	1,107,597	1,360,744	2,468,341
<b>Other race</b> includes Asian, native Hawaiian/Pacific Islander, or other.			
<b>Ethnicity</b>	1,692,090	1,965,940	3,658,030
Hispanic	219,446	203,638	423,084
Non-Hispanic	765,973	1,088,536	1,854,509
Unknown	706,671	673,766	1,380,437
<b>Gender</b>	1,692,090	1,965,940	3,658,030
Female	969,697	1,140,158	2,109,855
Male	710,916	823,454	1,534,370
Unknown	11,477	2,328	13,805

## COVID-19 doses administered for the past 2 weeks

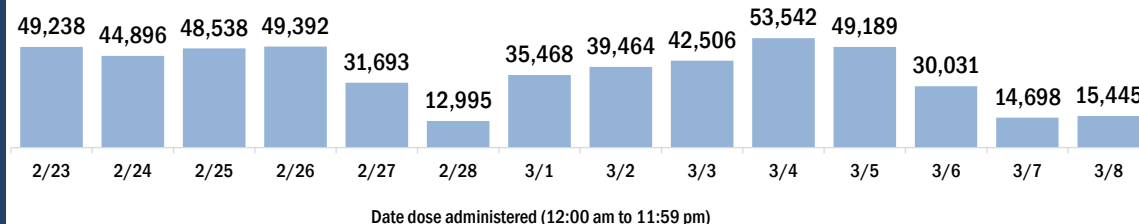


## Persons vaccinated for COVID-19 for the past 2 weeks

### Number of persons who received their first dose of a two-dose series of the COVID-19 vaccine



### Number of persons who completed the COVID-19 vaccine series



# COVID-19: vaccine summary

Vaccination data through Mar 8, 2021 as of Mar 9, 2021 at 12:05 AM

Data in this report are provisional and subject to change.

This table summarizes the number of people who have received either their first dose or have completed the series for a COVID-19 vaccine. A person can only be counted in one category, first dose or series complete. Persons receiving Johnson & Johnson vaccines will always be counted in the series completed column (see previous page for additional information).

County of residence	Yesterday (Mar 8)			Cumulative		
	First dose	Series complete	Total people vaccinated	First dose	Series complete	Total people vaccinated
Alachua	252	94	346	11,693	38,787	50,480
Baker	9	7	16	1,161	1,839	3,000
Bay	127	19	146	12,694	13,562	26,256
Bradford	13	5	18	857	2,071	2,928
Brevard	360	165	525	46,498	52,047	98,545
Broward	3,505	2,092	5,597	140,133	177,833	317,966
Calhoun	5	3	8	470	1,496	1,966
Charlotte	230	78	308	23,753	18,553	42,306
Citrus	123	16	139	19,501	12,171	31,672
Clay	240	416	656	10,487	20,341	30,828
Collier	112	127	239	44,339	47,538	91,877
Columbia	16	1	17	2,783	5,151	7,934
Dade	6,018	2,341	8,359	214,288	216,909	431,197
Desoto	18	14	32	2,285	2,229	4,514
Dixie	2	1	3	749	1,024	1,773
Duval	1,288	1,460	2,748	57,530	87,137	144,667
Escambia	150	45	195	23,080	24,885	47,965
Flagler	41	70	111	15,797	11,245	27,042
Franklin	0	1	1	600	1,843	2,443
Gadsden	86	67	153	2,752	5,550	8,302
Gilchrist	2	0	2	481	1,404	1,885
Glades	18	2	20	528	783	1,311
Gulf	0	0	0	696	1,949	2,645
Hamilton	0	0	0	397	1,158	1,555
Hardee	5	1	6	1,079	1,350	2,429
Hendry	26	5	31	1,723	2,194	3,917
Hernando	74	49	123	16,399	12,242	28,641
Highlands	172	25	197	11,358	5,870	17,228
Hillsborough	3,152	670	3,822	89,269	93,096	182,365
Holmes	1	0	1	940	1,509	2,449
Indian River	231	65	296	20,836	23,606	44,442
Jackson	45	28	73	2,767	4,973	7,740
Jefferson	11	3	14	755	1,965	2,720
Lafayette	0	0	0	488	923	1,411
Lake	160	188	348	29,841	47,348	77,189
Lee	340	175	515	67,330	74,093	141,423
Leon	571	39	610	18,948	32,851	51,799
Levy	11	2	13	2,323	3,216	5,539
Liberty	4	2	6	298	766	1,064
Madison	1	2	3	957	2,108	3,065
Manatee	261	1,075	1,336	42,225	30,267	72,492
Marion	1,789	163	1,952	30,489	31,113	61,602
Martin	93	23	116	16,635	23,113	39,748
Monroe	92	46	138	6,323	7,858	14,181
Nassau	66	176	242	6,458	12,539	18,997
Okaloosa	305	66	371	12,632	16,970	29,602
Okeechobee	23	0	23	2,199	3,220	5,419
Orange	1,287	793	2,080	74,069	90,451	164,520
Osceola	737	114	851	19,202	21,575	40,777
Out-Of-State	447	190	637	54,692	38,588	93,280
Palm Beach	4,088	663	4,751	114,861	194,219	309,080
Pasco	518	623	1,141	44,551	36,971	81,522
Pinellas	2,379	871	3,250	86,939	88,710	175,649
Polk	1,797	355	2,152	50,924	44,226	95,150
Putnam	42	10	52	4,027	4,949	8,976
Santa Rosa	236	189	425	13,765	15,333	29,098
Sarasota	185	482	667	59,990	48,035	108,025
Seminole	258	614	872	23,876	41,153	65,029
St. Johns	176	302	478	23,327	41,054	64,381
St. Lucie	199	65	264	26,423	30,206	56,629
Sumter	331	63	394	21,773	21,025	42,798
Suwannee	5	4	9	1,553	3,937	5,490
Taylor	0	0	0	1,530	1,665	3,195
Union	2	1	3	319	1,005	1,324
Unknown	28	13	41	2,114	1,249	3,363
Volusia	857	251	1,108	43,879	48,820	92,699
Wakulla	33	2	35	2,125	3,579	5,704
Walton	21	14	35	5,074	6,733	11,807
Washington	4	0	4	1,253	1,762	3,015
<b>Total</b>	<b>33,678</b>	<b>15,446</b>	<b>49,124</b>	<b>1,692,090</b>	<b>1,965,940</b>	<b>3,658,030</b>