

# COVID-19: vaccine summary

Vaccination data through Feb 7, 2021 as of Feb 8, 2021 at 12:05 AM

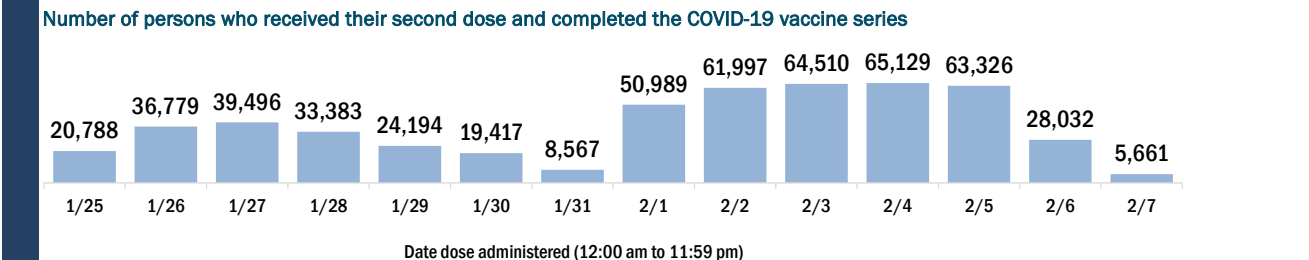
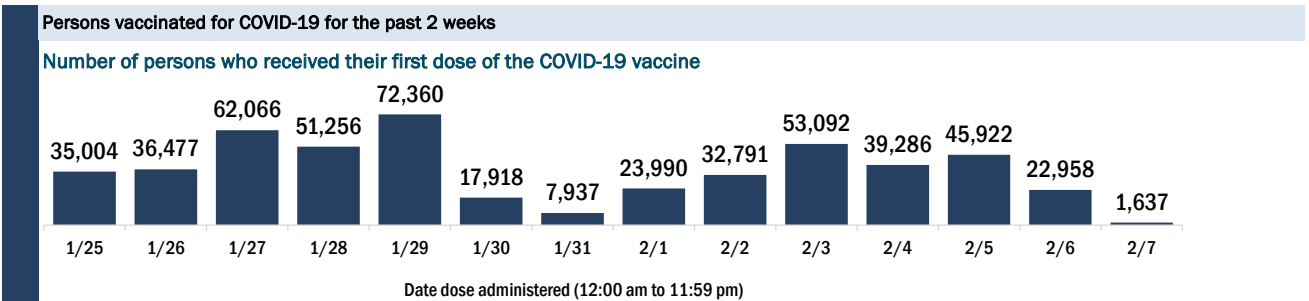
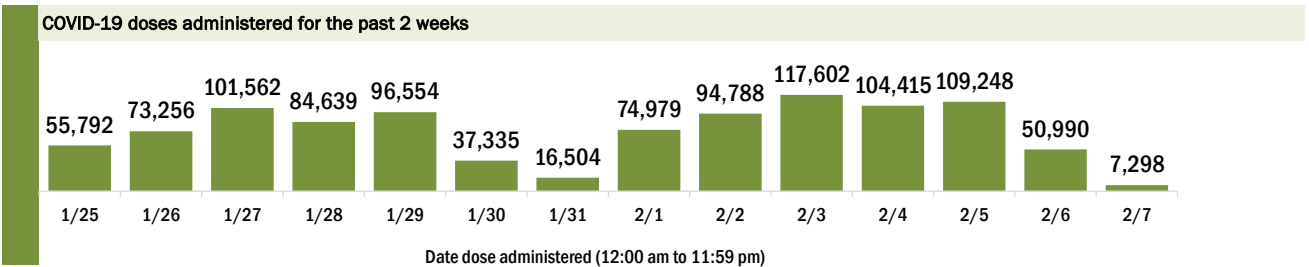
Data in this report are provisional and subject to change.

Data in this summary pertain to COVID-19 vaccines approved by the U.S. Food and Drug Administration and have been issued an Emergency Use Authorization. These data summarize the number of people who have received either their first dose or have completed the series for a COVID-19 vaccine. A person can only be counted in one category, first dose or series complete. After individuals receive their second dose, they are moved from the first dose column to the series completed column.

COVID-19 doses administered in Florida	
<b>Doses administered</b>	<b>2,710,156</b>
Total number of doses of the COVID-19 vaccine that have been administered in Florida.	

Persons vaccinated for COVID-19 in Florida	
<b>Total people vaccinated</b>	<b>2,016,291</b>
First dose	1,322,426
Series completed	693,865
<b>First dose:</b> received their first dose of the COVID-19 vaccine.	
<b>Series complete:</b> received all recommended doses of the COVID-19 vaccine to be considered fully immunized.	

Demographic summary	First dose	Series complete	Total people vaccinated
<b>Age group</b>	<b>1,322,426</b>	<b>693,865</b>	<b>2,016,291</b>
16-24 years	13,449	13,003	26,452
25-34 years	34,874	54,297	89,171
35-44 years	43,711	66,231	109,942
45-54 years	56,340	75,820	132,160
55-64 years	90,804	86,630	177,434
65-74 years	602,600	218,470	821,070
75-84 years	350,430	125,072	475,502
85+ years	130,218	54,342	184,560
<b>Race</b>	<b>1,322,426</b>	<b>693,865</b>	<b>2,016,291</b>
American Indian/Alaskan	4,483	2,141	6,624
Black	66,683	35,074	101,757
Other	147,552	132,349	279,901
Unknown	265,035	75,288	340,323
White	838,673	449,013	1,287,686
<b>Other race</b> includes Asian, native Hawaiian/Pacific Islander, or other.			
<b>Ethnicity</b>	<b>1,322,426</b>	<b>693,865</b>	<b>2,016,291</b>
Hispanic	92,415	71,825	164,240
Non-Hispanic	592,443	363,665	956,108
Unknown	637,568	258,375	895,943
<b>Gender</b>	<b>1,322,426</b>	<b>693,865</b>	<b>2,016,291</b>
Female	753,912	412,779	1,166,691
Male	561,699	279,882	841,581
Unknown	6,815	1,204	8,019



# COVID-19: vaccine summary

Vaccination data through Feb 7, 2021 as of Feb 8, 2021 at 12:05 AM

Data in this report are provisional and subject to change.

Data in this summary pertain to COVID-19 vaccines approved by the U.S. Food and Drug Administration and have been issued an Emergency Use Authorization. These data summarize the number of people who have received either their first dose or have completed the series for a COVID-19 vaccine. A person can only be counted in one category, first dose or series complete. After individuals receive their second dose, they are moved from the first dose column to the series completed column.

County of residence	Yesterday (Feb 7)			Cumulative		
	First dose	Series complete	Total people vaccinated	First dose	Series complete	Total people vaccinated
Alachua	2	351	353	22,349	17,378	39,727
Baker	0	1	1	1,383	558	1,941
Bay	0	0	0	13,091	3,022	16,113
Bradford	0	1	1	1,365	715	2,080
Brevard	1	4	5	40,097	16,376	56,473
Broward	333	1,122	1,455	102,567	60,801	163,368
Calhoun	0	0	0	955	617	1,572
Charlotte	1	2	3	14,074	5,320	19,394
Citrus	0	1	1	11,397	5,315	16,712
Clay	0	1	1	10,602	6,147	16,749
Collier	33	29	62	39,941	9,699	49,640
Columbia	0	0	0	3,506	1,850	5,356
Dade	807	1,895	2,702	101,794	95,068	196,862
Desoto	0	0	0	1,951	754	2,705
Dixie	0	0	0	814	196	1,010
Duval	1	1	2	52,603	35,643	88,246
Escambia	2	0	2	21,942	9,906	31,848
Flagler	0	0	0	10,234	3,203	13,437
Franklin	0	0	0	1,363	450	1,813
Gadsden	0	1	1	3,908	1,615	5,523
Gilchrist	0	2	2	1,038	537	1,575
Glades	0	0	0	383	390	773
Gulf	0	0	0	1,652	422	2,074
Hamilton	0	0	0	798	451	1,249
Hardee	0	0	0	1,047	422	1,469
Hendry	1	0	1	1,306	992	2,298
Hernando	0	2	2	10,651	5,905	16,556
Highlands	0	1	1	6,193	1,976	8,169
Hillsborough	29	390	419	51,247	43,253	94,500
Holmes	0	0	0	1,122	683	1,805
Indian River	0	3	3	17,715	5,193	22,908
Jackson	0	0	0	3,757	1,786	5,543
Jefferson	0	0	0	1,422	584	2,006
Lafayette	0	0	0	757	167	924
Lake	0	2	2	26,189	16,065	42,254
Lee	13	16	29	54,059	22,743	76,802
Leon	12	1	13	20,884	12,648	33,532
Levy	1	3	4	2,642	819	3,461
Liberty	0	0	0	488	320	808
Madison	0	1	1	1,520	729	2,249
Manatee	4	6	10	20,940	12,063	33,003
Marion	0	5	5	23,685	12,088	35,773
Martin	3	1	4	17,588	6,096	23,684
Monroe	13	29	42	4,516	3,327	7,843
Nassau	0	0	0	8,168	2,971	11,139
Okaloosa	2	3	5	12,915	4,617	17,532
Okeechobee	0	0	0	2,407	932	3,339
Orange	8	12	20	59,044	38,010	97,054
Osceola	1	3	4	14,056	7,487	21,543
Out-Of-State	19	76	95	49,092	12,080	61,172
Palm Beach	110	884	994	133,798	59,154	192,952
Pasco	5	63	68	25,944	13,371	39,315
Pinellas	30	478	508	60,757	31,723	92,480
Polk	98	163	261	32,668	10,034	42,702
Putnam	0	3	3	3,936	1,334	5,270
Santa Rosa	87	65	152	13,382	6,048	19,430
Sarasota	4	12	16	34,649	16,001	50,650
Seminole	2	7	9	25,042	16,558	41,600
St. Johns	0	0	0	27,340	11,483	38,823
St. Lucie	2	9	11	19,216	10,257	29,473
Sumter	4	2	6	18,938	3,948	22,886
Suwannee	1	0	1	3,260	901	4,161
Taylor	0	0	0	1,801	503	2,304
Union	0	1	1	668	377	1,045
Unknown	7	2	9	1,154	539	1,693
Volusia	0	6	6	36,002	18,602	54,604
Wakulla	0	1	1	2,713	988	3,701
Walton	1	0	1	6,606	880	7,486
Washington	0	0	0	1,335	775	2,110
<b>Total</b>	<b>1,637</b>	<b>5,661</b>	<b>7,298</b>	<b>1,322,426</b>	<b>693,865</b>	<b>2,016,291</b>