

COVID-19: vaccine summary

Vaccination data through Feb 1, 2021 as of Feb 2, 2021 at 12:05 AM

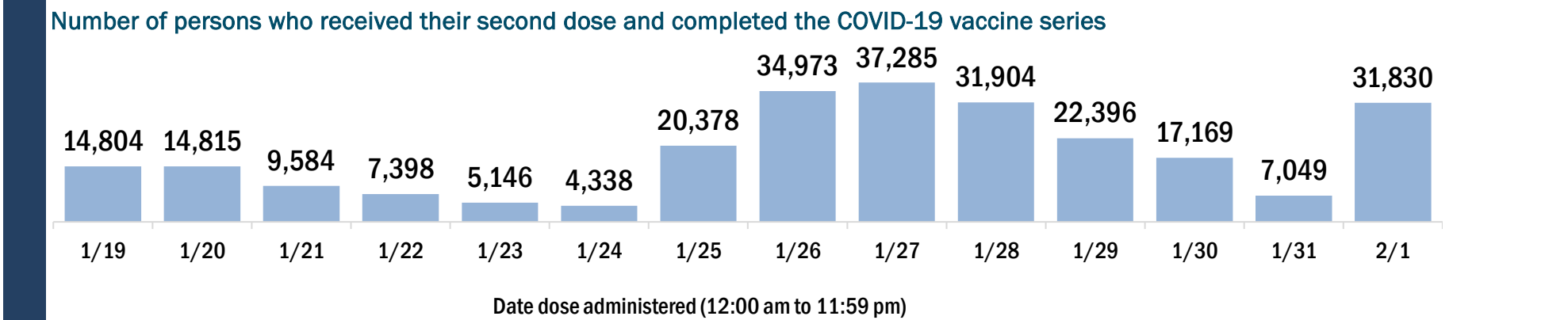
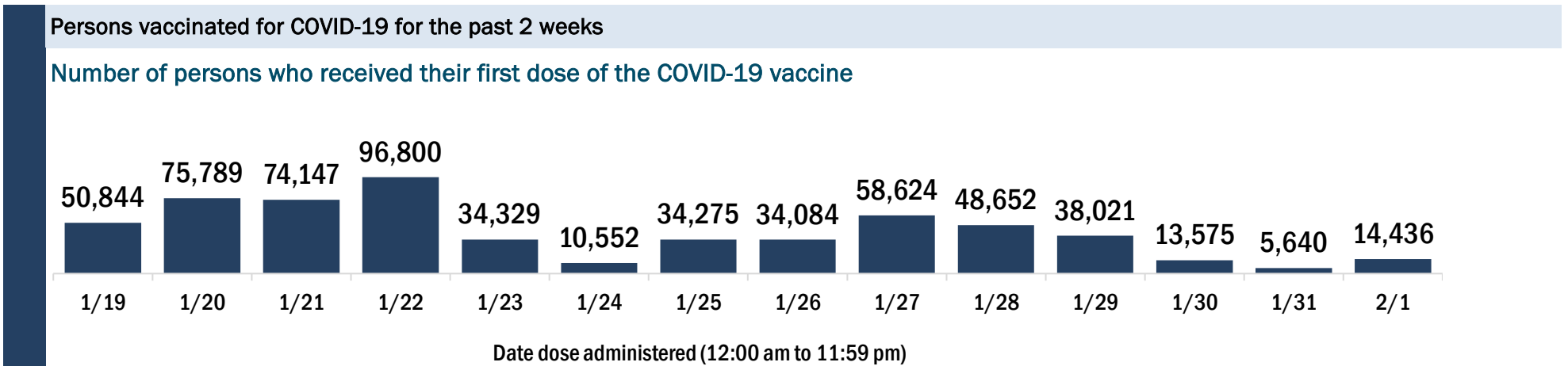
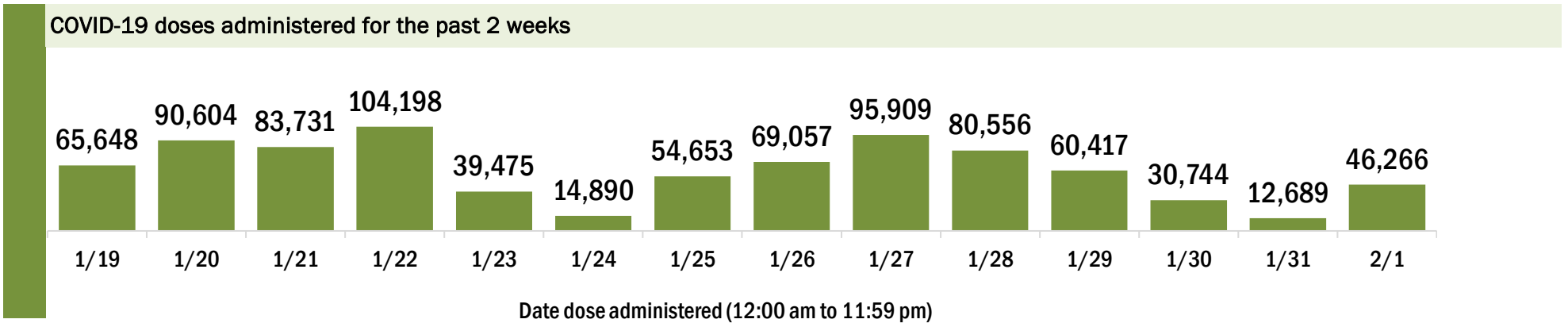
Data in this report are provisional and subject to change.

Data in this summary pertain to COVID-19 vaccines approved by the U.S. Food and Drug Administration and have been issued an Emergency Use Authorization. These data summarize the number of people who have received either their first dose or have completed the series for a COVID-19 vaccine. A person can only be counted in one category, first dose or series complete.

COVID-19 doses administered in Florida	
Doses administered	2,119,968
Total number of doses of the COVID-19 vaccine that have been administered in Florida.	

Persons vaccinated for COVID-19 in Florida	
Total people vaccinated	1,747,761
First dose	1,375,554
Series completed	372,207
First dose: received their first dose of the COVID-19 vaccine.	
Series complete: received all recommended doses of the COVID-19 vaccine to be considered fully immunized.	

Demographic summary	First dose	Series complete	Total people vaccinated
Age group	1,375,554	372,207	1,747,761
16-24 years	15,971	8,252	24,223
25-34 years	43,857	39,922	83,779
35-44 years	54,426	47,942	102,368
45-54 years	67,683	53,766	121,449
55-64 years	97,520	58,985	156,505
65-74 years	607,791	89,891	697,682
75-84 years	352,267	49,264	401,531
85+ years	136,039	24,185	160,224
Race	1,375,554	372,207	1,747,761
American Indian/Alaskan	4,801	1,155	5,956
Black	66,180	19,806	85,986
Other	171,168	84,406	255,574
Unknown	248,764	40,438	289,202
White	884,641	226,402	1,111,043
Other race includes Asian, native Hawaiian/Pacific Islander, or other.			
Ethnicity	1,375,554	372,207	1,747,761
Hispanic	102,024	41,939	143,963
Non-Hispanic	639,076	185,516	824,592
Unknown	634,454	144,752	779,206
Gender	1,375,554	372,207	1,747,761
Female	788,688	224,875	1,013,563
Male	579,382	146,701	726,083
Unknown	7,484	631	8,115



COVID-19: vaccine summary

Vaccination data through Feb 1, 2021 as of Feb 2, 2021 at 12:05 AM

Data in this report are provisional and subject to change.

This table is the number of people who received their first dose or completed their COVID-19 vaccine series yesterday and cumulatively by county of residence.

County of residence	Yesterday (Feb 1)			Cumulative		
	First dose	Series complete	Total people vaccinated	First dose	Series complete	Total people vaccinated
Alachua	415	387	802	21,472	11,720	33,192
Baker	2	9	11	1,435	208	1,643
Bay	4	131	135	12,686	834	13,520
Bradford	4	8	12	1,433	221	1,654
Brevard	133	179	312	36,865	10,152	47,017
Broward	1,006	1,991	2,997	111,670	34,517	146,187
Calhoun	0	5	5	1,266	189	1,455
Charlotte	195	191	386	12,983	2,759	15,742
Citrus	17	83	100	12,966	1,828	14,794
Clay	380	332	712	10,837	3,225	14,062
Collier	86	346	432	34,974	4,937	39,911
Columbia	12	20	32	4,203	447	4,650
Dade	1,722	5,157	6,879	121,261	59,038	180,299
Desoto	8	55	63	2,175	293	2,468
Dixie	3	0	3	877	41	918
Duval	990	2,184	3,174	64,972	18,094	83,066
Escambia	24	139	163	22,502	5,282	27,784
Flagler	65	32	97	9,201	1,591	10,792
Franklin	22	39	61	1,258	96	1,354
Gadsden	91	35	126	4,046	864	4,910
Gilchrist	8	71	79	1,100	299	1,399
Glades	0	4	4	583	19	602
Gulf	4	55	59	1,507	101	1,608
Hamilton	2	0	2	1,130	23	1,153
Hardee	1	1	2	1,223	118	1,341
Hendry	3	155	158	1,692	346	2,038
Hernando	39	187	226	12,370	2,022	14,392
Highlands	11	21	32	5,662	850	6,512
Hillsborough	479	1,937	2,416	56,946	22,840	79,786
Holmes	0	8	8	1,062	474	1,536
Indian River	24	194	218	17,388	2,359	19,747
Jackson	30	300	330	3,881	1,097	4,978
Jefferson	5	6	11	1,490	198	1,688
Lafayette	0	0	0	664	47	711
Lake	311	176	487	28,329	9,507	37,836
Lee	94	218	312	50,201	13,030	63,231
Leon	118	277	395	21,784	7,537	29,321
Levy	21	11	32	2,476	306	2,782
Liberty	0	0	0	690	37	727
Madison	0	3	3	1,926	157	2,083
Manatee	190	1,542	1,732	19,653	7,502	27,155
Marion	419	664	1,083	26,682	4,947	31,629
Martin	34	285	319	16,513	3,124	19,637
Monroe	29	118	147	6,179	676	6,855
Nassau	135	104	239	8,558	1,177	9,735
Okaloosa	225	162	387	14,103	2,007	16,110
Okeechobee	2	2	4	2,314	384	2,698
Orange	1,261	2,771	4,032	64,112	23,569	87,681
Osceola	371	138	509	15,767	3,821	19,588
Out-Of-State	176	398	574	50,411	5,471	55,882
Palm Beach	743	3,201	3,944	138,915	24,792	163,707
Pasco	602	527	1,129	23,998	7,176	31,174
Pinellas	2,058	1,575	3,633	60,598	17,629	78,227
Polk	192	471	663	30,378	5,677	36,055
Putnam	19	29	48	4,037	433	4,470
Santa Rosa	188	994	1,182	14,003	2,934	16,937
Sarasota	167	408	575	32,589	9,350	41,939
Seminole	469	1,124	1,593	26,984	9,907	36,891
St. Johns	231	206	437	26,736	6,202	32,938
St. Lucie	129	670	799	21,637	3,732	25,369
Sumter	257	243	500	17,735	1,327	19,062
Suwannee	7	6	13	3,194	363	3,557
Taylor	3	1	4	1,636	87	1,723
Union	1	4	5	779	99	878
Unknown	8	26	34	1,195	331	1,526
Volusia	179	1,150	1,329	35,229	10,548	45,777
Wakulla	3	21	24	2,681	466	3,147
Walton	9	31	40	6,274	382	6,656
Washington	0	12	12	1,478	391	1,869
Total	14,436	31,830	46,266	1,375,554	372,207	1,747,761