

COVID-19: vaccine summary

Vaccination data through Jan 31, 2021 as of Feb 1, 2021 at 12:05 AM

Data in this report are provisional and subject to change.

Data in this summary pertain to COVID-19 vaccines approved by the U.S. Food and Drug Administration and have been issued an Emergency Use Authorization. These data summarize the number of people who have received either their first dose or have completed the series for a COVID-19 vaccine. A person can only be counted in one category, first dose or series complete.

COVID-19 doses administered in Florida

Doses administered 2,036,038

Total number of doses of the COVID-19 vaccine that have been administered in Florida.

Persons vaccinated for COVID-19 in Florida

Total people vaccinated 1,707,692

First dose 1,379,346

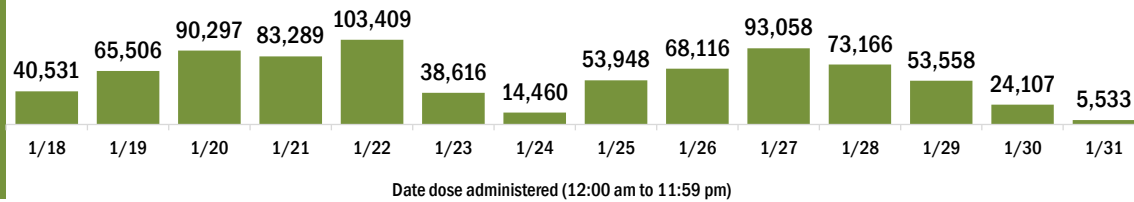
Series completed 328,346

First dose: received their first dose of the COVID-19 vaccine.

Series complete: received all recommended doses of the COVID-19 vaccine to be considered fully immunized.

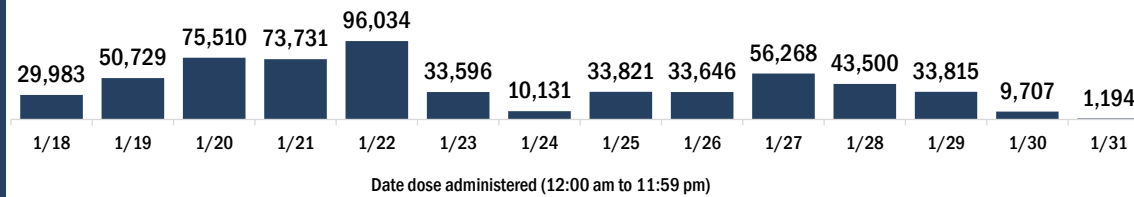
Demographic summary	First dose	Series complete	Total people vaccinated
Age group	1,379,346	328,346	1,707,692
16-24 years	16,486	7,404	23,890
25-34 years	45,725	37,142	82,867
35-44 years	56,741	44,500	101,241
45-54 years	70,293	49,730	120,023
55-64 years	99,189	54,520	153,709
65-74 years	605,750	73,156	678,906
75-84 years	349,866	40,426	390,292
85+ years	135,296	21,468	156,764
Race	1,379,346	328,346	1,707,692
American Indian/Alaskan	4,790	1,012	5,802
Black	65,957	17,303	83,260
Other	174,921	77,689	252,610
Unknown	247,934	36,206	284,140
White	885,744	196,136	1,081,880
Other race includes Asian, native Hawaiian/Pacific Islander, or other.			
Ethnicity	1,379,346	328,346	1,707,692
Hispanic	103,220	37,067	140,287
Non-Hispanic	637,808	163,704	801,512
Unknown	638,318	127,575	765,893
Gender	1,379,346	328,346	1,707,692
Female	791,574	199,246	990,820
Male	580,494	128,507	709,001
Unknown	7,278	593	7,871

COVID-19 doses administered for the past 2 weeks

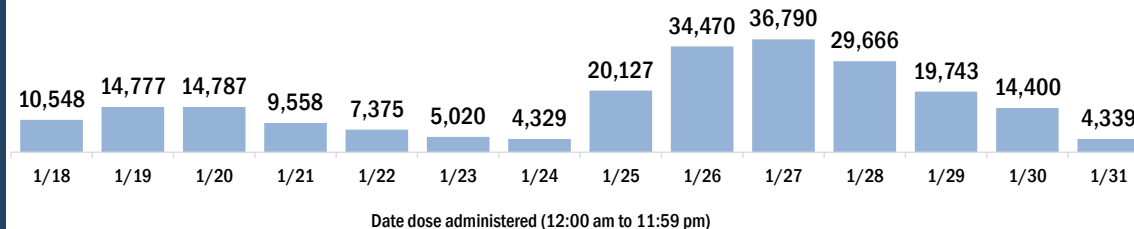


Persons vaccinated for COVID-19 for the past 2 weeks

Number of persons who received their first dose of the COVID-19 vaccine



Number of persons who received their second dose and completed the COVID-19 vaccine series



COVID-19: vaccine summary

Vaccination data through Jan 31, 2021 as of Feb 1, 2021 at 12:05 AM

Data in this report are provisional and subject to change.

This table is the number of people who received their first dose or completed their COVID-19 vaccine series yesterday and cumulatively by county of residence.

County of residence	Yesterday (Jan 31)			Cumulative		
	First dose	Series complete	Total people vaccinated	First dose	Series complete	Total people vaccinated
Alachua	3	89	92	20,916	11,288	32,204
Baker	0	0	0	1,380	200	1,580
Bay	0	0	0	12,757	697	13,454
Bradford	0	0	0	1,439	207	1,646
Brevard	40	0	40	37,181	8,479	45,660
Broward	70	414	484	112,301	31,738	144,039
Calhoun	0	0	0	1,272	183	1,455
Charlotte	0	2	2	12,745	2,546	15,291
Citrus	0	29	29	12,935	1,733	14,668
Clay	0	1	1	10,692	2,858	13,550
Collier	11	5	16	34,112	4,567	38,679
Columbia	0	1	1	4,199	424	4,623
Dade	831	2,853	3,684	124,323	53,350	177,673
Desoto	0	0	0	2,199	237	2,436
Dixie	0	0	0	867	41	908
Duval	2	2	4	64,789	15,752	80,541
Escambia	0	0	0	22,825	4,279	27,104
Flagler	0	0	0	9,020	1,515	10,535
Franklin	1	0	1	1,288	55	1,343
Gadsden	9	0	9	4,017	796	4,813
Gilchrist	0	0	0	1,159	227	1,386
Glades	0	1	1	588	14	602
Gulf	0	0	0	1,559	42	1,601
Hamilton	0	0	0	1,124	23	1,147
Hardee	0	0	0	1,222	116	1,338
Hendry	0	0	0	1,845	188	2,033
Hernando	1	2	3	12,422	1,830	14,252
Highlands	0	2	2	5,263	786	6,049
Hillsborough	0	21	21	57,205	20,264	77,469
Holmes	0	0	0	1,070	466	1,536
Indian River	0	9	9	17,341	1,669	19,010
Jackson	0	0	0	4,160	787	4,947
Jefferson	2	0	2	1,499	184	1,683
Lafayette	0	0	0	610	47	657
Lake	0	24	24	28,427	8,486	36,913
Lee	5	0	5	48,727	12,516	61,243
Leon	69	19	88	22,311	6,817	29,128
Levy	1	3	4	2,310	289	2,599
Liberty	0	0	0	696	32	728
Madison	0	0	0	1,927	153	2,080
Manatee	0	5	5	21,020	5,775	26,795
Marion	42	320	362	26,830	4,170	31,000
Martin	1	2	3	16,218	2,806	19,024
Monroe	7	11	18	6,221	557	6,778
Nassau	51	1	52	8,294	1,067	9,361
Okaloosa	0	0	0	13,991	1,785	15,776
Okeechobee	0	0	0	2,308	382	2,690
Orange	2	14	16	64,707	20,589	85,296
Osceola	0	2	2	15,481	3,655	19,136
Out-Of-State	2	31	33	50,392	4,730	55,122
Palm Beach	31	362	393	140,115	20,790	160,905
Pasco	1	6	7	22,936	6,513	29,449
Pinellas	0	6	6	59,819	15,806	75,625
Polk	3	75	78	30,194	4,866	35,060
Putnam	0	1	1	4,043	391	4,434
Santa Rosa	0	0	0	14,724	1,684	16,408
Sarasota	1	14	15	32,858	8,047	40,905
Seminole	1	0	1	27,616	8,426	36,042
St. Johns	0	0	0	26,714	5,496	32,210
St. Lucie	1	2	3	21,589	2,844	24,433
Sumter	0	5	5	17,385	955	18,340
Suwannee	0	0	0	3,188	357	3,545
Taylor	0	0	0	1,620	83	1,703
Union	0	0	0	775	93	868
Unknown	1	3	4	1,206	299	1,505
Volusia	1	2	3	35,880	9,188	45,068
Wakulla	4	0	4	2,727	413	3,140
Walton	0	0	0	6,280	322	6,602
Washington	0	0	0	1,493	376	1,869
Total	1,194	4,339	5,533	1,379,346	328,346	1,707,692