

COVID-19: vaccine summary

Vaccination data through Jan 28, 2021 as of Jan 29, 2021 at 01:24 AM

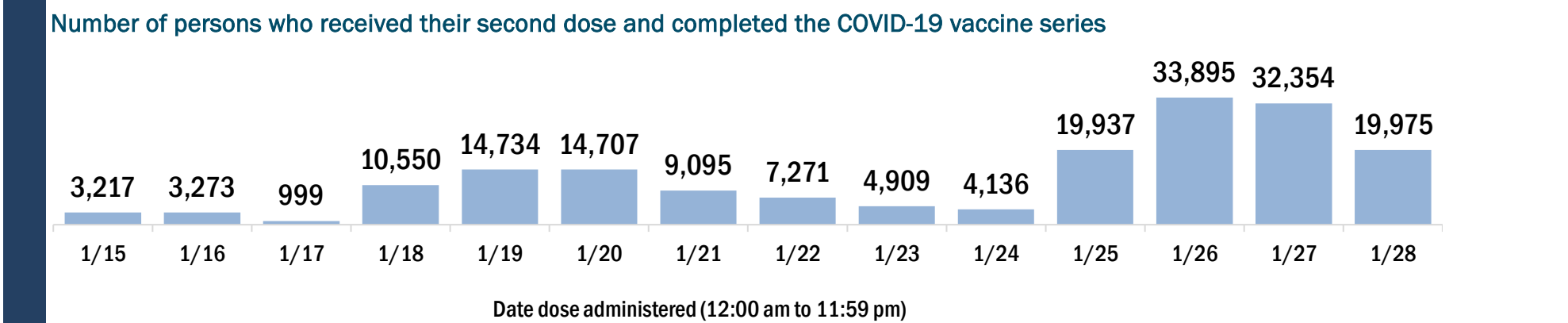
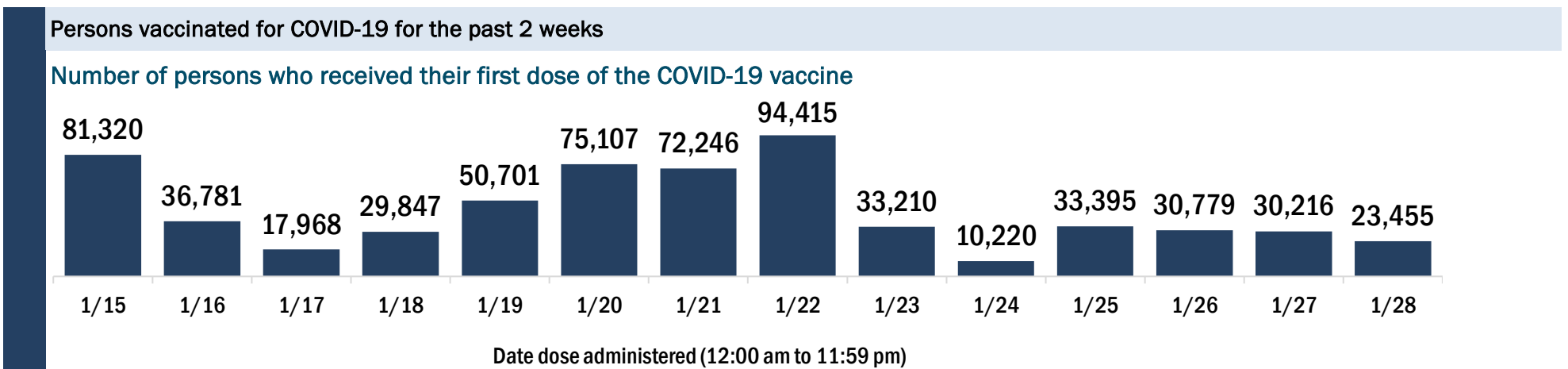
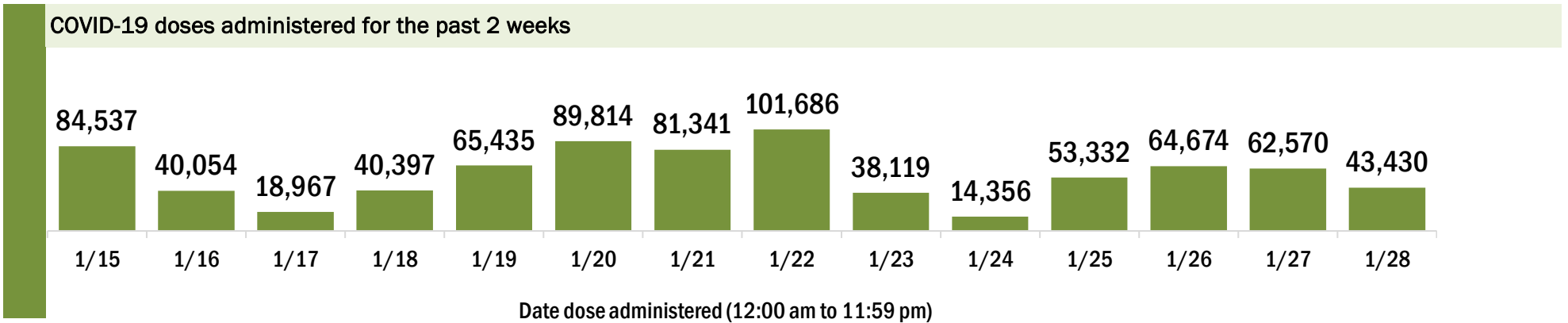
Data in this report are provisional and subject to change.

Data in this summary pertain to COVID-19 vaccines approved by the U.S. Food and Drug Administration and have been issued an Emergency Use Authorization. These data summarize the number of people who have received either their first dose or have completed the series for a COVID-19 vaccine. A person can only be counted in one category, first dose or series complete.

COVID-19 doses administered in Florida	
Doses administered	1,879,244
Total number of doses of the COVID-19 vaccine that have been administered in Florida.	

Persons vaccinated for COVID-19 in Florida	
Total people vaccinated	1,605,995
First dose	1,332,746
Series completed	273,249
First dose: received their first dose of the COVID-19 vaccine.	
Series complete: received all recommended doses of the COVID-19 vaccine to be considered fully immunized.	

Demographic summary	First dose	Series complete	Total people vaccinated
Age group	1,332,746	273,249	1,605,995
16-24 years	16,799	6,526	23,325
25-34 years	46,751	34,525	81,276
35-44 years	58,073	41,206	99,279
45-54 years	71,814	45,605	117,419
55-64 years	99,175	49,279	148,454
65-74 years	577,324	52,057	629,381
75-84 years	332,175	27,908	360,083
85+ years	130,635	16,143	146,778
Race	1,332,746	273,249	1,605,995
American Indian/Alaskan	4,630	844	5,474
Black	63,833	15,110	78,943
Other	177,287	64,727	242,014
Unknown	229,901	31,473	261,374
White	857,095	161,095	1,018,190
Other race includes Asian, native Hawaiian/Pacific Islander, or other.			
Ethnicity	1,332,746	273,249	1,605,995
Hispanic	104,976	28,059	133,035
Non-Hispanic	623,636	131,362	754,998
Unknown	604,134	113,828	717,962
Gender	1,332,746	273,249	1,605,995
Female	766,227	166,282	932,509
Male	559,303	106,391	665,694
Unknown	7,216	576	7,792



COVID-19: vaccine summary

Vaccination data through Jan 28, 2021 as of Jan 29, 2021 at 01:24 AM

Data in this report are provisional and subject to change.

This table is the number of people who received their first dose or completed their COVID-19 vaccine series yesterday and cumulatively by county of residence.

County of residence	Yesterday (Jan 28)			Cumulative		
	First dose	Series complete	Total people vaccinated	First dose	Series complete	Total people vaccinated
Alachua	401	535	936	20,261	10,227	30,488
Baker	12	3	15	1,373	189	1,562
Bay	243	34	277	12,366	541	12,907
Bradford	75	5	80	1,317	172	1,489
Brevard	116	63	179	34,679	7,335	42,014
Broward	2,028	2,132	4,160	111,348	28,799	140,147
Calhoun	91	3	94	1,288	116	1,404
Charlotte	243	90	333	11,768	1,981	13,749
Citrus	40	76	116	11,723	1,448	13,171
Clay	246	103	349	10,192	2,594	12,786
Collier	70	413	483	29,386	4,252	33,638
Columbia	350	13	363	4,184	274	4,458
Dade	2,474	4,879	7,353	129,533	41,045	170,578
Desoto	90	55	145	2,191	205	2,396
Dixie	28	0	28	854	35	889
Duval	1,025	488	1,513	64,204	13,789	77,993
Escambia	310	46	356	22,347	2,911	25,258
Flagler	298	34	332	8,323	955	9,278
Franklin	5	1	6	1,179	28	1,207
Gadsden	145	22	167	4,043	187	4,230
Gilchrist	57	4	61	1,180	159	1,339
Glades	7	1	8	583	12	595
Gulf	108	0	108	1,560	27	1,587
Hamilton	4	2	6	1,126	17	1,143
Hardee	0	3	3	1,258	58	1,316
Hendry	50	10	60	1,852	78	1,930
Hernando	260	262	522	11,875	1,606	13,481
Highlands	437	21	458	5,302	702	6,004
Hillsborough	638	1,834	2,472	56,806	17,097	73,903
Holmes	3	2	5	1,059	453	1,512
Indian River	200	129	329	14,629	1,356	15,985
Jackson	254	14	268	4,287	554	4,841
Jefferson	57	10	67	1,501	127	1,628
Lafayette	12	1	13	609	47	656
Lake	346	633	979	28,331	6,566	34,897
Lee	197	491	688	45,813	9,521	55,334
Leon	493	1,030	1,523	23,602	3,855	27,457
Levy	42	14	56	2,136	256	2,392
Liberty	7	2	9	696	23	719
Madison	27	5	32	1,945	85	2,030
Manatee	995	135	1,130	20,033	5,175	25,208
Marion	708	65	773	25,686	3,236	28,922
Martin	117	118	235	14,644	2,095	16,739
Monroe	114	19	133	5,934	485	6,419
Nassau	138	55	193	7,538	897	8,435
Okaloosa	670	127	797	14,001	1,297	15,298
Okeechobee	3	20	23	2,270	366	2,636
Orange	658	548	1,206	62,537	18,499	81,036
Osceola	508	80	588	13,626	3,236	16,862
Out-Of-State	485	216	701	49,410	3,659	53,069
Palm Beach	792	1,248	2,040	132,667	17,513	150,180
Pasco	373	900	1,273	21,969	6,107	28,076
Pinellas	1,991	880	2,871	57,755	14,602	72,357
Polk	902	209	1,111	27,992	4,052	32,044
Putnam	62	8	70	4,039	264	4,303
Santa Rosa	247	57	304	14,253	1,387	15,640
Sarasota	1,073	232	1,305	32,647	6,716	39,363
Seminole	404	694	1,098	27,632	6,666	34,298
St. Johns	189	123	312	25,196	4,845	30,041
St. Lucie	112	90	202	19,732	2,273	22,005
Sumter	246	44	290	15,652	692	16,344
Suwannee	201	2	203	3,190	333	3,523
Taylor	32	4	36	1,562	71	1,633
Union	4	3	7	780	42	822
Unknown	18	22	40	1,083	256	1,339
Volusia	521	576	1,097	32,181	8,119	40,300
Wakulla	340	17	357	2,866	148	3,014
Walton	55	11	66	5,656	183	5,839
Washington	8	9	17	1,506	353	1,859
Total	23,455	19,975	43,430	1,332,746	273,249	1,605,995