

COVID-19: vaccine summary

Vaccination data through Jan 22, 2021 as of Jan 23, 2021 at 12:05 AM

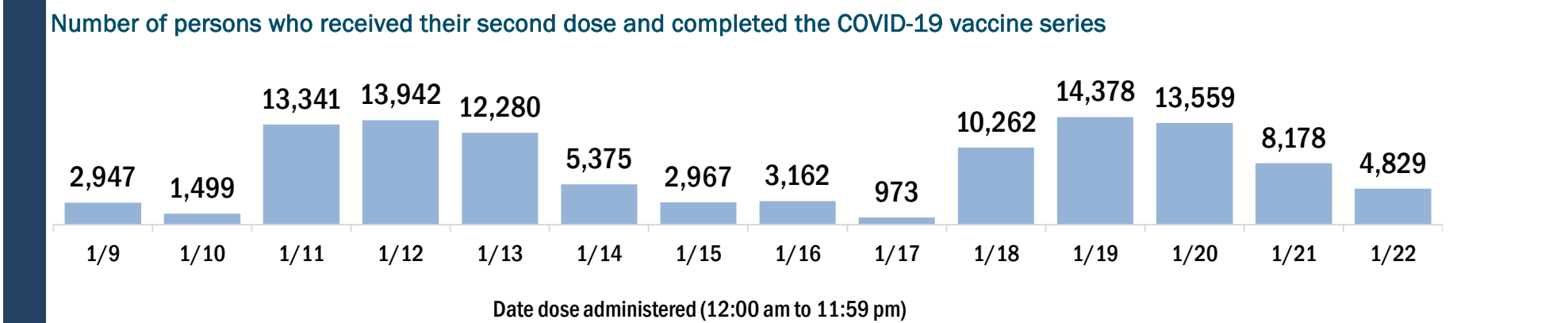
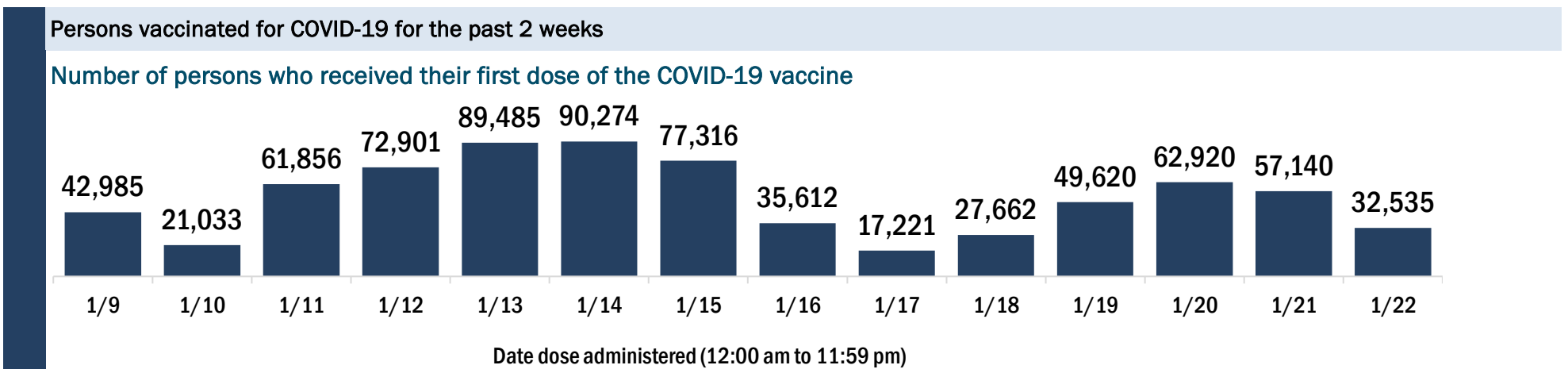
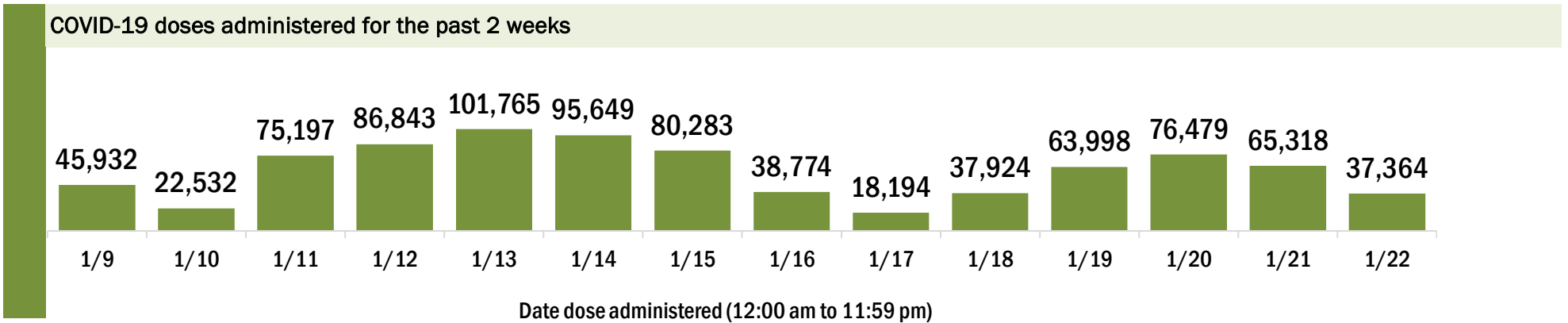
Data in this report are provisional and subject to change.

Data in this summary pertain to COVID-19 vaccines approved by the U.S. Food and Drug Administration and have been issued an Emergency Use Authorization. These data summarize the number of people who have received either their first dose or have completed the series for a COVID-19 vaccine. A person can only be counted in one category, first dose or series complete.

COVID-19 doses administered in Florida	
Doses administered	1,479,622
Total number of doses of the COVID-19 vaccine that have been administered in Florida.	

Persons vaccinated for COVID-19 in Florida	
Total people vaccinated	1,328,175
First dose	1,176,728
Series completed	151,447
First dose: received their first dose of the COVID-19 vaccine.	
Series complete: received all recommended doses of the COVID-19 vaccine to be considered fully immunized.	

Demographic summary	First dose	Series complete	Total people vaccinated
Age group	1,176,728	151,447	1,328,175
16-24 years	16,939	3,966	20,905
25-34 years	51,854	23,718	75,572
35-44 years	64,167	27,810	91,977
45-54 years	78,049	29,555	107,604
55-64 years	101,986	30,757	132,743
65-74 years	479,644	17,119	496,763
75-84 years	275,720	9,652	285,372
85+ years	108,369	8,870	117,239
Race	1,176,728	151,447	1,328,175
American Indian/Alaskan	4,302	415	4,717
Black	56,802	9,098	65,900
Other	166,770	42,401	209,171
Unknown	186,633	18,403	205,036
White	762,221	81,130	843,351
Other race includes Asian, native Hawaiian/Pacific Islander, or other.			
Ethnicity	1,176,728	151,447	1,328,175
Hispanic	98,494	14,271	112,765
Non-Hispanic	552,486	68,126	620,612
Unknown	525,748	69,050	594,798
Gender	1,176,728	151,447	1,328,175
Female	680,104	92,188	772,292
Male	489,960	58,812	548,772
Unknown	6,664	447	7,111



COVID-19: vaccine summary

Vaccination data through Jan 22, 2021 as of Jan 23, 2021 at 12:05 AM

Data in this report are provisional and subject to change.

This table is the number of people who received their first dose or completed their COVID-19 vaccine series yesterday and cumulatively by county of residence.

County of residence	Yesterday (Jan 22)			Cumulative		
	First dose	Series complete	Total people vaccinated	First dose	Series complete	Total people vaccinated
Alachua	824	355	1,179	19,567	7,069	26,636
Baker	23	2	25	1,241	73	1,314
Bay	355	33	388	10,075	234	10,309
Bradford	171	2	173	1,215	126	1,341
Brevard	293	120	413	28,156	2,702	30,858
Broward	3,342	253	3,595	102,903	17,276	120,179
Calhoun	4	2	6	1,197	94	1,291
Charlotte	258	2	260	9,023	699	9,722
Citrus	96	79	175	9,400	598	9,998
Clay	271	82	353	9,653	1,645	11,298
Collier	192	6	198	20,822	2,308	23,130
Columbia	63	25	88	3,697	165	3,862
Dade	3,768	771	4,539	125,986	23,266	149,252
Desoto	5	1	6	2,131	37	2,168
Dixie	13	0	13	699	26	725
Duval	1,011	94	1,105	60,051	9,391	69,442
Escambia	461	118	579	20,221	1,563	21,784
Flagler	76	4	80	6,455	682	7,137
Franklin	40	5	45	1,106	16	1,122
Gadsden	308	1	309	3,471	48	3,519
Gilchrist	43	4	47	996	128	1,124
Glades	30	0	30	508	1	509
Gulf	72	1	73	1,314	9	1,323
Hamilton	4	3	7	1,013	8	1,021
Hardee	81	1	82	1,206	27	1,233
Hendry	31	3	34	1,675	21	1,696
Hernando	126	159	285	10,534	838	11,372
Highlands	107	33	140	3,835	404	4,239
Hillsborough	1,098	460	1,558	48,124	11,361	59,485
Holmes	4	1	5	1,112	149	1,261
Indian River	196	22	218	11,705	693	12,398
Jackson	9	65	74	4,287	179	4,466
Jefferson	42	2	44	1,402	26	1,428
Lafayette	30	0	30	566	33	599
Lake	891	56	947	28,845	2,083	30,928
Lee	180	117	297	36,938	4,491	41,429
Leon	933	89	1,022	22,761	1,079	23,840
Levy	130	9	139	1,788	146	1,934
Liberty	1	0	1	609	13	622
Madison	14	0	14	1,809	11	1,820
Manatee	1,056	25	1,081	18,776	1,995	20,771
Marion	905	234	1,139	21,110	1,936	23,046
Martin	328	91	419	11,259	996	12,255
Monroe	298	9	307	5,174	323	5,497
Nassau	647	3	650	6,649	501	7,150
Okaloosa	387	49	436	11,022	493	11,515
Okeechobee	12	22	34	1,993	267	2,260
Orange	1,068	119	1,187	58,535	12,394	70,929
Osceola	530	7	537	12,602	1,437	14,039
Out-Of-State	756	23	779	43,589	1,717	45,306
Palm Beach	2,710	463	3,173	112,923	7,213	120,136
Pasco	784	218	1,002	20,273	3,191	23,464
Pinellas	2,488	224	2,712	50,125	9,444	59,569
Polk	927	25	952	23,508	2,439	25,947
Putnam	85	2	87	3,146	160	3,306
Santa Rosa	199	68	267	12,955	677	13,632
Sarasota	591	7	598	27,124	3,580	30,704
Seminole	217	18	235	25,427	3,812	29,239
St. Johns	341	25	366	21,209	3,098	24,307
St. Lucie	166	135	301	16,805	1,179	17,984
Sumter	591	8	599	12,674	307	12,981
Suwannee	82	4	86	2,379	73	2,452
Taylor	184	1	185	1,318	59	1,377
Union	88	1	89	760	32	792
Unknown	32	12	44	1,012	174	1,186
Volusia	946	46	992	27,473	4,061	31,534
Wakulla	154	4	158	2,450	46	2,496
Walton	363	0	363	4,847	54	4,901
Washington	4	6	10	1,515	71	1,586
Total	32,535	4,829	37,364	1,176,728	151,447	1,328,175