

COVID-19: vaccine summary

Vaccination data through Jan 19, 2021 as of Jan 20, 2021 at 12:20 AM

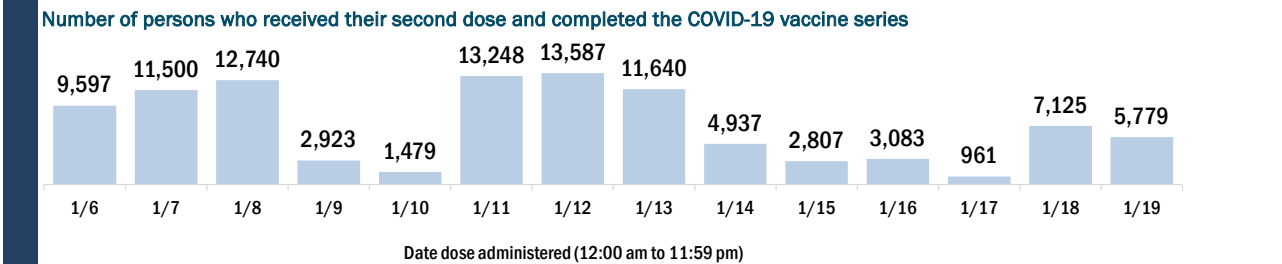
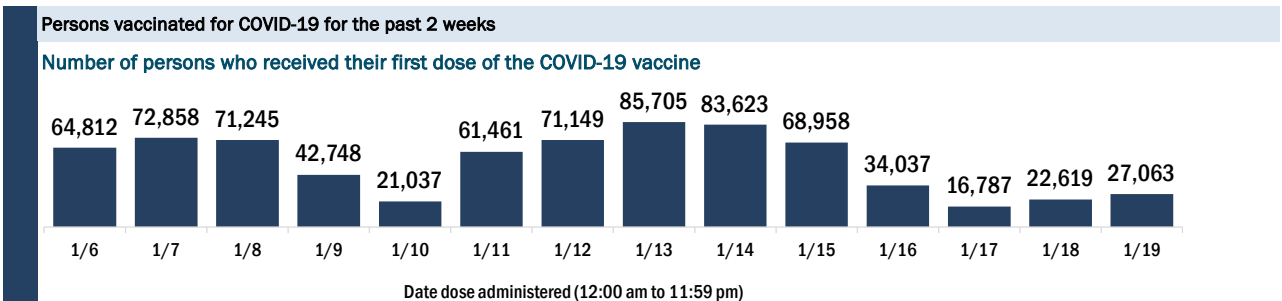
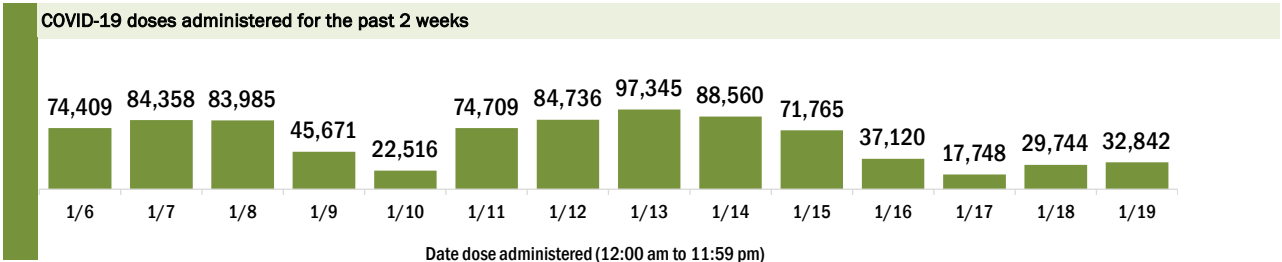
Data in this report are provisional and subject to change.

Data in this summary pertain to COVID-19 vaccines approved by the U.S. Food and Drug Administration and have been issued an Emergency Use Authorization. These data summarize the number of people who have received either their first dose or have completed the series for a COVID-19 vaccine. A person can only be counted in one category, first dose or series complete.

COVID-19 doses administered in Florida	
Doses administered	1,233,593
Total number of doses of the COVID-19 vaccine that have been administered in Florida.	

Persons vaccinated for COVID-19 in Florida	
Total people vaccinated	1,122,405
First dose	1,011,217
Series completed	111,188
First dose: received their first dose of the COVID-19 vaccine.	
Series complete: received all recommended doses of the COVID-19 vaccine to be considered fully immunized.	

Demographic summary	First dose	Series complete	Total people vaccinated
Age group	1,011,217	111,188	1,122,405
16-24 years	15,944	3,004	18,948
25-34 years	51,899	18,938	70,837
35-44 years	64,023	21,993	86,016
45-54 years	77,023	22,426	99,449
55-64 years	97,375	22,612	119,987
65-74 years	389,589	11,509	401,098
75-84 years	224,667	5,687	230,354
85+ years	90,697	5,019	95,716
Race	1,011,217	111,188	1,122,405
American Indian/Alaskan	3,662	326	3,988
Black	48,632	7,284	55,916
Other	154,059	29,042	183,101
Unknown	156,661	11,854	168,515
White	648,203	62,682	710,885
Other race includes Asian, native Hawaiian/Pacific Islander, or other.			
Ethnicity	1,011,217	111,188	1,122,405
Hispanic	85,734	11,026	96,760
Non-Hispanic	470,898	46,997	517,895
Unknown	454,585	53,165	507,750
Gender	1,011,217	111,188	1,122,405
Female	587,928	66,694	654,622
Male	417,349	44,124	461,473
Unknown	5,940	370	6,310



COVID-19: vaccine summary

Vaccination data through Jan 19, 2021 as of Jan 20, 2021 at 12:20 AM

Data in this report are provisional and subject to change.

Number of people who received their first dose or completed their COVID-19 vaccine series yesterday and cumulatively

County of residence	Yesterday (Jan 19)			Cumulative		
	First dose	Series complete	Total people vaccinated	First dose	Series complete	Total people vaccinated
Alachua	708	157	865	17,195	6,027	23,222
Baker	14	0	14	1,063	60	1,123
Bay	86	0	86	8,432	76	8,508
Bradford	11	0	11	1,003	84	1,087
Brevard	944	13	957	26,189	962	27,151
Broward	2,453	1,015	3,468	85,313	14,777	100,090
Calhoun	17	0	17	1,048	3	1,051
Charlotte	299	10	309	7,617	385	8,002
Citrus	90	34	124	8,382	205	8,587
Clay	225	6	231	8,537	993	9,530
Collier	117	9	126	17,487	1,048	18,535
Columbia	35	4	39	2,974	95	3,069
Dade	4,031	1,201	5,232	112,372	17,784	130,156
Desoto	20	0	20	1,978	28	2,006
Dixie	27	0	27	582	13	595
Duval	1,316	74	1,390	47,429	7,959	55,388
Escambia	189	40	229	17,368	579	17,947
Flagler	18	23	41	4,723	623	5,346
Franklin	87	0	87	926	6	932
Gadsden	85	2	87	2,665	23	2,688
Gilchrist	42	1	43	912	79	991
Glades	14	0	14	463	0	463
Gulf	120	0	120	1,113	2	1,115
Hamilton	0	0	0	833	4	837
Hardee	34	0	34	947	20	967
Hendry	45	2	47	1,434	8	1,442
Hernando	113	11	124	9,416	348	9,764
Highlands	126	3	129	3,196	354	3,550
Hillsborough	882	516	1,398	43,935	9,176	53,111
Holmes	4	0	4	1,137	1	1,138
Indian River	193	3	196	8,182	470	8,652
Jackson	18	2	20	4,058	7	4,065
Jefferson	46	2	48	1,225	7	1,232
Lafayette	8	0	8	484	3	487
Lake	137	9	146	24,132	1,413	25,545
Lee	238	172	410	34,698	2,023	36,721
Leon	749	79	828	20,526	340	20,866
Levy	100	8	108	1,475	118	1,593
Liberty	0	0	0	537	3	540
Madison	27	1	28	1,562	7	1,569
Manatee	242	46	288	16,793	746	17,539
Marion	725	68	793	18,317	939	19,256
Martin	205	22	227	8,926	554	9,480
Monroe	228	10	238	4,209	272	4,481
Nassau	200	3	203	5,205	383	5,588
Okaloosa	461	7	468	9,929	126	10,055
Okeechobee	21	33	54	1,619	40	1,659
Orange	1,602	35	1,637	52,494	11,129	63,623
Osceola	110	5	115	10,342	1,355	11,697
Out-Of-State	704	31	735	38,153	1,061	39,214
Palm Beach	3,688	558	4,246	96,541	4,034	100,575
Pasco	565	137	702	17,660	2,175	19,835
Pinellas	1,960	583	2,543	41,243	8,490	49,733
Polk	746	345	1,091	18,886	1,807	20,693
Putnam	40	3	43	2,276	134	2,410
Santa Rosa	81	30	111	11,743	217	11,960
Sarasota	292	44	336	25,767	920	26,687
Seminole	618	44	662	22,254	3,456	25,710
St. Johns	160	19	179	17,689	2,664	20,353
St. Lucie	182	22	204	13,938	621	14,559
Sumter	205	2	207	10,267	165	10,432
Suwannee	27	0	27	1,801	56	1,857
Taylor	33	0	33	1,138	2	1,140
Union	11	2	13	653	29	682
Unknown	29	1	30	904	96	1,000
Volusia	168	328	496	21,934	3,581	25,515
Wakulla	49	4	53	1,965	12	1,977
Walton	42	0	42	3,686	9	3,695
Washington	1	0	1	1,337	2	1,339
Total	27,063	5,779	32,842	1,011,217	111,188	1,122,405