

Coronavirus: summary for Alachua County

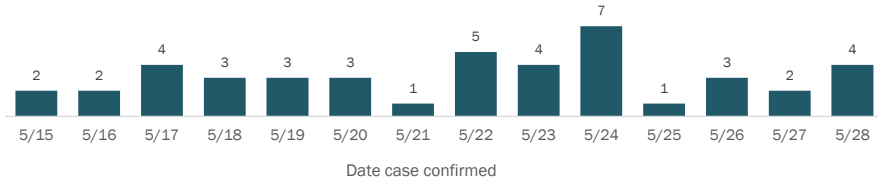
Data for May 29, 2020 (verified at 10 AM)

Data in this report are provisional and subject to change.

Confirmed cases

Total cases	378
Florida residents	359
Non-Florida residents	19
Gender for Florida residents	
Men	145
Women	214
Unknown	0
Age for Florida residents	
Range	0 - 118
Median age	47

Cases confirmed in Florida residents per day



Race, ethnicity	Cases	Hospitalizations	Deaths
White	143 (40%)	30 (41%)	2 (29%)
Hispanic	13 (4%)	0 (0%)	0 (0%)
Non-Hispanic	126 (35%)	29 (39%)	2 (29%)
Unknown ethnicity	4 (1%)	1 (1%)	0 (0%)
Black	134 (37%)	37 (50%)	5 (71%)
Hispanic	1 (0%)	0 (0%)	0 (0%)
Non-Hispanic	132 (37%)	36 (49%)	5 (71%)
Unknown ethnicity	1 (0%)	1 (1%)	0 (0%)
Other	28 (8%)	1 (1%)	0 (0%)
Hispanic	15 (4%)	1 (1%)	0 (0%)
Non-Hispanic	12 (3%)	0 (0%)	0 (0%)
Unknown ethnicity	1 (0%)	0 (0%)	0 (0%)
Unknown race	54 (15%)	6 (8%)	0 (0%)
Hispanic	4 (1%)	0 (0%)	0 (0%)
Non-Hispanic	0 (0%)	0 (0%)	0 (0%)
Unknown ethnicity	50 (14%)	6 (8%)	0 (0%)
Total	359	74	7

Outcomes for Florida residents

Alachua	
Hospitalizations	74 (21% of all cases)
Deaths	7 (2% of all cases)

Statewide

Hospitalizations	9,982 (19% of all cases)
Deaths	2,413 (5% of all cases)

Cases in facility staff/residents

Alachua	
Long-term care	69 (19% of all cases)
Correctional	1 (0% of all cases)

Statewide

Long-term care	8,826 (17% of all cases)
Correctional	2,504 (5% of all cases)

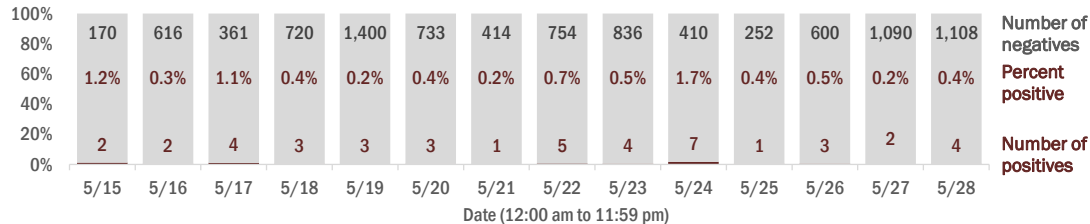
Hospitalization counts include anyone who was hospitalized at some point during their illness. It does not reflect the number of people currently hospitalized.

Other race includes any person with a race of American Indian/Alaskan native, Asian, native Hawaiian/Pacific Islander, or other.

Laboratory testing for Florida residents and non-Florida residents over the past 2 weeks

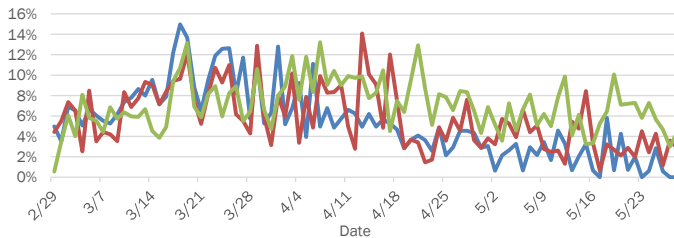
Number and percent of positive labs

These counts include the number of people for whom the department received laboratory results by day. This percent is the number of people who test positive for the first time divided by all the people tested that day, excluding people who have previously tested positive.

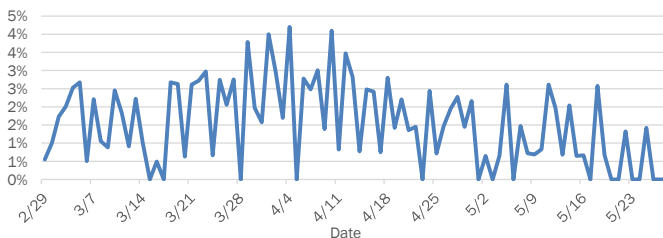


Emergency department (ED) chief complaint and admission data for Alachua County

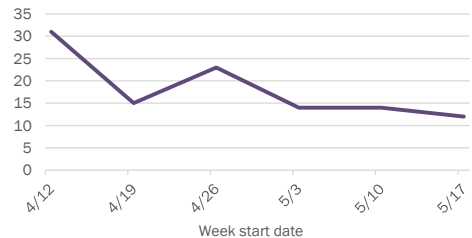
Daily percent of ED visits mentioning cough, fever, or shortness of breath



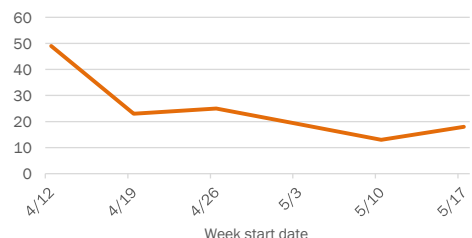
Daily percent of ED visits resulting in cough-associated admissions



Weekly count of ED visits for influenza-like illness



Weekly count of ED visits for COVID-like illness



The Electronic Surveillance System for the Early Notification of Community-Based Epidemics (ESSENCE-FL) includes chief complaint data from 211 of 212 Florida EDs. Data are transmitted electronically to ESSENCE-FL daily or hourly.

Coronavirus: summary for Baker County

Data for May 29, 2020 (verified at 10 AM)

Data in this report are provisional and subject to change.

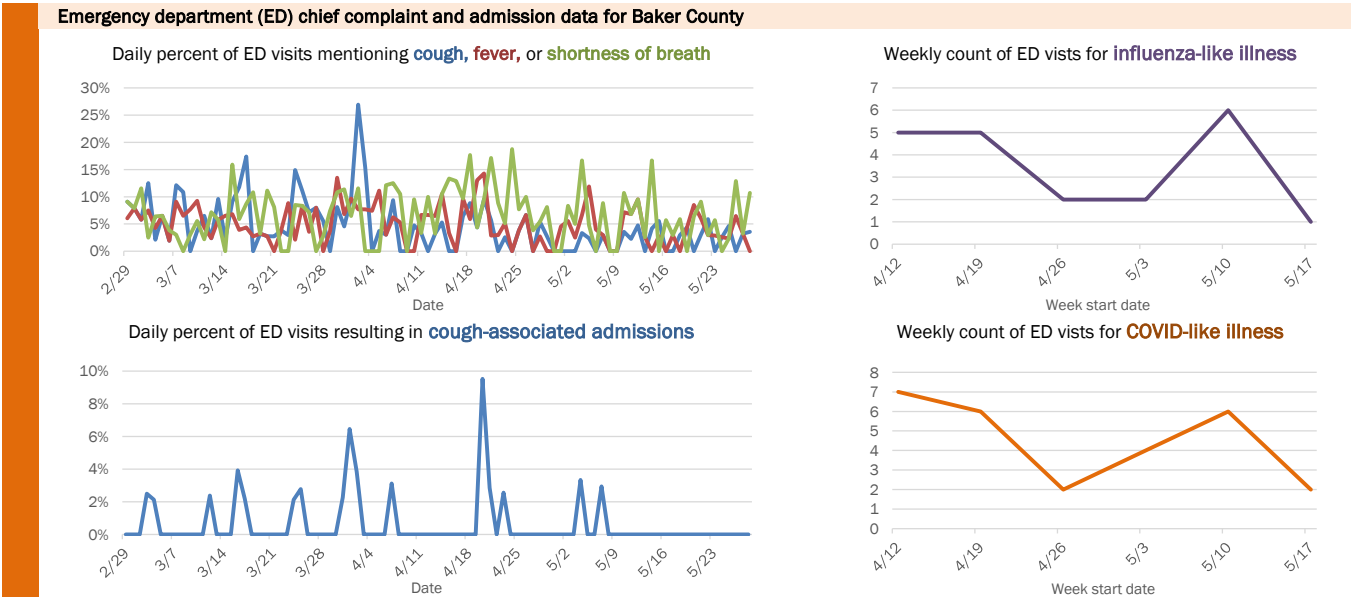
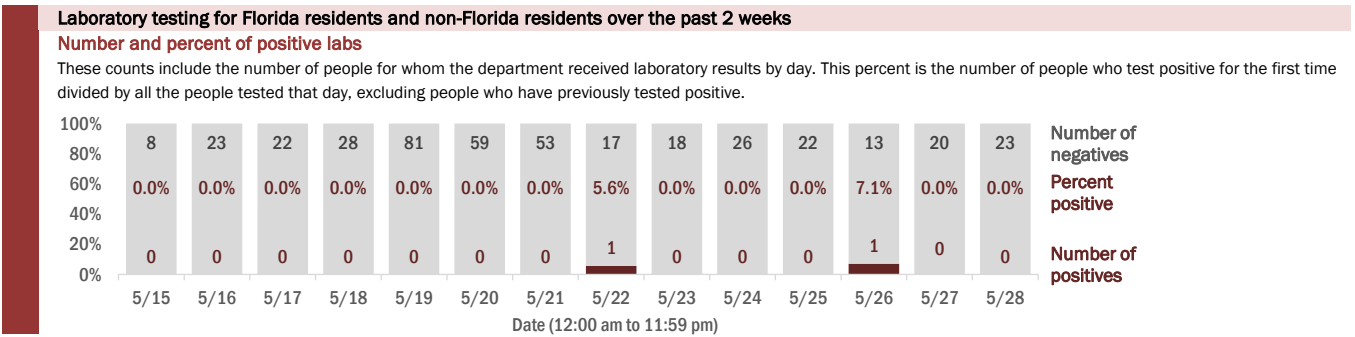
Confirmed cases				Cases confirmed in Florida residents per day									
Total cases	28												
Florida residents	28												
Non-Florida residents	0												
Gender for Florida residents													
Men	10												
Women	18												
Unknown	0												
Age for Florida residents													
Range	20 - 97												
Median age	65												
Race, ethnicity		Cases		Hospitalizations		Deaths							
White	20	71%	7	70%	3	100%							
Hispanic	0	0%	0	0%	0	0%							
Non-Hispanic	20	71%	7	70%	3	100%							
Unknown ethnicity	0	0%	0	0%	0	0%							
Black	6	21%	1	10%	0	0%							
Hispanic	0	0%	0	0%	0	0%							
Non-Hispanic	5	18%	1	10%	0	0%							
Unknown ethnicity	1	4%	0	0%	0	0%							
Other	2	7%	2	20%	0	0%							
Hispanic	0	0%	0	0%	0	0%							
Non-Hispanic	2	7%	2	20%	0	0%							
Unknown ethnicity	0	0%	0	0%	0	0%							
Unknown race	0	0%	0	0%	0	0%							
Hispanic	0	0%	0	0%	0	0%							
Non-Hispanic	0	0%	0	0%	0	0%							
Unknown ethnicity	0	0%	0	0%	0	0%							
Total	28		10		3								

Outcomes for Florida residents		
Baker		
Hospitalizations	10	(36% of all cases)
Deaths	3	(11% of all cases)
Statewide		
Hospitalizations	9,982	(19% of all cases)
Deaths	2,413	(5% of all cases)

Cases in facility staff/residents		
Baker		
Long-term care	15	(54% of all cases)
Correctional	0	(0% of all cases)
Statewide		
Long-term care	8,826	(17% of all cases)
Correctional	2,504	(5% of all cases)

Hospitalization counts include anyone who was hospitalized at some point during their illness. It does not reflect the number of people currently hospitalized.

Other race includes any person with a race of American Indian/Alaskan native, Asian, native Hawaiian/Pacific Islander, or other.



The Electronic Surveillance System for the Early Notification of Community-Based Epidemics (ESSENCE-FL) includes chief complaint data from 211 of 212 Florida EDs. Data are transmitted electronically to ESSENCE-FL daily or hourly.

Coronavirus: summary for Bay County

Data for May 29, 2020 (verified at 10 AM)

Data in this report are provisional and subject to change.

Confirmed cases				Cases confirmed in Florida residents per day											
Total cases	98														
Florida residents	96														
Non-Florida residents	2														
Gender for Florida residents															
Men	54														
Women	42														
Unknown	0														
Age for Florida residents															
Range	2 - 93														
Median age	49														
		Date case confirmed													
		5/15	5/16	5/17	5/18	5/19	5/20	5/21	5/22	5/23	5/24	5/25	5/26	5/27	5/28
		3		1	1			6	2	1	2				1

Race, ethnicity	Cases	Hospitalizations	Deaths
White	75	8	3
Hispanic	21	1	0
Non-Hispanic	51	7	3
Unknown ethnicity	3	0	0
Black	11	3	0
Hispanic	0	0	0
Non-Hispanic	11	3	0
Unknown ethnicity	0	0	0
Other	6	2	0
Hispanic	4	1	0
Non-Hispanic	1	1	0
Unknown ethnicity	1	0	0
Unknown race	4	0	0
Hispanic	0	0	0
Non-Hispanic	0	0	0
Unknown ethnicity	4	0	0
Total	96	13	3

Outcomes for Florida residents	
Bay	
Hospitalizations	13 (14% of all cases)
Deaths	3 (3% of all cases)
Statewide	
Hospitalizations	9,982 (19% of all cases)
Deaths	2,413 (5% of all cases)

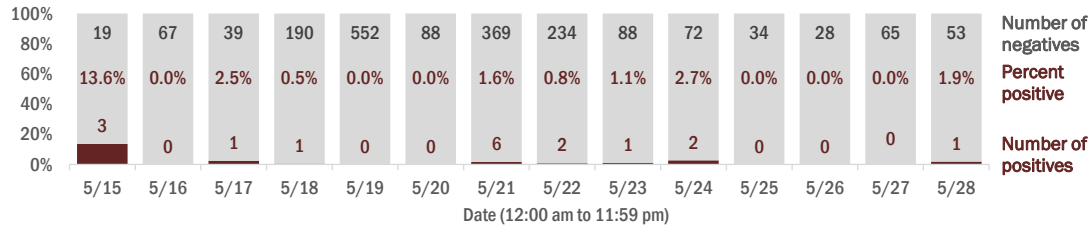
Cases in facility staff/residents	
Bay	
Long-term care	7 (7% of all cases)
Correctional	3 (3% of all cases)
Statewide	
Long-term care	8,826 (17% of all cases)
Correctional	2,504 (5% of all cases)

Hospitalization counts include anyone who was hospitalized at some point during their illness. It does not reflect the number of people currently hospitalized.
Other race includes any person with a race of American Indian/Alaskan native, Asian, native Hawaiian/Pacific Islander, or other.

Laboratory testing for Florida residents and non-Florida residents over the past 2 weeks

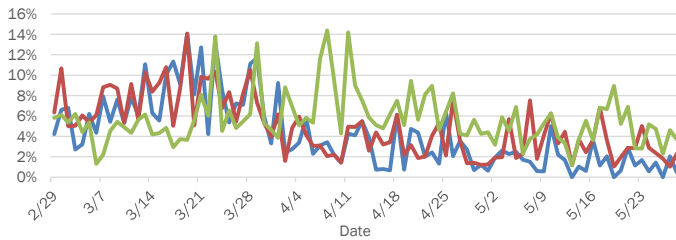
Number and percent of positive labs

These counts include the number of people for whom the department received laboratory results by day. This percent is the number of people who test positive for the first time divided by all the people tested that day, excluding people who have previously tested positive.

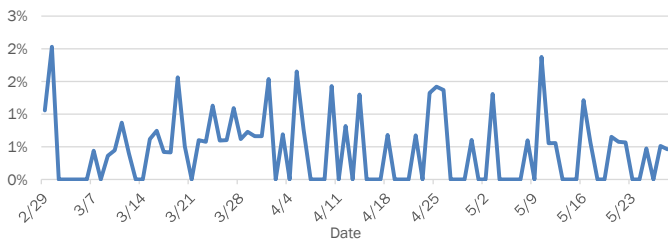


Emergency department (ED) chief complaint and admission data for Bay County

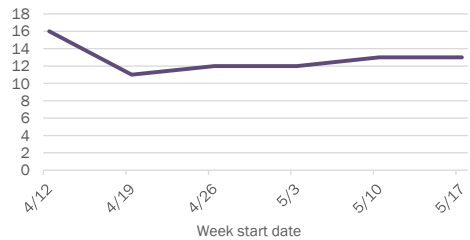
Daily percent of ED visits mentioning cough, fever, or shortness of breath



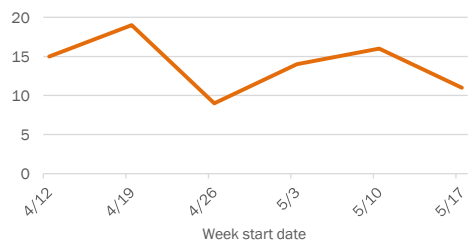
Daily percent of ED visits resulting in cough-associated admissions



Weekly count of ED visits for influenza-like illness



Weekly count of ED visits for COVID-like illness



The Electronic Surveillance System for the Early Notification of Community-Based Epidemics (ESSENCE-FL) includes chief complaint data from 211 of 212 Florida EDs. Data are transmitted electronically to ESSENCE-FL daily or hourly.

Coronavirus: summary for Bradford County

Data for May 29, 2020 (verified at 10 AM)

Data in this report are provisional and subject to change.

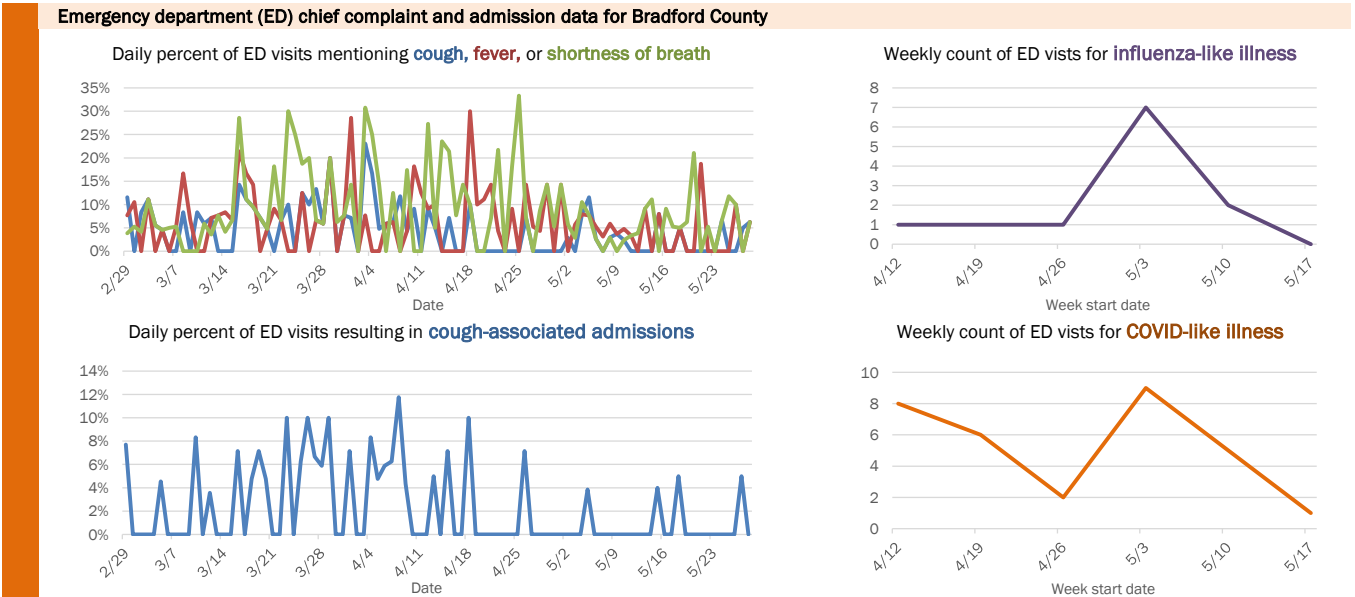
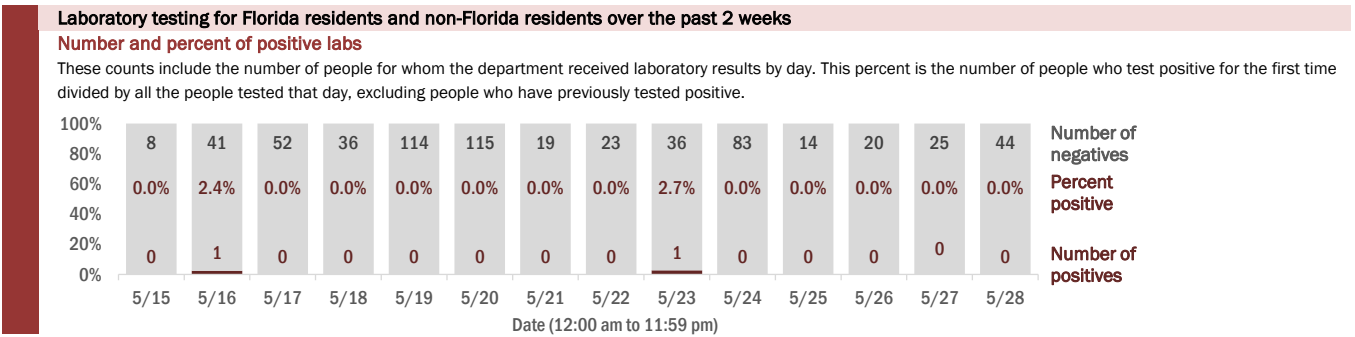
Confirmed cases			Cases confirmed in Florida residents per day																			
Total cases	51																					
Florida residents	51																					
Non-Florida residents	0																					
Gender for Florida residents																						
Men	10																					
Women	41																					
Unknown	0																					
Age for Florida residents																						
Range	8 - 107																					
Median age	72																					
Race, ethnicity			Cases		Hospitalizations		Deaths															
White	45	88%	9	82%	2	100%																
Hispanic	0	0%	0	0%	0	0%																
Non-Hispanic	45	88%	9	82%	2	100%																
Unknown ethnicity	0	0%	0	0%	0	0%																
Black	5	10%	1	9%	0	0%																
Hispanic	0	0%	0	0%	0	0%																
Non-Hispanic	5	10%	1	9%	0	0%																
Unknown ethnicity	0	0%	0	0%	0	0%																
Other	1	2%	1	9%	0	0%																
Hispanic	0	0%	0	0%	0	0%																
Non-Hispanic	1	2%	1	9%	0	0%																
Unknown ethnicity	0	0%	0	0%	0	0%																
Unknown race	0	0%	0	0%	0	0%																
Hispanic	0	0%	0	0%	0	0%																
Non-Hispanic	0	0%	0	0%	0	0%																
Unknown ethnicity	0	0%	0	0%	0	0%																
Total	51		11		2																	

Outcomes for Florida residents		
Bradford		
Hospitalizations	11	(22% of all cases)
Deaths	2	(4% of all cases)
Statewide		
Hospitalizations	9,982	(19% of all cases)
Deaths	2,413	(5% of all cases)

Cases in facility staff/residents		
Bradford		
Long-term care	28	(55% of all cases)
Correctional	0	(0% of all cases)
Statewide		
Long-term care	8,826	(17% of all cases)
Correctional	2,504	(5% of all cases)

Hospitalization counts include anyone who was hospitalized at some point during their illness. It does not reflect the number of people currently hospitalized.

Other race includes any person with a race of American Indian/Alaskan native, Asian, native Hawaiian/Pacific Islander, or other.



The Electronic Surveillance System for the Early Notification of Community-Based Epidemics (ESSENCE-FL) includes chief complaint data from 211 of 212 Florida EDs. Data are transmitted electronically to ESSENCE-FL daily or hourly.

Coronavirus: summary for Brevard County

Data for May 29, 2020 (verified at 10 AM)

Data in this report are provisional and subject to change.

Confirmed cases			Cases confirmed in Florida residents per day													
Total cases	409															
Florida residents	398															
Non-Florida residents	11															
Gender for Florida residents																
Men	185															
Women	213															
Unknown	0															
Age for Florida residents																
Range	0 - 99															
Median age	54															
			5	6	2	2	3	2	4	10	3	7	1	2	5	
			5/15	5/16	5/17	5/18	5/19	5/20	5/21	5/22	5/23	5/24	5/25	5/26	5/27	5/28
			Date case confirmed													
Race, ethnicity			Cases		Hospitalizations		Deaths									
White	294	74%	40	68%	8	67%										
Hispanic	55	14%	3	5%	0	0%										
Non-Hispanic	237	60%	36	61%	8	67%										
Unknown ethnicity	2	1%	1	2%	0	0%										
Black	57	14%	10	17%	4	33%										
Hispanic	5	1%	1	2%	0	0%										
Non-Hispanic	51	13%	8	14%	3	25%										
Unknown ethnicity	1	0%	1	2%	1	8%										
Other	19	5%	8	14%	0	0%										
Hispanic	7	2%	3	5%	0	0%										
Non-Hispanic	11	3%	5	8%	0	0%										
Unknown ethnicity	1	0%	0	0%	0	0%										
Unknown race	28	7%	1	2%	0	0%										
Hispanic	1	0%	1	2%	0	0%										
Non-Hispanic	2	1%	0	0%	0	0%										
Unknown ethnicity	25	6%	0	0%	0	0%										
Total	398		59		12											

Outcomes for Florida residents		
Brevard		
Hospitalizations	59	(15% of all cases)
Deaths	12	(3% of all cases)
Statewide		
Hospitalizations	9,982	(19% of all cases)
Deaths	2,413	(5% of all cases)

Cases in facility staff/residents		
Brevard		
Long-term care	38	(10% of all cases)
Correctional	2	(1% of all cases)
Statewide		
Long-term care	8,826	(17% of all cases)
Correctional	2,504	(5% of all cases)

Hospitalization counts include anyone who was hospitalized at some point during their illness. It does not reflect the number of people currently hospitalized.
Other race includes any person with a race of American Indian/Alaskan native, Asian, native Hawaiian/Pacific Islander, or other.

Laboratory testing for Florida residents and non-Florida residents over the past 2 weeks

Number and percent of positive labs

These counts include the number of people for whom the department received laboratory results by day. This percent is the number of people who test positive for the first time divided by all the people tested that day, excluding people who have previously tested positive.

Date (12:00 am to 11:59 pm)	Number of negatives	Percent positive	Number of positives
5/15	76	6.2%	5
5/16	323	1.8%	6
5/17	479	0.4%	2
5/18	843	0.2%	2
5/19	1,753	0.2%	3
5/20	676	0.3%	2
5/21	775	0.5%	4
5/22	500	2.0%	10
5/23	395	0.8%	3
5/24	866	0.8%	7
5/25	482	0.0%	0
5/26	335	0.3%	1
5/27	411	0.5%	2
5/28	944	0.5%	5

Emergency department (ED) chief complaint and admission data for Brevard County

Daily percent of ED visits mentioning cough, fever, or shortness of breath

Weekly count of ED visits for influenza-like illness

Daily percent of ED visits resulting in cough-associated admissions

Weekly count of ED visits for COVID-like illness

The Electronic Surveillance System for the Early Notification of Community-Based Epidemics (ESSENCE-FL) includes chief complaint data from 211 of 212 Florida EDs. Data are transmitted electronically to ESSENCE-FL daily or hourly.

Coronavirus: summary for Broward County

Data for May 29, 2020 (verified at 10 AM)

Data in this report are provisional and subject to change.

Confirmed cases		Cases confirmed in Florida residents per day				
Total cases	6,975					
Florida residents	6,807					
Non-Florida residents	168					
Gender for Florida residents						
Men	3,362					
Women	3,443					
Unknown	2					
Age for Florida residents						
Range	0 - 102					
Median age	50					
Race, ethnicity		Cases	Hospitalizations	Deaths		
White	3,454	51%	647	44%	164	53%
Hispanic	1,752	26%	237	16%	22	7%
Non-Hispanic	1,690	25%	409	28%	142	46%
Unknown ethnicity	12	0%	1	0%	0	0%
Black	2,540	37%	690	47%	114	37%
Hispanic	159	2%	43	3%	2	1%
Non-Hispanic	2,375	35%	647	44%	112	36%
Unknown ethnicity	6	0%	0	0%	0	0%
Other	663	10%	136	9%	30	10%
Hispanic	338	5%	61	4%	8	3%
Non-Hispanic	319	5%	75	5%	22	7%
Unknown ethnicity	6	0%	0	0%	0	0%
Unknown race	150	2%	10	1%	0	0%
Hispanic	20	0%	3	0%	0	0%
Non-Hispanic	15	0%	3	0%	0	0%
Unknown ethnicity	115	2%	4	0%	0	0%
Total	6,807		1,483		308	

Outcomes for Florida residents	
Broward	
Hospitalizations	1,483 (22% of all cases)
Deaths	308 (5% of all cases)
Statewide	
Hospitalizations	9,982 (19% of all cases)
Deaths	2,413 (5% of all cases)

Cases in facility staff/residents	
Broward	
Long-term care	926 (14% of all cases)
Correctional	146 (2% of all cases)
Statewide	
Long-term care	8,826 (17% of all cases)
Correctional	2,504 (5% of all cases)

Hospitalization counts include anyone who was hospitalized at some point during their illness. It does not reflect the number of people currently hospitalized.

Other race includes any person with a race of American Indian/Alaskan native, Asian, native Hawaiian/Pacific Islander, or other.

Laboratory testing for Florida residents and non-Florida residents over the past 2 weeks

Number and percent of positive labs

These counts include the number of people for whom the department received laboratory results by day. This percent is the number of people who test positive for the first time divided by all the people tested that day, excluding people who have previously tested positive.

Date (12:00 am to 11:59 pm)	Number of positives	Percent positive	Number of negatives
5/15	41	7.6%	499
5/16	81	5.7%	1,345
5/17	78	3.8%	1,955
5/18	47	1.9%	2,476
5/19	46	0.7%	6,457
5/20	95	2.2%	4,266
5/21	61	1.8%	3,407
5/22	72	2.1%	3,402
5/23	41	3.4%	1,169
5/24	79	2.2%	3,558
5/25	40	2.4%	1,609
5/26	36	3.5%	993
5/27	38	1.9%	1,961
5/28	104	2.4%	4,321

Emergency department (ED) chief complaint and admission data for Broward County

Daily percent of ED visits mentioning cough, fever, or shortness of breath

Daily percent of ED visits resulting in cough-associated admissions

Weekly count of ED visits for influenza-like illness

Weekly count of ED visits for COVID-like illness

The Electronic Surveillance System for the Early Notification of Community-Based Epidemics (ESSENCE-FL) includes chief complaint data from 211 of 212 Florida EDs. Data are transmitted electronically to ESSENCE-FL daily or hourly.

Coronavirus: summary for Calhoun County

Data for May 29, 2020 (verified at 10 AM)

Data in this report are provisional and subject to change.

Confirmed cases			Cases confirmed in Florida residents per day											
Total cases	53													
Florida residents	53													
Non-Florida residents	0													
Gender for Florida residents														
Men	12													
Women	41													
Unknown	0													
Age for Florida residents														
Range	20 - 99													
Median age	80													
Race, ethnicity														
White	35	66%	4	67%	4	100%								
Hispanic	0	0%	0	0%	0	0%								
Non-Hispanic	31	58%	4	67%	4	100%								
Unknown ethnicity	4	8%	0	0%	0	0%								
Black	9	17%	2	33%	0	0%								
Hispanic	0	0%	0	0%	0	0%								
Non-Hispanic	9	17%	2	33%	0	0%								
Unknown ethnicity	0	0%	0	0%	0	0%								
Other	1	2%	0	0%	0	0%								
Hispanic	0	0%	0	0%	0	0%								
Non-Hispanic	1	2%	0	0%	0	0%								
Unknown ethnicity	0	0%	0	0%	0	0%								
Unknown race	8	15%	0	0%	0	0%								
Hispanic	0	0%	0	0%	0	0%								
Non-Hispanic	1	2%	0	0%	0	0%								
Unknown ethnicity	7	13%	0	0%	0	0%								
Total	53		6		4									

Outcomes for Florida residents		
Calhoun		
Hospitalizations	6	(11% of all cases)
Deaths	4	(8% of all cases)
Statewide		
Hospitalizations	9,982	(19% of all cases)
Deaths	2,413	(5% of all cases)

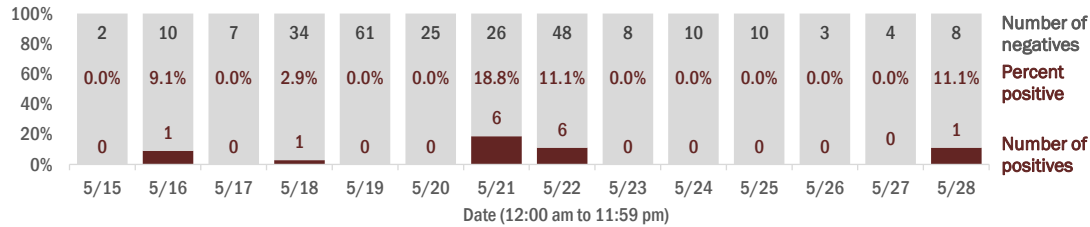
Cases in facility staff/residents		
Calhoun		
Long-term care	46	(87% of all cases)
Correctional	2	(4% of all cases)
Statewide		
Long-term care	8,826	(17% of all cases)
Correctional	2,504	(5% of all cases)

Hospitalization counts include anyone who was hospitalized at some point during their illness. It does not reflect the number of people currently hospitalized.
Other race includes any person with a race of American Indian/Alaskan native, Asian, native Hawaiian/Pacific Islander, or other.

Laboratory testing for Florida residents and non-Florida residents over the past 2 weeks

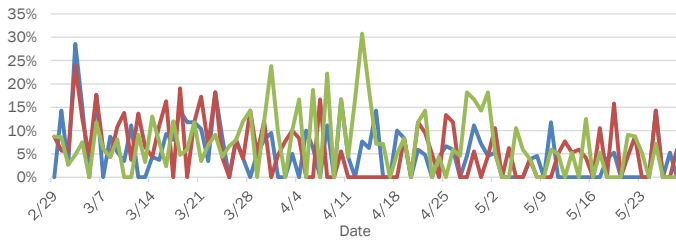
Number and percent of positive labs

These counts include the number of people for whom the department received laboratory results by day. This percent is the number of people who test positive for the first time divided by all the people tested that day, excluding people who have previously tested positive.

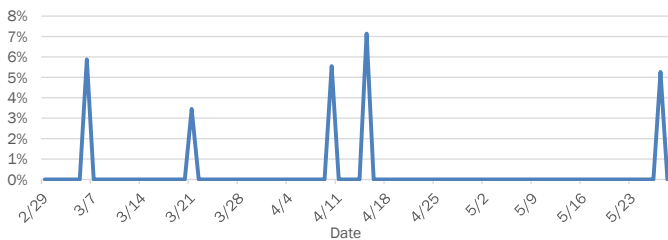


Emergency department (ED) chief complaint and admission data for Calhoun County

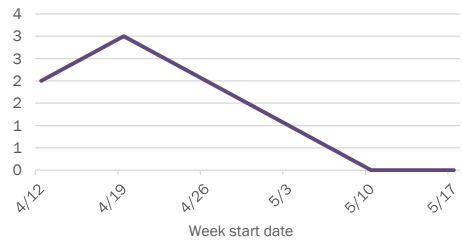
Daily percent of ED visits mentioning cough, fever, or shortness of breath



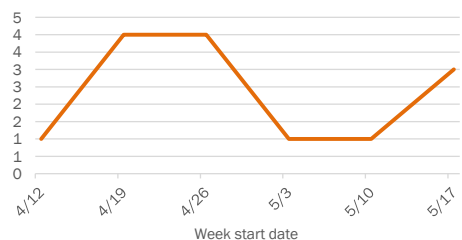
Daily percent of ED visits resulting in cough-associated admissions



Weekly count of ED visits for influenza-like illness



Weekly count of ED visits for COVID-like illness



The Electronic Surveillance System for the Early Notification of Community-Based Epidemics (ESSENCE-FL) includes chief complaint data from 211 of 212 Florida EDs. Data are transmitted electronically to ESSENCE-FL daily or hourly.

Coronavirus: summary for Charlotte County

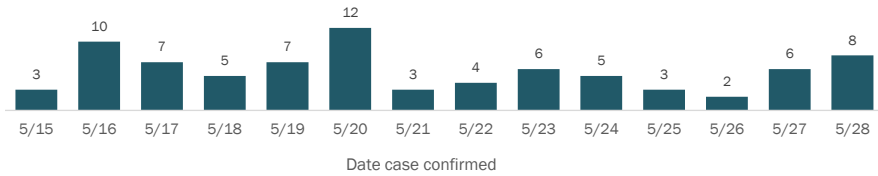
Data for May 29, 2020 (verified at 10 AM)

Data in this report are provisional and subject to change.

Confirmed cases

Total cases	446
Florida residents	444
Non-Florida residents	2
Gender for Florida residents	
Men	165
Women	279
Unknown	0
Age for Florida residents	
Range	0 - 101
Median age	67

Cases confirmed in Florida residents per day



Race, ethnicity	Cases	Hospitalizations	Deaths
White	360 (81%)	97 (82%)	53 (85%)
Hispanic	14 (3%)	3 (3%)	1 (2%)
Non-Hispanic	339 (76%)	93 (79%)	52 (84%)
Unknown ethnicity	7 (2%)	1 (1%)	0 (0%)
Black	50 (11%)	12 (10%)	5 (8%)
Hispanic	1 (0%)	0 (0%)	0 (0%)
Non-Hispanic	48 (11%)	12 (10%)	5 (8%)
Unknown ethnicity	1 (0%)	0 (0%)	0 (0%)
Other	9 (2%)	2 (2%)	0 (0%)
Hispanic	2 (0%)	0 (0%)	0 (0%)
Non-Hispanic	7 (2%)	2 (2%)	0 (0%)
Unknown ethnicity	0 (0%)	0 (0%)	0 (0%)
Unknown race	25 (6%)	7 (6%)	4 (6%)
Hispanic	0 (0%)	0 (0%)	0 (0%)
Non-Hispanic	1 (0%)	0 (0%)	1 (2%)
Unknown ethnicity	24 (5%)	7 (6%)	3 (5%)
Total	444	118	62

Outcomes for Florida residents

Charlotte	
Hospitalizations	118 (27% of all cases)
Deaths	62 (14% of all cases)

Statewide

Hospitalizations	9,982 (19% of all cases)
Deaths	2,413 (5% of all cases)

Cases in facility staff/residents

Charlotte	
Long-term care	204 (46% of all cases)
Correctional	2 (0% of all cases)

Statewide

Long-term care	8,826 (17% of all cases)
Correctional	2,504 (5% of all cases)

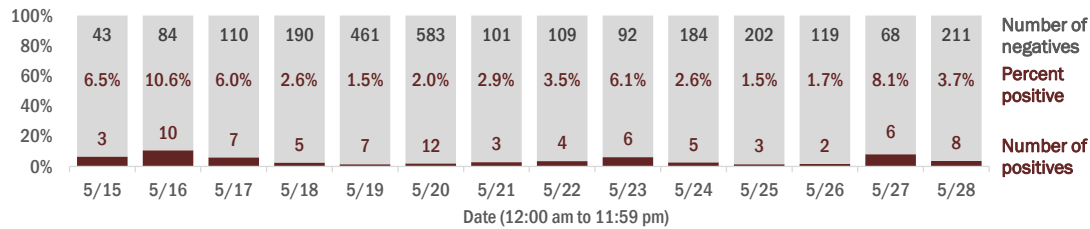
Hospitalization counts include anyone who was hospitalized at some point during their illness. It does not reflect the number of people currently hospitalized.

Other race includes any person with a race of American Indian/Alaskan native, Asian, native Hawaiian/Pacific Islander, or other.

Laboratory testing for Florida residents and non-Florida residents over the past 2 weeks

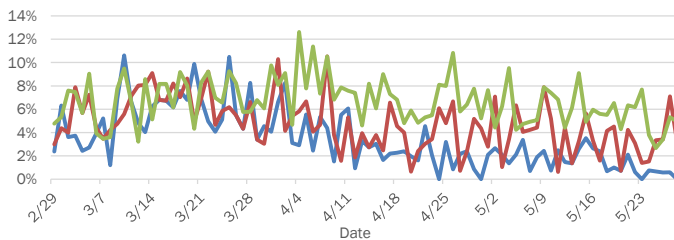
Number and percent of positive labs

These counts include the number of people for whom the department received laboratory results by day. This percent is the number of people who test positive for the first time divided by all the people tested that day, excluding people who have previously tested positive.

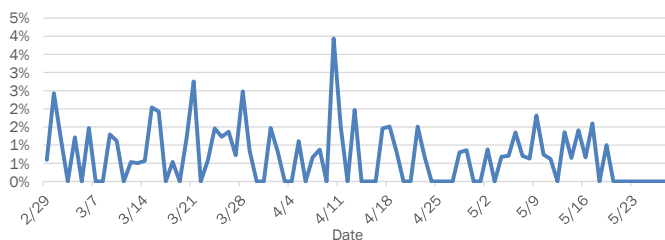


Emergency department (ED) chief complaint and admission data for Charlotte County

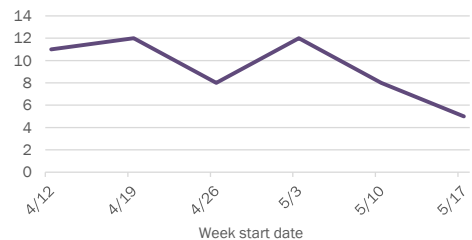
Daily percent of ED visits mentioning cough, fever, or shortness of breath



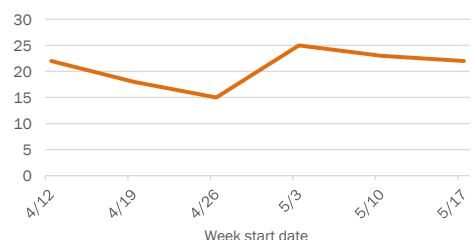
Daily percent of ED visits resulting in cough-associated admissions



Weekly count of ED visits for influenza-like illness



Weekly count of ED visits for COVID-like illness



The Electronic Surveillance System for the Early Notification of Community-Based Epidemics (ESSENCE-FL) includes chief complaint data from 211 of 212 Florida EDs. Data are transmitted electronically to ESSENCE-FL daily or hourly.

Coronavirus: summary for Citrus County

Data for May 29, 2020 (verified at 10 AM)

Data in this report are provisional and subject to change.

Confirmed cases			Cases confirmed in Florida residents per day											
Total cases	120													
Florida residents	120													
Non-Florida residents	0													
Gender for Florida residents														
Men	61													
Women	59													
Unknown	0													
Age for Florida residents														
Range	0 - 97													
Median age	60													

Race, ethnicity	Cases	Hospitalizations	Deaths
White	85 (71%)	29 (91%)	12 (100%)
Hispanic	7 (6%)	1 (3%)	0 (0%)
Non-Hispanic	76 (63%)	28 (88%)	12 (100%)
Unknown ethnicity	2 (2%)	0 (0%)	0 (0%)
Black	1 (1%)	0 (0%)	0 (0%)
Hispanic	0 (0%)	0 (0%)	0 (0%)
Non-Hispanic	1 (1%)	0 (0%)	0 (0%)
Unknown ethnicity	0 (0%)	0 (0%)	0 (0%)
Other	10 (8%)	0 (0%)	0 (0%)
Hispanic	4 (3%)	0 (0%)	0 (0%)
Non-Hispanic	6 (5%)	0 (0%)	0 (0%)
Unknown ethnicity	0 (0%)	0 (0%)	0 (0%)
Unknown race	24 (20%)	3 (9%)	0 (0%)
Hispanic	3 (3%)	0 (0%)	0 (0%)
Non-Hispanic	0 (0%)	0 (0%)	0 (0%)
Unknown ethnicity	21 (18%)	3 (9%)	0 (0%)
Total	120	32	12

Outcomes for Florida residents		
Citrus		
Hospitalizations	32	(27% of all cases)
Deaths	12	(10% of all cases)
Statewide		
Hospitalizations	9,982	(19% of all cases)
Deaths	2,413	(5% of all cases)

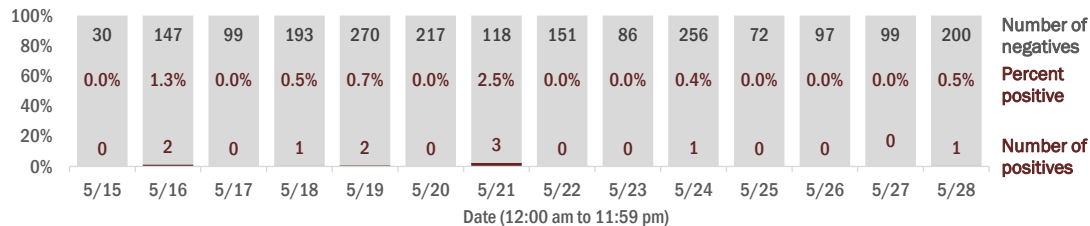
Cases in facility staff/residents		
Citrus		
Long-term care	7	(6% of all cases)
Correctional	3	(3% of all cases)
Statewide		
Long-term care	8,826	(17% of all cases)
Correctional	2,504	(5% of all cases)

Hospitalization counts include anyone who was hospitalized at some point during their illness. It does not reflect the number of people currently hospitalized.
Other race includes any person with a race of American Indian/Alaskan native, Asian, native Hawaiian/Pacific Islander, or other.

Laboratory testing for Florida residents and non-Florida residents over the past 2 weeks

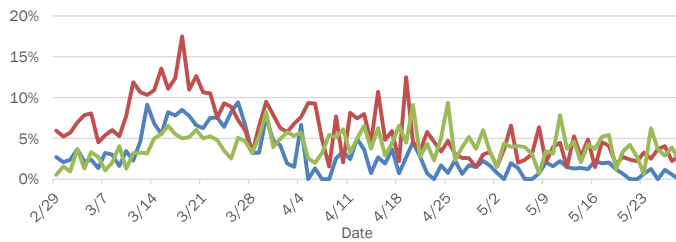
Number and percent of positive labs

These counts include the number of people for whom the department received laboratory results by day. This percent is the number of people who test positive for the first time divided by all the people tested that day, excluding people who have previously tested positive.

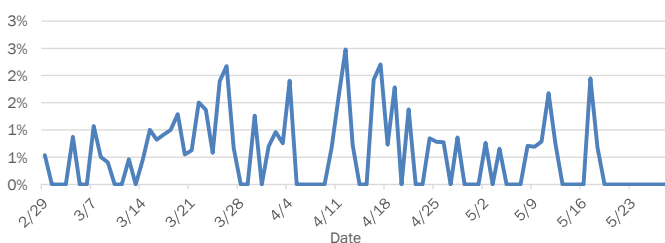


Emergency department (ED) chief complaint and admission data for Citrus County

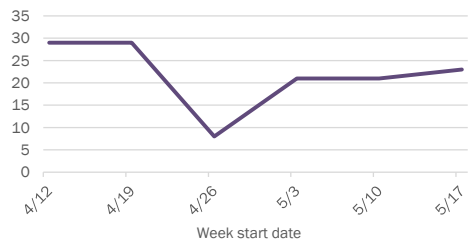
Daily percent of ED visits mentioning cough, fever, or shortness of breath



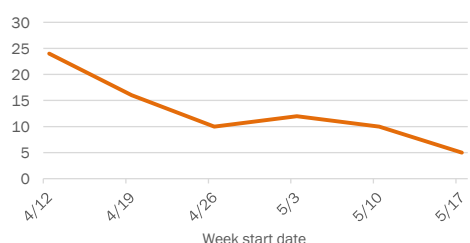
Daily percent of ED visits resulting in cough-associated admissions



Weekly count of ED visits for influenza-like illness



Weekly count of ED visits for COVID-like illness



The Electronic Surveillance System for the Early Notification of Community-Based Epidemics (ESSENCE-FL) includes chief complaint data from 211 of 212 Florida EDs. Data are transmitted electronically to ESSENCE-FL daily or hourly.

Coronavirus: summary for Clay County

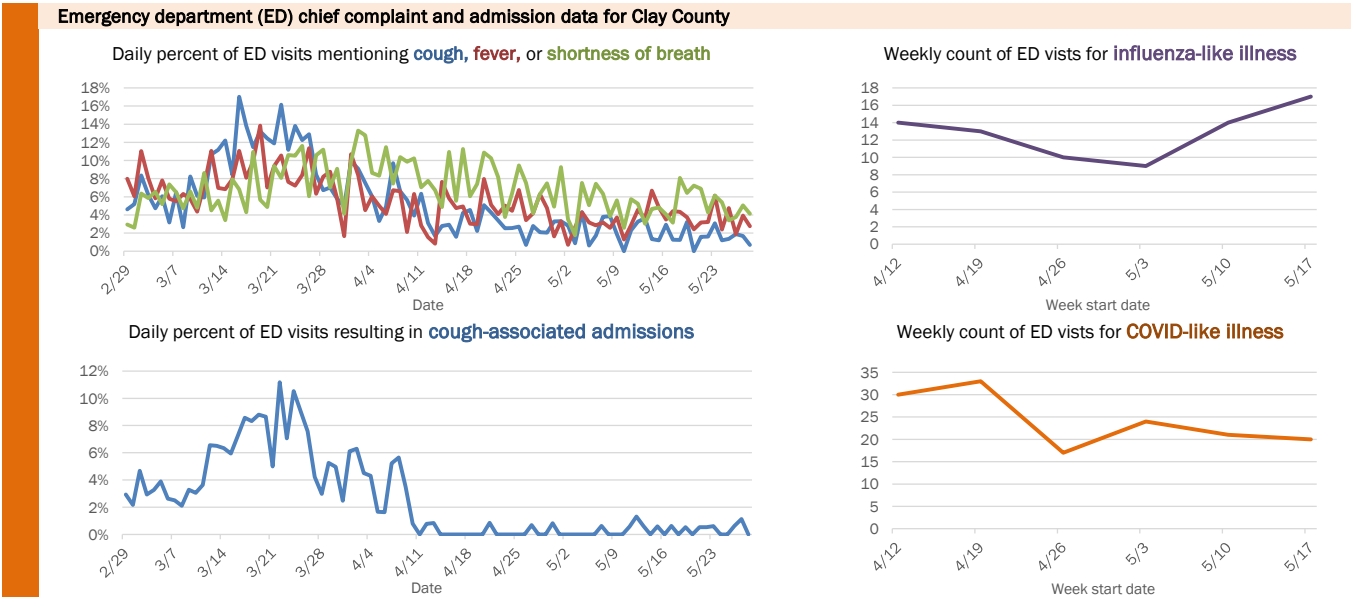
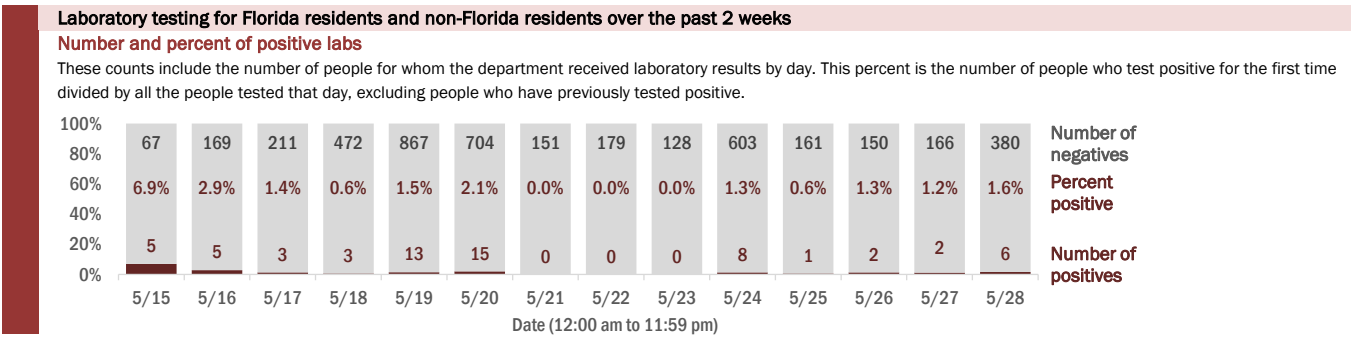
Data for May 29, 2020 (verified at 10 AM)

Data in this report are provisional and subject to change.

Confirmed cases			Cases confirmed in Florida residents per day													
Total cases	374		5	5	3	3	13	15				8	1	2	2	6
Florida residents	371															
Non-Florida residents	3															
Gender for Florida residents																
Men	151															
Women	219															
Unknown	1															
Age for Florida residents																
Range	6 - 95															
Median age	59															
Race, ethnicity			Cases			Hospitalizations			Deaths			Outcomes for Florida residents				
White	222	60%	58	65%	18	64%	Clay									
Hispanic	18	5%	6	7%	2	7%	Hospitalizations		89		(24% of all cases)					
Non-Hispanic	196	53%	51	57%	15	54%	Deaths		28		(8% of all cases)					
Unknown ethnicity	8	2%	1	1%	1	4%	Statewide									
Black	74	20%	22	25%	6	21%	Hospitalizations		9,982		(19% of all cases)					
Hispanic	3	1%	1	1%	0	0%	Deaths		2,413		(5% of all cases)					
Non-Hispanic	65	18%	21	24%	6	21%	Cases in facility staff/residents									
Unknown ethnicity	6	2%	0	0%	0	0%	Clay									
Other	28	8%	6	7%	3	11%	Long-term care		186		(50% of all cases)					
Hispanic	4	1%	1	1%	0	0%	Correctional		1		(0% of all cases)					
Non-Hispanic	24	6%	5	6%	3	11%	Statewide									
Unknown ethnicity	0	0%	0	0%	0	0%	Long-term care		8,826		(17% of all cases)					
Unknown race	47	13%	3	3%	1	4%	Correctional		2,504		(5% of all cases)					
Hispanic	0	0%	0	0%	0	0%										
Non-Hispanic	2	1%	0	0%	0	0%										
Unknown ethnicity	45	12%	3	3%	1	4%										
Total	371		89		28											

Hospitalization counts include anyone who was hospitalized at some point during their illness. It does not reflect the number of people currently hospitalized.

Other race includes any person with a race of American Indian/Alaskan native, Asian, native Hawaiian/Pacific Islander, or other.



The Electronic Surveillance System for the Early Notification of Community-Based Epidemics (ESSENCE-FL) includes chief complaint data from 211 of 212 Florida EDs. Data are transmitted electronically to ESSENCE-FL daily or hourly.

Coronavirus: summary for Collier County

Data for May 29, 2020 (verified at 10 AM)

Data in this report are provisional and subject to change.

Confirmed cases				Cases confirmed in Florida residents per day									
Total cases	1,454												
Florida residents	1,380												
Non-Florida residents	74												
Gender for Florida residents													
Men	684												
Women	696												
Unknown	0												
Age for Florida residents													
Range	0 - 101												
Median age	45												
Race, ethnicity		Cases		Hospitalizations		Deaths							
White	909	66%	141	74%	38	78%							
Hispanic	536	39%	52	27%	7	14%							
Non-Hispanic	337	24%	89	47%	29	59%							
Unknown ethnicity	36	3%	0	0%	2	4%							
Black	83	6%	19	10%	4	8%							
Hispanic	3	0%	1	1%	0	0%							
Non-Hispanic	79	6%	18	9%	3	6%							
Unknown ethnicity	1	0%	0	0%	1	2%							
Other	140	10%	16	8%	2	4%							
Hispanic	120	9%	13	7%	1	2%							
Non-Hispanic	14	1%	3	2%	0	0%							
Unknown ethnicity	6	0%	0	0%	1	2%							
Unknown race	248	18%	15	8%	5	10%							
Hispanic	39	3%	3	2%	0	0%							
Non-Hispanic	7	1%	0	0%	0	0%							
Unknown ethnicity	202	15%	12	6%	5	10%							
Total	1,380		191		49								

Outcomes for Florida residents		
Collier		
Hospitalizations	191	(14% of all cases)
Deaths	49	(4% of all cases)
Statewide		
Hospitalizations	9,982	(19% of all cases)
Deaths	2,413	(5% of all cases)

Cases in facility staff/residents		
Collier		
Long-term care	174	(13% of all cases)
Correctional	2	(0% of all cases)
Statewide		
Long-term care	8,826	(17% of all cases)
Correctional	2,504	(5% of all cases)

Hospitalization counts include anyone who was hospitalized at some point during their illness. It does not reflect the number of people currently hospitalized.

Other race includes any person with a race of American Indian/Alaskan native, Asian, native Hawaiian/Pacific Islander, or other.

Laboratory testing for Florida residents and non-Florida residents over the past 2 weeks

Number and percent of positive labs

These counts include the number of people for whom the department received laboratory results by day. This percent is the number of people who test positive for the first time divided by all the people tested that day, excluding people who have previously tested positive.

Emergency department (ED) chief complaint and admission data for Collier County

Daily percent of ED visits mentioning cough, fever, or shortness of breath

Daily percent of ED visits resulting in cough-associated admissions

Weekly count of ED visits for influenza-like illness

Weekly count of ED visits for COVID-like illness

The Electronic Surveillance System for the Early Notification of Community-Based Epidemics (ESSENCE-FL) includes chief complaint data from 211 of 212 Florida EDs. Data are transmitted electronically to ESSENCE-FL daily or hourly.

Coronavirus: summary for Columbia County

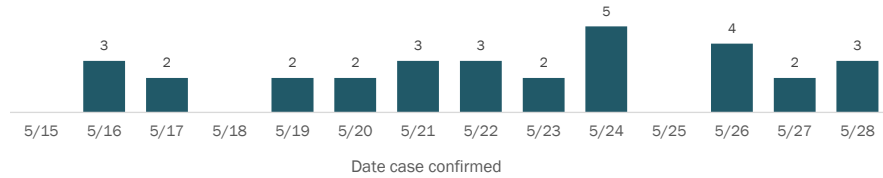
Data for May 29, 2020 (verified at 10 AM)

Data in this report are provisional and subject to change.

Confirmed cases

Total cases	140
Florida residents	139
Non-Florida residents	1
Gender for Florida residents	
Men	75
Women	64
Unknown	0
Age for Florida residents	
Range	0 - 91
Median age	44

Cases confirmed in Florida residents per day



Race, ethnicity	Cases	Hospitalizations	Deaths
White	73 (53%)	7 (54%)	1 (50%)
Hispanic	6 (4%)	1 (8%)	0 (0%)
Non-Hispanic	65 (47%)	6 (46%)	1 (50%)
Unknown ethnicity	2 (1%)	0 (0%)	0 (0%)
Black	61 (44%)	5 (38%)	0 (0%)
Hispanic	0 (0%)	0 (0%)	0 (0%)
Non-Hispanic	61 (44%)	5 (38%)	0 (0%)
Unknown ethnicity	0 (0%)	0 (0%)	0 (0%)
Other	4 (3%)	1 (8%)	1 (50%)
Hispanic	3 (2%)	1 (8%)	1 (50%)
Non-Hispanic	1 (1%)	0 (0%)	0 (0%)
Unknown ethnicity	0 (0%)	0 (0%)	0 (0%)
Unknown race	1 (1%)	0 (0%)	0 (0%)
Hispanic	0 (0%)	0 (0%)	0 (0%)
Non-Hispanic	0 (0%)	0 (0%)	0 (0%)
Unknown ethnicity	1 (1%)	0 (0%)	0 (0%)
Total	139	13	2

Outcomes for Florida residents

Columbia		
Hospitalizations	13	(9% of all cases)
Deaths	2	(1% of all cases)

Statewide

Hospitalizations	9,982	(19% of all cases)
Deaths	2,413	(5% of all cases)

Cases in facility staff/residents

Columbia		
Long-term care	12	(9% of all cases)
Correctional	25	(18% of all cases)

Statewide

Long-term care	8,826	(17% of all cases)
Correctional	2,504	(5% of all cases)

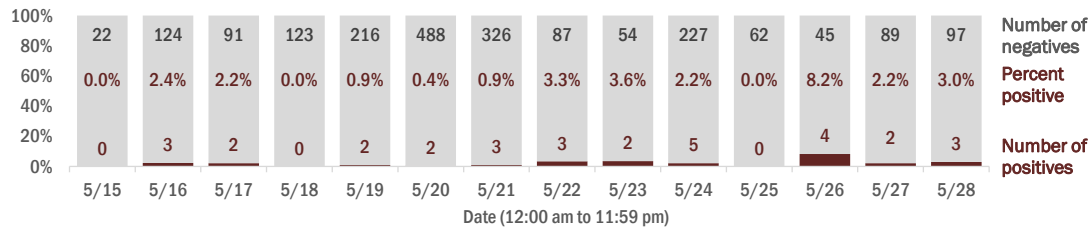
Hospitalization counts include anyone who was hospitalized at some point during their illness. It does not reflect the number of people currently hospitalized.

Other race includes any person with a race of American Indian/Alaskan native, Asian, native Hawaiian/Pacific Islander, or other.

Laboratory testing for Florida residents and non-Florida residents over the past 2 weeks

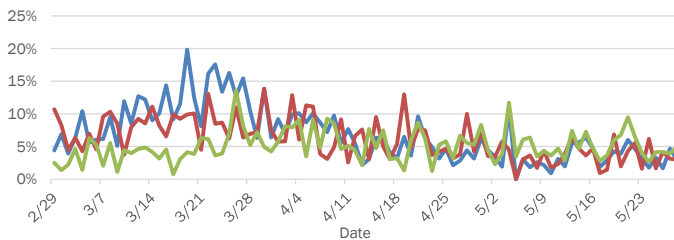
Number and percent of positive labs

These counts include the number of people for whom the department received laboratory results by day. This percent is the number of people who test positive for the first time divided by all the people tested that day, excluding people who have previously tested positive.

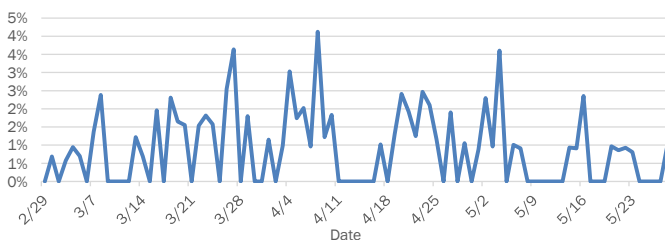


Emergency department (ED) chief complaint and admission data for Columbia County

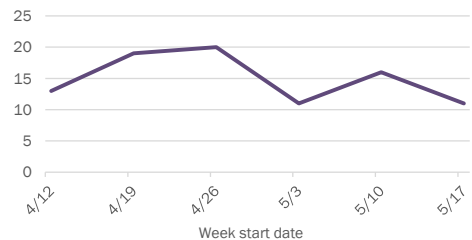
Daily percent of ED visits mentioning cough, fever, or shortness of breath



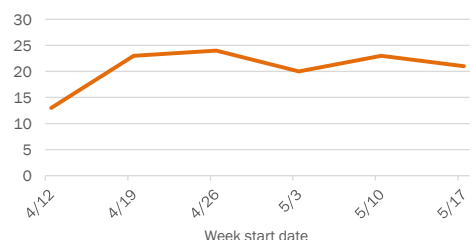
Daily percent of ED visits resulting in cough-associated admissions



Weekly count of ED visits for influenza-like illness



Weekly count of ED visits for COVID-like illness



The Electronic Surveillance System for the Early Notification of Community-Based Epidemics (ESSENCE-FL) includes chief complaint data from 211 of 212 Florida EDs. Data are transmitted electronically to ESSENCE-FL daily or hourly.

Coronavirus: summary for Dade County

Data for May 29, 2020 (verified at 10 AM)

Data in this report are provisional and subject to change.

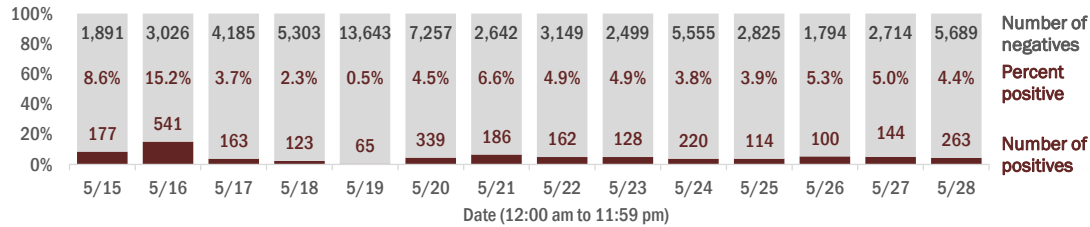
Confirmed cases			Cases confirmed in Florida residents per day													
Total cases	17,641		177	541	163	123	65	339	186	162	128	220	114	100	144	263
Florida residents	17,450															
Non-Florida residents	191															
Gender for Florida residents																
Men	8,784															
Women	8,659															
Unknown	7															
Age for Florida residents																
Range	0 - 108															
Median age	49															
Race, ethnicity			Cases			Hospitalizations			Deaths			Outcomes for Florida residents				
White	9,637	55%	1,902	66%	451	66%	Dade			Hospitalizations 2,875 (16% of all cases)						
Hispanic	8,006	46%	1,586	55%	336	49%	Deaths 685 (4% of all cases)			Statewide						
Non-Hispanic	1,169	7%	260	9%	87	13%	Hospitalizations 9,982 (19% of all cases)			Deaths 2,413 (5% of all cases)						
Unknown ethnicity	462	3%	56	2%	28	4%	Cases in facility staff/residents			Dade						
Black	2,806	16%	718	25%	180	26%	Long-term care 2,385 (14% of all cases)			Correctional 850 (5% of all cases)						
Hispanic	289	2%	79	3%	12	2%	Statewide			Long-term care 8,826 (17% of all cases)						
Non-Hispanic	2,305	13%	604	21%	160	23%	Correctional 2,504 (5% of all cases)			Deaths 2,504 (5% of all cases)						
Unknown ethnicity	212	1%	35	1%	8	1%	Cases in facility staff/residents			Dade						
Other	821	5%	123	4%	19	3%	Long-term care 2,385 (14% of all cases)			Correctional 850 (5% of all cases)						
Hispanic	450	3%	67	2%	6	1%	Statewide			Long-term care 8,826 (17% of all cases)						
Non-Hispanic	234	1%	48	2%	11	2%	Correctional 2,504 (5% of all cases)			Deaths 2,504 (5% of all cases)						
Unknown ethnicity	137	1%	8	0%	2	0%	Cases in facility staff/residents			Dade						
Unknown race	4,186	24%	132	5%	35	5%	Long-term care 2,385 (14% of all cases)			Correctional 850 (5% of all cases)						
Hispanic	585	3%	39	1%	4	1%	Statewide			Long-term care 8,826 (17% of all cases)						
Non-Hispanic	79	0%	13	0%	2	0%	Correctional 2,504 (5% of all cases)			Deaths 2,504 (5% of all cases)						
Unknown ethnicity	3,522	20%	80	3%	29	4%	Cases in facility staff/residents			Dade						
Total	17,450		2,875		685		Long-term care 2,385 (14% of all cases)			Correctional 850 (5% of all cases)						

Hospitalization counts include anyone who was hospitalized at some point during their illness. It does not reflect the number of people currently hospitalized.
Other race includes any person with a race of American Indian/Alaskan native, Asian, native Hawaiian/Pacific Islander, or other.

Laboratory testing for Florida residents and non-Florida residents over the past 2 weeks

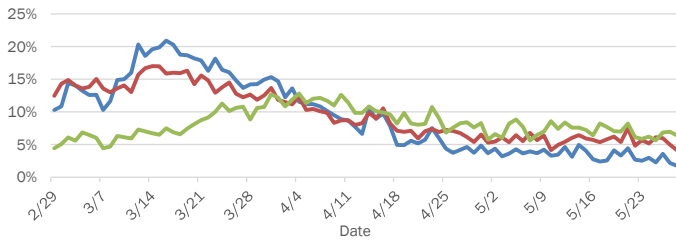
Number and percent of positive labs

These counts include the number of people for whom the department received laboratory results by day. This percent is the number of people who test positive for the first time divided by all the people tested that day, excluding people who have previously tested positive.

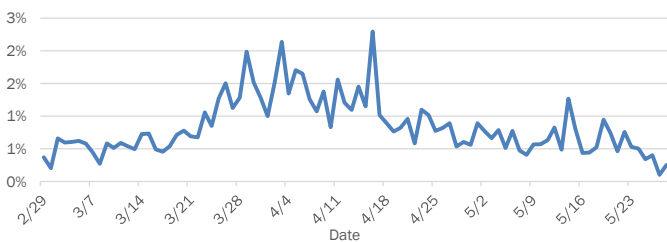


Emergency department (ED) chief complaint and admission data for Dade County

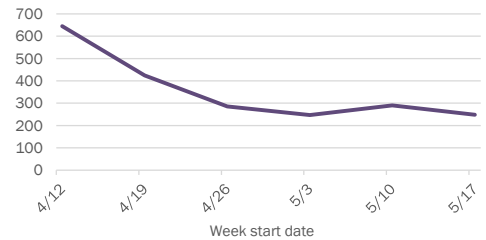
Daily percent of ED visits mentioning cough, fever, or shortness of breath



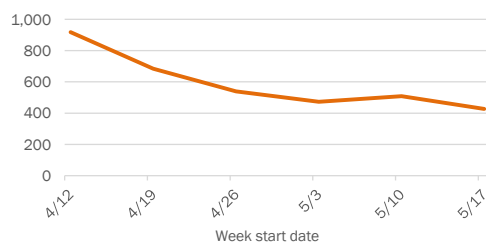
Daily percent of ED visits resulting in cough-associated admissions



Weekly count of ED visits for influenza-like illness



Weekly count of ED visits for COVID-like illness



The Electronic Surveillance System for the Early Notification of Community-Based Epidemics (ESSENCE-FL) includes chief complaint data from 211 of 212 Florida EDs. Data are transmitted electronically to ESSENCE-FL daily or hourly.

Coronavirus: summary for Desoto County

Data for May 29, 2020 (verified at 10 AM)

Data in this report are provisional and subject to change.

Confirmed cases			Cases confirmed in Florida residents per day										
Total cases	171												
Florida residents	171												
Non-Florida residents	0												
Gender for Florida residents													
Men	80												
Women	56												
Unknown	35												
Age for Florida residents													
Range	7 - 92												
Median age	39												
Race, ethnicity													
White	143	84%	18	75%	5	63%							
Hispanic	99	58%	4	17%	0	0%							
Non-Hispanic	35	20%	11	46%	4	50%							
Unknown ethnicity	9	5%	3	13%	1	13%							
Black	5	3%	2	8%	0	0%							
Hispanic	0	0%	0	0%	0	0%							
Non-Hispanic	4	2%	2	8%	0	0%							
Unknown ethnicity	1	1%	0	0%	0	0%							
Other	2	1%	0	0%	0	0%							
Hispanic	1	1%	0	0%	0	0%							
Non-Hispanic	1	1%	0	0%	0	0%							
Unknown ethnicity	0	0%	0	0%	0	0%							
Unknown race	21	12%	4	17%	3	38%							
Hispanic	3	2%	1	4%	0	0%							
Non-Hispanic	0	0%	0	0%	0	0%							
Unknown ethnicity	18	11%	3	13%	3	38%							
Total	171		24		8								

Outcomes for Florida residents		
Desoto		
Hospitalizations	24	(14% of all cases)
Deaths	8	(5% of all cases)
Statewide		
Hospitalizations	9,982	(19% of all cases)
Deaths	2,413	(5% of all cases)

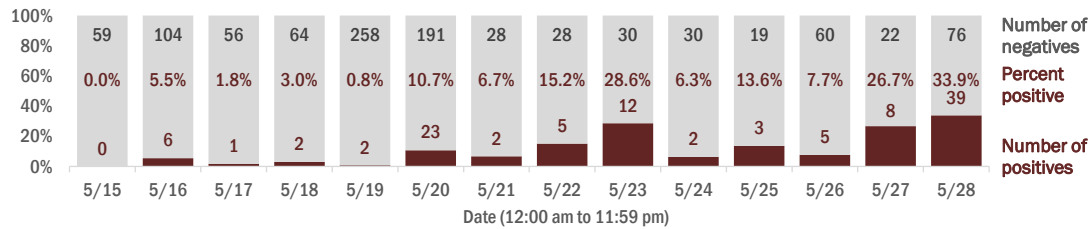
Cases in facility staff/residents		
Desoto		
Long-term care	15	(9% of all cases)
Correctional	11	(6% of all cases)
Statewide		
Long-term care	8,826	(17% of all cases)
Correctional	2,504	(5% of all cases)

Hospitalization counts include anyone who was hospitalized at some point during their illness. It does not reflect the number of people currently hospitalized.
Other race includes any person with a race of American Indian/Alaskan native, Asian, native Hawaiian/Pacific Islander, or other.

Laboratory testing for Florida residents and non-Florida residents over the past 2 weeks

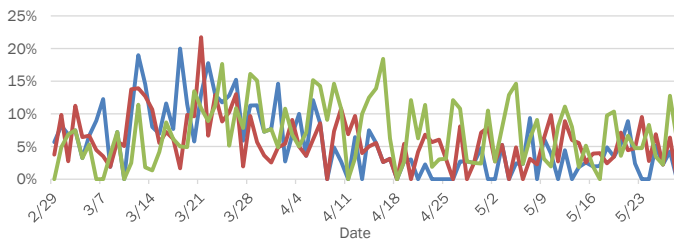
Number and percent of positive labs

These counts include the number of people for whom the department received laboratory results by day. This percent is the number of people who test positive for the first time divided by all the people tested that day, excluding people who have previously tested positive.

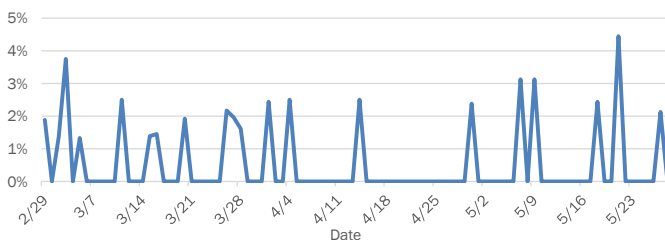


Emergency department (ED) chief complaint and admission data for Desoto County

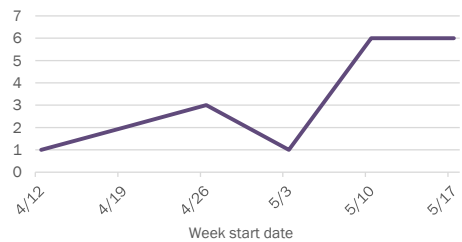
Daily percent of ED visits mentioning cough, fever, or shortness of breath



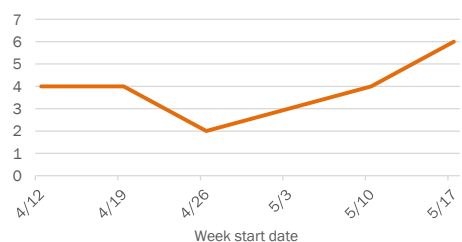
Daily percent of ED visits resulting in cough-associated admissions



Weekly count of ED visits for influenza-like illness



Weekly count of ED visits for COVID-like illness



The Electronic Surveillance System for the Early Notification of Community-Based Epidemics (ESSENCE-FL) includes chief complaint data from 211 of 212 Florida EDs. Data are transmitted electronically to ESSENCE-FL daily or hourly.

Coronavirus: summary for Dixie County

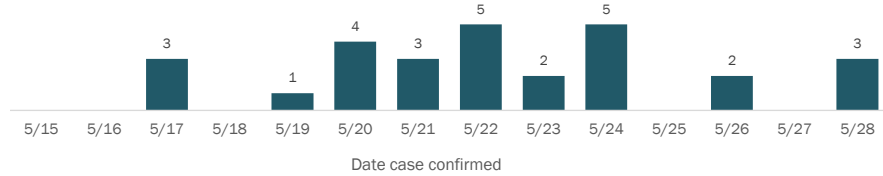
Data for May 29, 2020 (verified at 10 AM)

Data in this report are provisional and subject to change.

Confirmed cases

Total cases	49
Florida residents	49
Non-Florida residents	0
Gender for Florida residents	
Men	27
Women	22
Unknown	0
Age for Florida residents	
Range	6 - 91
Median age	49

Cases confirmed in Florida residents per day



Race, ethnicity	Cases	Hospitalizations	Deaths
White	37 (76%)	7 (88%)	2 (100%)
Hispanic	0 (0%)	0 (0%)	0 (0%)
Non-Hispanic	37 (76%)	7 (88%)	2 (100%)
Unknown ethnicity	0 (0%)	0 (0%)	0 (0%)
Black	11 (22%)	1 (13%)	0 (0%)
Hispanic	0 (0%)	0 (0%)	0 (0%)
Non-Hispanic	10 (20%)	1 (13%)	0 (0%)
Unknown ethnicity	1 (2%)	0 (0%)	0 (0%)
Other	0 (0%)	0 (0%)	0 (0%)
Hispanic	0 (0%)	0 (0%)	0 (0%)
Non-Hispanic	0 (0%)	0 (0%)	0 (0%)
Unknown ethnicity	0 (0%)	0 (0%)	0 (0%)
Unknown race	1 (2%)	0 (0%)	0 (0%)
Hispanic	0 (0%)	0 (0%)	0 (0%)
Non-Hispanic	0 (0%)	0 (0%)	0 (0%)
Unknown ethnicity	1 (2%)	0 (0%)	0 (0%)
Total	49	8	2

Outcomes for Florida residents

Dixie	
Hospitalizations	8 (16% of all cases)
Deaths	2 (4% of all cases)

Statewide

Hospitalizations	9,982 (19% of all cases)
Deaths	2,413 (5% of all cases)

Cases in facility staff/residents

Dixie	
Long-term care	4 (8% of all cases)
Correctional	1 (2% of all cases)

Statewide

Long-term care	8,826 (17% of all cases)
Correctional	2,504 (5% of all cases)

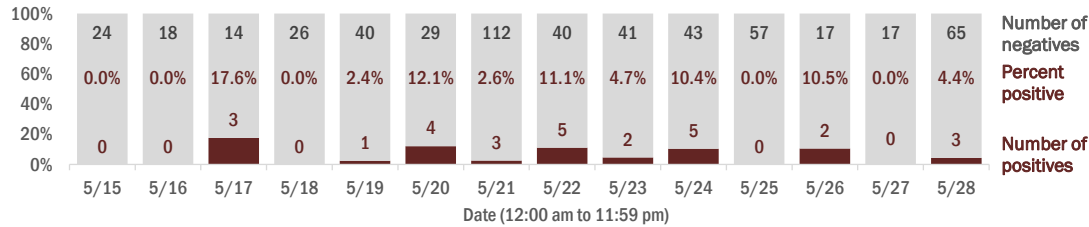
Hospitalization counts include anyone who was hospitalized at some point during their illness. It does not reflect the number of people currently hospitalized.

Other race includes any person with a race of American Indian/Alaskan native, Asian, native Hawaiian/Pacific Islander, or other.

Laboratory testing for Florida residents and non-Florida residents over the past 2 weeks

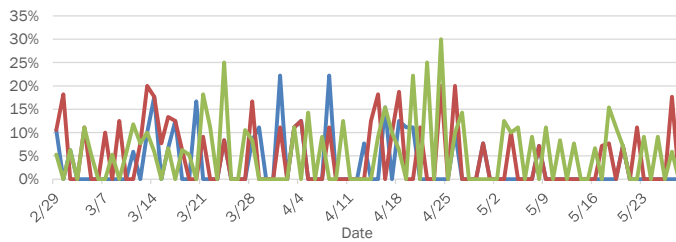
Number and percent of positive labs

These counts include the number of people for whom the department received laboratory results by day. This percent is the number of people who test positive for the first time divided by all the people tested that day, excluding people who have previously tested positive.

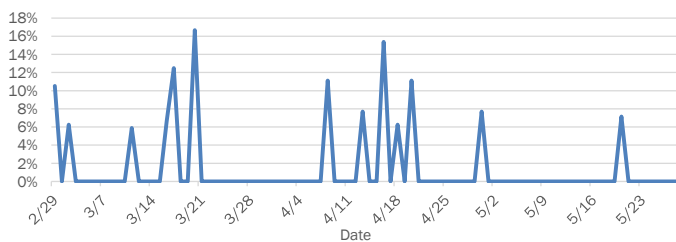


Emergency department (ED) chief complaint and admission data for Dixie County

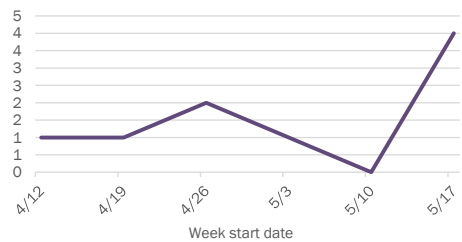
Daily percent of ED visits mentioning cough, fever, or shortness of breath



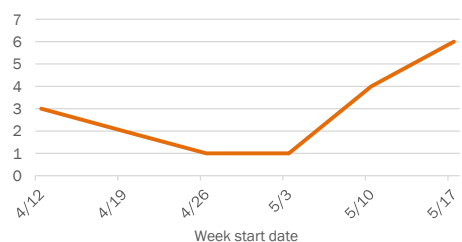
Daily percent of ED visits resulting in cough-associated admissions



Weekly count of ED visits for influenza-like illness



Weekly count of ED visits for COVID-like illness



The Electronic Surveillance System for the Early Notification of Community-Based Epidemics (ESSENCE-FL) includes chief complaint data from 211 of 212 Florida EDs. Data are transmitted electronically to ESSENCE-FL daily or hourly.

Coronavirus: summary for Duval County

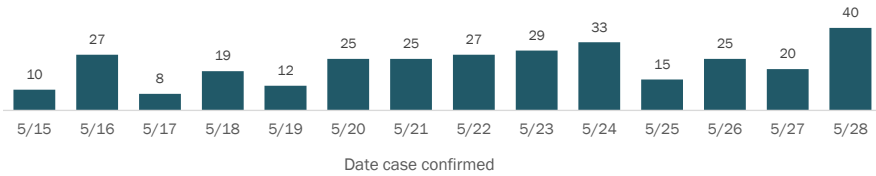
Data for May 29, 2020 (verified at 10 AM)

Data in this report are provisional and subject to change.

Confirmed cases

Total cases	1,561
Florida residents	1,503
Non-Florida residents	58
Gender for Florida residents	
Men	694
Women	809
Unknown	0
Age for Florida residents	
Range	0 - 101
Median age	47

Cases confirmed in Florida residents per day



Race, ethnicity	Cases	Hospitalizations	Deaths
White	668 (44%)	109 (42%)	23 (49%)
Hispanic	108 (7%)	11 (4%)	0 (0%)
Non-Hispanic	537 (36%)	98 (38%)	23 (49%)
Unknown ethnicity	23 (2%)	0 (0%)	0 (0%)
Black	553 (37%)	123 (47%)	22 (47%)
Hispanic	3 (0%)	0 (0%)	0 (0%)
Non-Hispanic	534 (36%)	122 (47%)	21 (45%)
Unknown ethnicity	16 (1%)	1 (0%)	1 (2%)
Other	181 (12%)	27 (10%)	2 (4%)
Hispanic	99 (7%)	11 (4%)	0 (0%)
Non-Hispanic	71 (5%)	15 (6%)	1 (2%)
Unknown ethnicity	11 (1%)	1 (0%)	1 (2%)
Unknown race	101 (7%)	1 (0%)	0 (0%)
Hispanic	6 (0%)	0 (0%)	0 (0%)
Non-Hispanic	1 (0%)	0 (0%)	0 (0%)
Unknown ethnicity	94 (6%)	1 (0%)	0 (0%)
Total	1,503	260	47

Outcomes for Florida residents

Duval		
Hospitalizations	260	(17% of all cases)
Deaths	47	(3% of all cases)

Statewide

Hospitalizations	9,982	(19% of all cases)
Deaths	2,413	(5% of all cases)

Cases in facility staff/residents

Duval		
Long-term care	262	(17% of all cases)
Correctional	2	(0% of all cases)

Statewide

Long-term care	8,826	(17% of all cases)
Correctional	2,504	(5% of all cases)

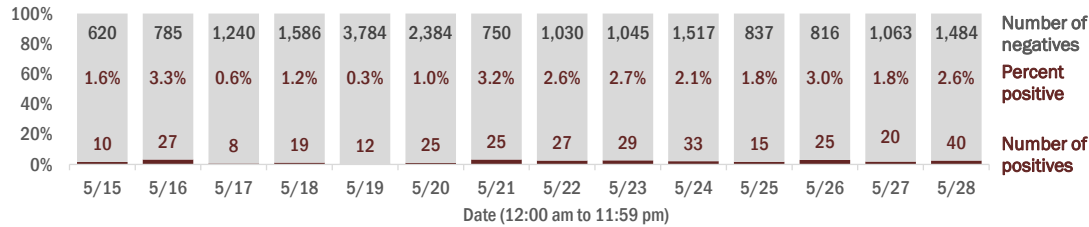
Hospitalization counts include anyone who was hospitalized at some point during their illness. It does not reflect the number of people currently hospitalized.

Other race includes any person with a race of American Indian/Alaskan native, Asian, native Hawaiian/Pacific Islander, or other.

Laboratory testing for Florida residents and non-Florida residents over the past 2 weeks

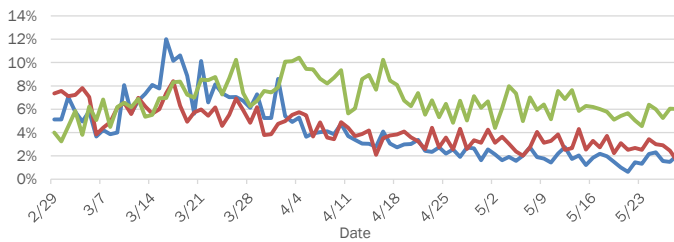
Number and percent of positive labs

These counts include the number of people for whom the department received laboratory results by day. This percent is the number of people who test positive for the first time divided by all the people tested that day, excluding people who have previously tested positive.

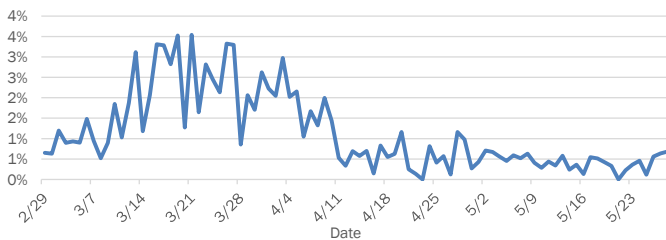


Emergency department (ED) chief complaint and admission data for Duval County

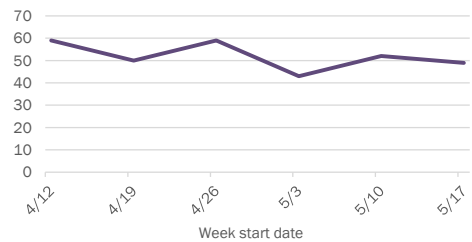
Daily percent of ED visits mentioning cough, fever, or shortness of breath



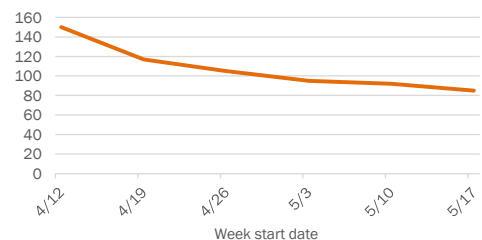
Daily percent of ED visits resulting in cough-associated admissions



Weekly count of ED visits for influenza-like illness



Weekly count of ED visits for COVID-like illness



The Electronic Surveillance System for the Early Notification of Community-Based Epidemics (ESSENCE-FL) includes chief complaint data from 211 of 212 Florida EDs. Data are transmitted electronically to ESSENCE-FL daily or hourly.

Coronavirus: summary for Escambia County

Data for May 29, 2020 (verified at 10 AM)

Data in this report are provisional and subject to change.

Confirmed cases			Cases confirmed in Florida residents per day													
Total cases	791		3	5	8	4	3	9	4	5	3	9	2	2	4	9
Florida residents	644															
Non-Florida residents	147															
Gender for Florida residents																
Men	266															
Women	378															
Unknown	0															
Age for Florida residents																
Range	0 - 105															
Median age	55															
Race, ethnicity			Cases		Hospitalizations		Deaths									
White	301	47%	28	44%	20	61%										
Hispanic	9	1%	1	2%	0	0%										
Non-Hispanic	261	41%	27	42%	18	55%										
Unknown ethnicity	31	5%	0	0%	2	6%										
Black	239	37%	33	52%	11	33%										
Hispanic	0	0%	0	0%	0	0%										
Non-Hispanic	203	32%	32	50%	9	27%										
Unknown ethnicity	36	6%	1	2%	2	6%										
Other	17	3%	1	2%	1	3%										
Hispanic	2	0%	0	0%	0	0%										
Non-Hispanic	13	2%	1	2%	1	3%										
Unknown ethnicity	2	0%	0	0%	0	0%										
Unknown race	87	14%	2	3%	1	3%										
Hispanic	3	0%	0	0%	0	0%										
Non-Hispanic	2	0%	0	0%	0	0%										
Unknown ethnicity	82	13%	2	3%	1	3%										
Total	644		64		33											

Outcomes for Florida residents

Escambia		
Hospitalizations	64	(10% of all cases)
Deaths	33	(5% of all cases)

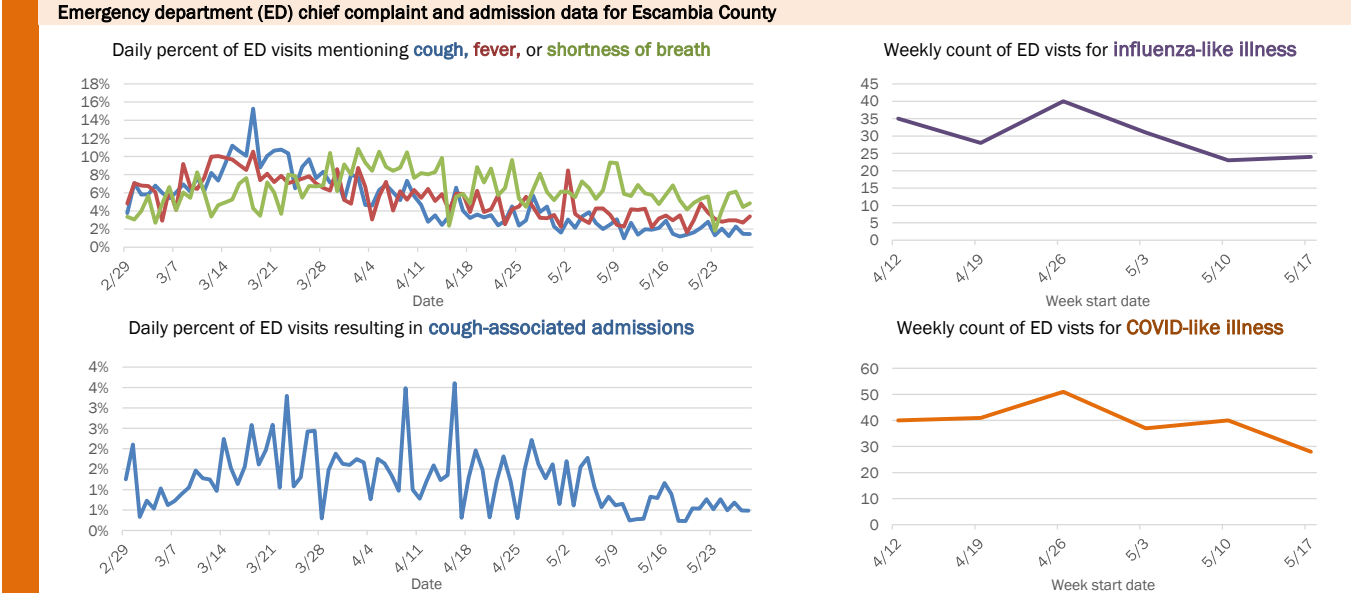
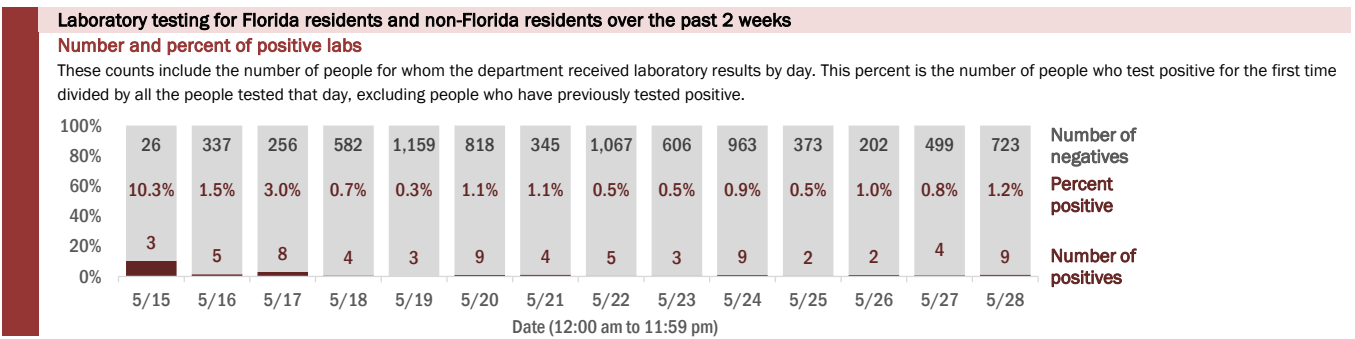
Statewide		
Hospitalizations	9,982	(19% of all cases)
Deaths	2,413	(5% of all cases)

Cases in facility staff/residents

Escambia		
Long-term care	259	(40% of all cases)
Correctional	12	(2% of all cases)

Statewide		
Long-term care	8,826	(17% of all cases)
Correctional	2,504	(5% of all cases)

Hospitalization counts include anyone who was hospitalized at some point during their illness. It does not reflect the number of people currently hospitalized.
Other race includes any person with a race of American Indian/Alaskan native, Asian, native Hawaiian/Pacific Islander, or other.



The Electronic Surveillance System for the Early Notification of Community-Based Epidemics (ESSENCE-FL) includes chief complaint data from 211 of 212 Florida EDs. Data are transmitted electronically to ESSENCE-FL daily or hourly.

Coronavirus: summary for Flagler County

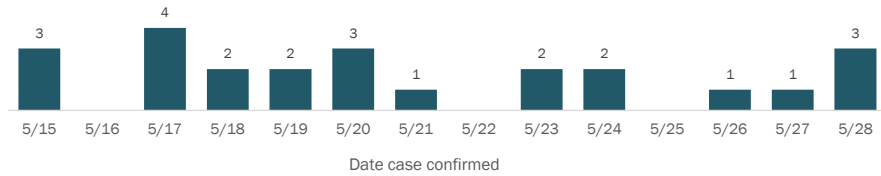
Data for May 29, 2020 (verified at 10 AM)

Data in this report are provisional and subject to change.

Confirmed cases

Total cases	182
Florida residents	177
Non-Florida residents	5
Gender for Florida residents	
Men	73
Women	104
Unknown	0
Age for Florida residents	
Range	7 - 94
Median age	55

Cases confirmed in Florida residents per day



Race, ethnicity	Cases	Hospitalizations	Deaths
White	105 (59%)	14 (70%)	4 (100%)
Hispanic	15 (8%)	2 (10%)	1 (25%)
Non-Hispanic	90 (51%)	12 (60%)	3 (75%)
Unknown ethnicity	0 (0%)	0 (0%)	0 (0%)
Black	22 (12%)	3 (15%)	0 (0%)
Hispanic	0 (0%)	0 (0%)	0 (0%)
Non-Hispanic	22 (12%)	3 (15%)	0 (0%)
Unknown ethnicity	0 (0%)	0 (0%)	0 (0%)
Other	41 (23%)	3 (15%)	0 (0%)
Hispanic	7 (4%)	1 (5%)	0 (0%)
Non-Hispanic	30 (17%)	1 (5%)	0 (0%)
Unknown ethnicity	4 (2%)	1 (5%)	0 (0%)
Unknown race	9 (5%)	0 (0%)	0 (0%)
Hispanic	0 (0%)	0 (0%)	0 (0%)
Non-Hispanic	1 (1%)	0 (0%)	0 (0%)
Unknown ethnicity	8 (5%)	0 (0%)	0 (0%)
Total	177	20	4

Outcomes for Florida residents

Flagler	
Hospitalizations	20 (11% of all cases)
Deaths	4 (2% of all cases)

Statewide

Hospitalizations	9,982 (19% of all cases)
Deaths	2,413 (5% of all cases)

Cases in facility staff/residents

Flagler	
Long-term care	14 (8% of all cases)
Correctional	6 (3% of all cases)

Statewide

Long-term care	8,826 (17% of all cases)
Correctional	2,504 (5% of all cases)

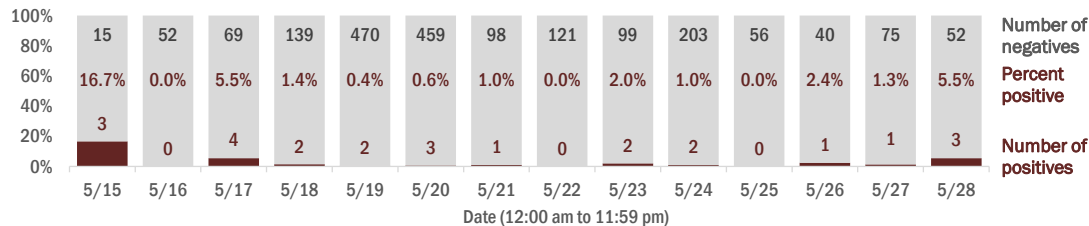
Hospitalization counts include anyone who was hospitalized at some point during their illness. It does not reflect the number of people currently hospitalized.

Other race includes any person with a race of American Indian/Alaskan native, Asian, native Hawaiian/Pacific Islander, or other.

Laboratory testing for Florida residents and non-Florida residents over the past 2 weeks

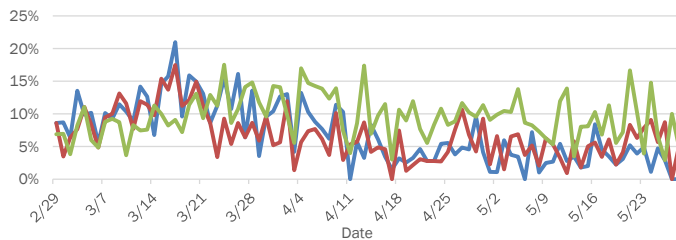
Number and percent of positive labs

These counts include the number of people for whom the department received laboratory results by day. This percent is the number of people who test positive for the first time divided by all the people tested that day, excluding people who have previously tested positive.

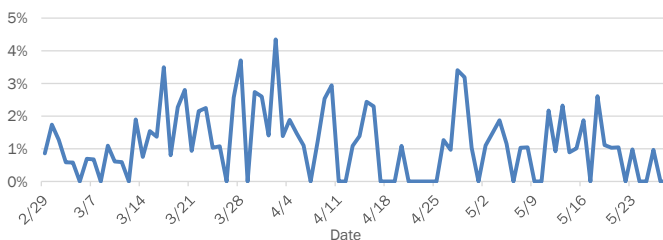


Emergency department (ED) chief complaint and admission data for Flagler County

Daily percent of ED visits mentioning cough, fever, or shortness of breath



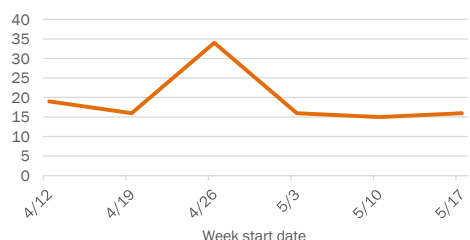
Daily percent of ED visits resulting in cough-associated admissions



Weekly count of ED visits for influenza-like illness



Weekly count of ED visits for COVID-like illness



The Electronic Surveillance System for the Early Notification of Community-Based Epidemics (ESSENCE-FL) includes chief complaint data from 211 of 212 Florida EDs. Data are transmitted electronically to ESSENCE-FL daily or hourly.

Coronavirus: summary for Franklin County

Data for May 29, 2020 (verified at 10 AM)

Data in this report are provisional and subject to change.

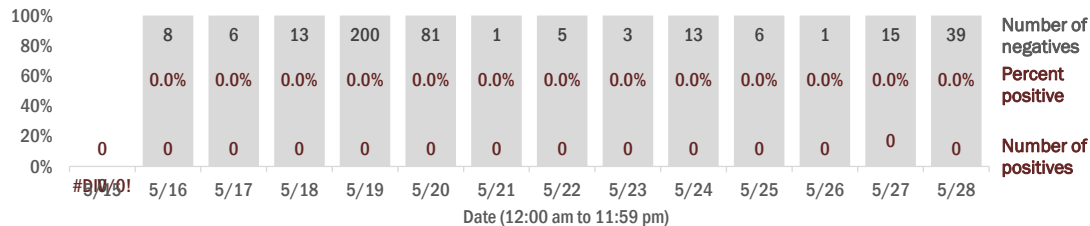
Confirmed cases							
Total cases	2	Cases confirmed in Florida residents per day					
Florida residents	1	5/15	5/16	5/17	5/18	5/19	
Non-Florida residents	1	5/20	5/21	5/22	5/23	5/24	
Gender for Florida residents							
Men	0	5/25	5/26	5/27	5/28		
Women	1	Date case confirmed					
Unknown	0						
Age for Florida residents							
Range	60 - 60						
Median age	60						
Race, ethnicity	Cases	Hospitalizations	Deaths	Outcomes for Florida residents			
White	1	0	0	Franklin			
Hispanic	0	0	0	Hospitalizations	0	(0% of all cases)	
Non-Hispanic	1	0	0	Deaths	0	(0% of all cases)	
Unknown ethnicity	0	0	0	Statewide			
Black	0	0	0	Hospitalizations	9,982	(19% of all cases)	
Hispanic	0	0	0	Deaths	2,413	(5% of all cases)	
Non-Hispanic	0	0	0	Cases in facility staff/residents			
Unknown ethnicity	0	0	0	Franklin			
Other	0	0	0	Long-term care	0	(0% of all cases)	
Hispanic	0	0	0	Correctional	0	(0% of all cases)	
Non-Hispanic	0	0	0	Statewide			
Unknown ethnicity	0	0	0	Long-term care	8,826	(17% of all cases)	
Unknown race	0	0	0	Correctional	2,504	(5% of all cases)	
Hispanic	0	0	0				
Non-Hispanic	0	0	0				
Unknown ethnicity	0	0	0				
Total	1	0	0				

Hospitalization counts include anyone who was hospitalized at some point during their illness. It does not reflect the number of people currently hospitalized.
Other race includes any person with a race of American Indian/Alaskan native, Asian, native Hawaiian/Pacific Islander, or other.

Laboratory testing for Florida residents and non-Florida residents over the past 2 weeks

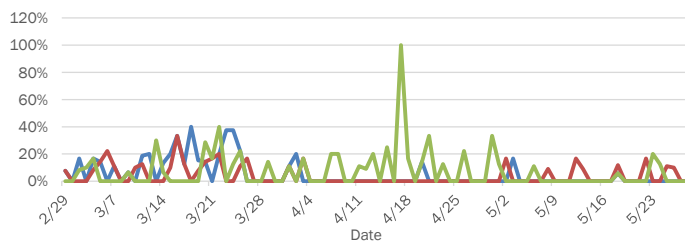
Number and percent of positive labs

These counts include the number of people for whom the department received laboratory results by day. This percent is the number of people who test positive for the first time divided by all the people tested that day, excluding people who have previously tested positive.

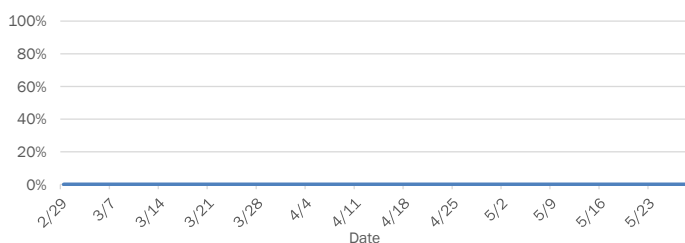


Emergency department (ED) chief complaint and admission data for Franklin County

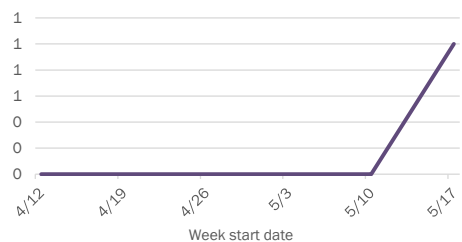
Daily percent of ED visits mentioning cough, fever, or shortness of breath



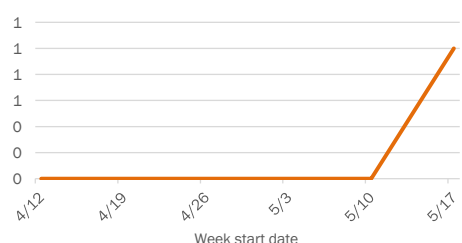
Daily percent of ED visits resulting in cough-associated admissions



Weekly count of ED visits for influenza-like illness



Weekly count of ED visits for COVID-like illness



The Electronic Surveillance System for the Early Notification of Community-Based Epidemics (ESSENCE-FL) includes chief complaint data from 211 of 212 Florida EDs. Data are transmitted electronically to ESSENCE-FL daily or hourly.

Coronavirus: summary for Gadsden County

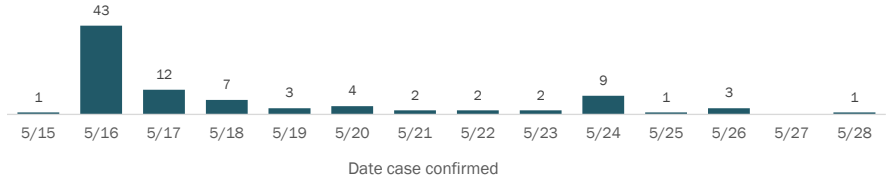
Data for May 29, 2020 (verified at 10 AM)

Data in this report are provisional and subject to change.

Confirmed cases

Total cases	269
Florida residents	265
Non-Florida residents	4
Gender for Florida residents	
Men	62
Women	203
Unknown	0
Age for Florida residents	
Range	0 - 98
Median age	44

Cases confirmed in Florida residents per day



Race, ethnicity	Cases	Hospitalizations	Deaths
White	102	10	0
Hispanic	12	0	0
Non-Hispanic	84	9	0
Unknown ethnicity	6	1	0
Black	115	31	2
Hispanic	0	0	0
Non-Hispanic	106	31	2
Unknown ethnicity	9	0	0
Other	10	3	0
Hispanic	7	3	0
Non-Hispanic	3	0	0
Unknown ethnicity	0	0	0
Unknown race	38	0	0
Hispanic	0	0	0
Non-Hispanic	1	0	0
Unknown ethnicity	37	0	0
Total	265	44	2

Outcomes for Florida residents

Gadsden	
Hospitalizations	44 (17% of all cases)
Deaths	2 (1% of all cases)

Statewide

Hospitalizations	9,982 (19% of all cases)
Deaths	2,413 (5% of all cases)

Cases in facility staff/residents

Gadsden	
Long-term care	47 (18% of all cases)
Correctional	97 (37% of all cases)

Statewide

Long-term care	8,826 (17% of all cases)
Correctional	2,504 (5% of all cases)

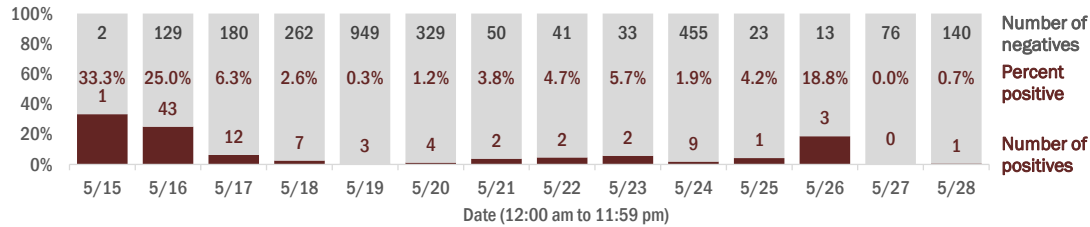
Hospitalization counts include anyone who was hospitalized at some point during their illness. It does not reflect the number of people currently hospitalized.

Other race includes any person with a race of American Indian/Alaskan native, Asian, native Hawaiian/Pacific Islander, or other.

Laboratory testing for Florida residents and non-Florida residents over the past 2 weeks

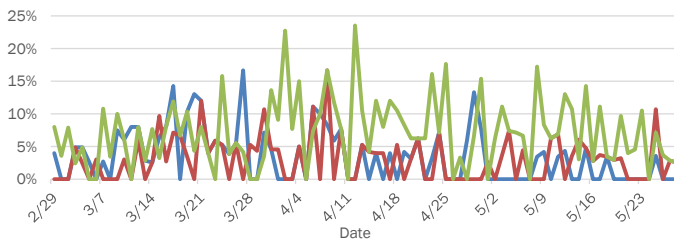
Number and percent of positive labs

These counts include the number of people for whom the department received laboratory results by day. This percent is the number of people who test positive for the first time divided by all the people tested that day, excluding people who have previously tested positive.

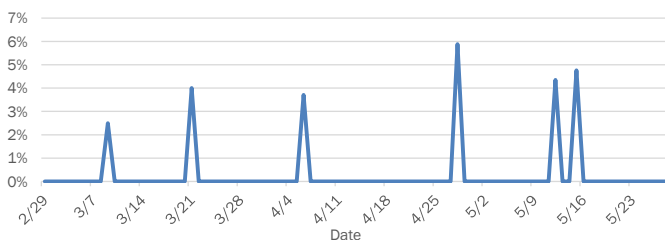


Emergency department (ED) chief complaint and admission data for Gadsden County

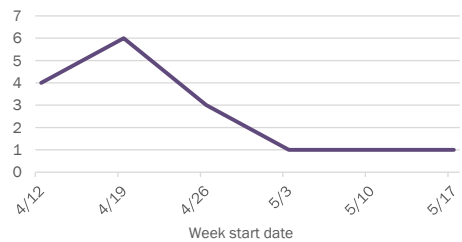
Daily percent of ED visits mentioning cough, fever, or shortness of breath



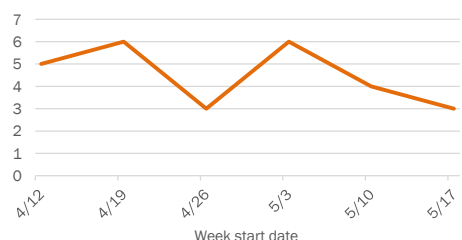
Daily percent of ED visits resulting in cough-associated admissions



Weekly count of ED visits for influenza-like illness



Weekly count of ED visits for COVID-like illness



The Electronic Surveillance System for the Early Notification of Community-Based Epidemics (ESSENCE-FL) includes chief complaint data from 211 of 212 Florida EDs. Data are transmitted electronically to ESSENCE-FL daily or hourly.

Coronavirus: summary for Gilchrist County

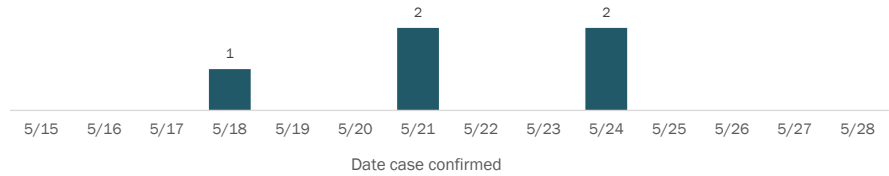
Data for May 29, 2020 (verified at 10 AM)

Data in this report are provisional and subject to change.

Confirmed cases

Total cases	12
Florida residents	12
Non-Florida residents	0
Gender for Florida residents	
Men	5
Women	7
Unknown	0
Age for Florida residents	
Range	21 - 79
Median age	50

Cases confirmed in Florida residents per day



Race, ethnicity	Cases	Hospitalizations	Deaths
White	8 (67%)	0	0 (N/A)
Hispanic	0 (0%)	0	0 (N/A)
Non-Hispanic	8 (67%)	0	0 (N/A)
Unknown ethnicity	0 (0%)	0	0 (N/A)
Black	1 (8%)	0	0 (N/A)
Hispanic	0 (0%)	0	0 (N/A)
Non-Hispanic	1 (8%)	0	0 (N/A)
Unknown ethnicity	0 (0%)	0	0 (N/A)
Other	2 (17%)	0	0 (N/A)
Hispanic	2 (17%)	0	0 (N/A)
Non-Hispanic	0 (0%)	0	0 (N/A)
Unknown ethnicity	0 (0%)	0	0 (N/A)
Unknown race	1 (8%)	0	0 (N/A)
Hispanic	0 (0%)	0	0 (N/A)
Non-Hispanic	1 (8%)	0	0 (N/A)
Unknown ethnicity	0 (0%)	0	0 (N/A)
Total	12	0	0

Outcomes for Florida residents

Gilchrist		
Hospitalizations	0	(0% of all cases)
Deaths	0	(0% of all cases)

Statewide

Hospitalizations	9,982	(19% of all cases)
Deaths	2,413	(5% of all cases)

Cases in facility staff/residents

Gilchrist		
Long-term care	1	(8% of all cases)
Correctional	0	(0% of all cases)

Statewide

Long-term care	8,826	(17% of all cases)
Correctional	2,504	(5% of all cases)

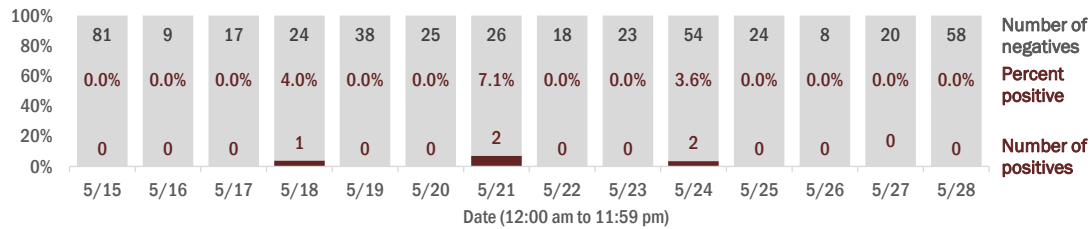
Hospitalization counts include anyone who was hospitalized at some point during their illness. It does not reflect the number of people currently hospitalized.

Other race includes any person with a race of American Indian/Alaskan native, Asian, native Hawaiian/Pacific Islander, or other.

Laboratory testing for Florida residents and non-Florida residents over the past 2 weeks

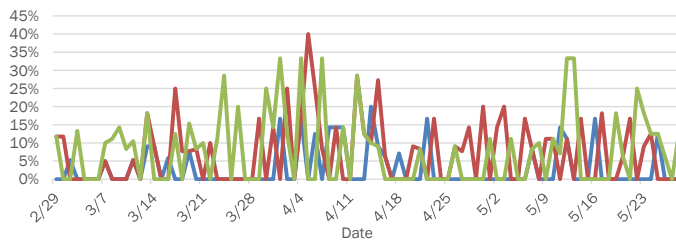
Number and percent of positive labs

These counts include the number of people for whom the department received laboratory results by day. This percent is the number of people who test positive for the first time divided by all the people tested that day, excluding people who have previously tested positive.

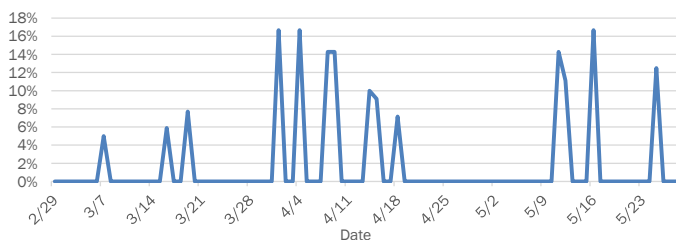


Emergency department (ED) chief complaint and admission data for Gilchrist County

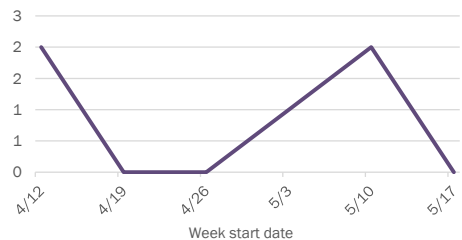
Daily percent of ED visits mentioning cough, fever, or shortness of breath



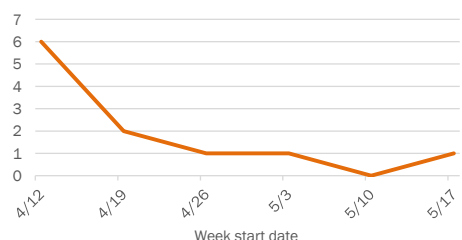
Daily percent of ED visits resulting in cough-associated admissions



Weekly count of ED visits for influenza-like illness



Weekly count of ED visits for COVID-like illness



The Electronic Surveillance System for the Early Notification of Community-Based Epidemics (ESSENCE-FL) includes chief complaint data from 211 of 212 Florida EDs. Data are transmitted electronically to ESSENCE-FL daily or hourly.

Coronavirus: summary for Glades County

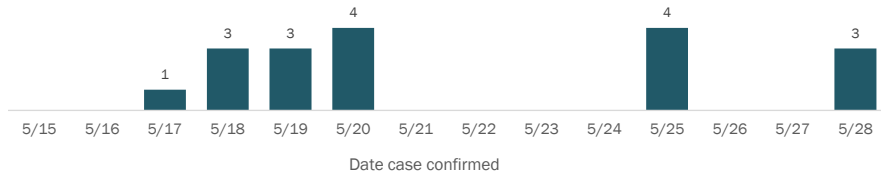
Data for May 29, 2020 (verified at 10 AM)

Data in this report are provisional and subject to change.

Confirmed cases

Total cases	27
Florida residents	27
Non-Florida residents	0
Gender for Florida residents	
Men	15
Women	12
Unknown	0
Age for Florida residents	
Range	3 - 89
Median age	38

Cases confirmed in Florida residents per day



Race, ethnicity	Cases	Hospitalizations	Deaths
White	20 (74%)	3 (75%)	1 (100%)
Hispanic	12 (44%)	0 (0%)	0 (0%)
Non-Hispanic	8 (30%)	3 (75%)	1 (100%)
Unknown ethnicity	0 (0%)	0 (0%)	0 (0%)
Black	5 (19%)	1 (25%)	0 (0%)
Hispanic	0 (0%)	0 (0%)	0 (0%)
Non-Hispanic	4 (15%)	1 (25%)	0 (0%)
Unknown ethnicity	1 (4%)	0 (0%)	0 (0%)
Other	0 (0%)	0 (0%)	0 (0%)
Hispanic	0 (0%)	0 (0%)	0 (0%)
Non-Hispanic	0 (0%)	0 (0%)	0 (0%)
Unknown ethnicity	0 (0%)	0 (0%)	0 (0%)
Unknown race	2 (7%)	0 (0%)	0 (0%)
Hispanic	0 (0%)	0 (0%)	0 (0%)
Non-Hispanic	0 (0%)	0 (0%)	0 (0%)
Unknown ethnicity	2 (7%)	0 (0%)	0 (0%)
Total	27	4	1

Outcomes for Florida residents

Glades	
Hospitalizations	4 (15% of all cases)
Deaths	1 (4% of all cases)

Statewide

Hospitalizations	9,982 (19% of all cases)
Deaths	2,413 (5% of all cases)

Cases in facility staff/residents

Glades	
Long-term care	2 (7% of all cases)
Correctional	3 (11% of all cases)

Statewide

Long-term care	8,826 (17% of all cases)
Correctional	2,504 (5% of all cases)

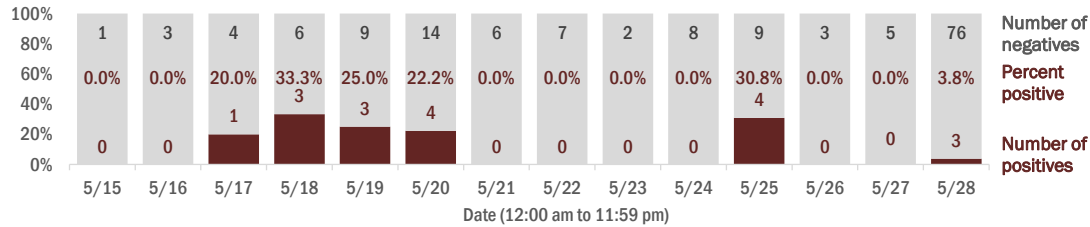
Hospitalization counts include anyone who was hospitalized at some point during their illness. It does not reflect the number of people currently hospitalized.

Other race includes any person with a race of American Indian/Alaskan native, Asian, native Hawaiian/Pacific Islander, or other.

Laboratory testing for Florida residents and non-Florida residents over the past 2 weeks

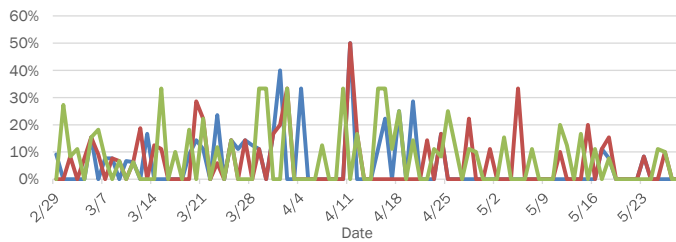
Number and percent of positive labs

These counts include the number of people for whom the department received laboratory results by day. This percent is the number of people who test positive for the first time divided by all the people tested that day, excluding people who have previously tested positive.

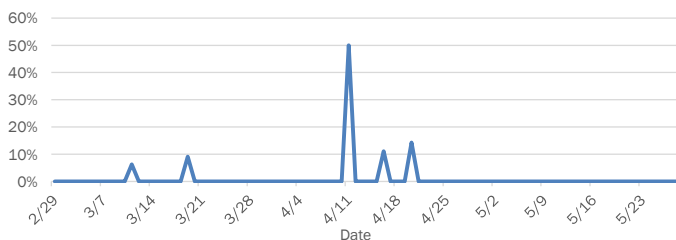


Emergency department (ED) chief complaint and admission data for Glades County

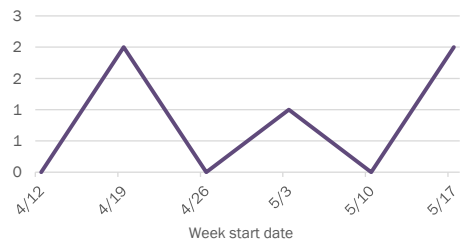
Daily percent of ED visits mentioning cough, fever, or shortness of breath



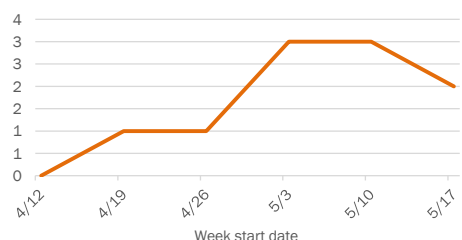
Daily percent of ED visits resulting in cough-associated admissions



Weekly count of ED visits for influenza-like illness



Weekly count of ED visits for COVID-like illness



The Electronic Surveillance System for the Early Notification of Community-Based Epidemics (ESSENCE-FL) includes chief complaint data from 211 of 212 Florida EDs. Data are transmitted electronically to ESSENCE-FL daily or hourly.

Coronavirus: summary for Gulf County

Data for May 29, 2020 (verified at 10 AM)

Data in this report are provisional and subject to change.

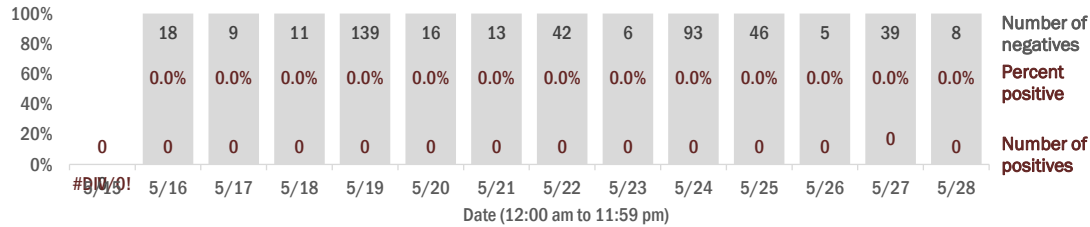
Confirmed cases							
Total cases	1	Cases confirmed in Florida residents per day					
Florida residents	1	5/15	5/16	5/17	5/18	5/19	
Non-Florida residents	0	5/20	5/21	5/22	5/23	5/24	
Gender for Florida residents							
Men	0	5/25	5/26	5/27	5/28		
Women	1	Date case confirmed					
Unknown	0						
Age for Florida residents							
Range	42 - 42						
Median age	42						
Race, ethnicity	Cases	Hospitalizations	Deaths	Outcomes for Florida residents			
White	1	0	0	Gulf			
Hispanic	0	0	0	Hospitalizations	0	(0% of all cases)	
Non-Hispanic	1	0	0	Deaths	0	(0% of all cases)	
Unknown ethnicity	0	0	0	Statewide			
Black	0	0	0	Hospitalizations	9,982	(19% of all cases)	
Hispanic	0	0	0	Deaths	2,413	(5% of all cases)	
Non-Hispanic	0	0	0	Cases in facility staff/residents			
Unknown ethnicity	0	0	0	Gulf			
Other	0	0	0	Long-term care	0	(0% of all cases)	
Hispanic	0	0	0	Correctional	0	(0% of all cases)	
Non-Hispanic	0	0	0	Statewide			
Unknown ethnicity	0	0	0	Long-term care	8,826	(17% of all cases)	
Unknown race	0	0	0	Correctional	2,504	(5% of all cases)	
Hispanic	0	0	0				
Non-Hispanic	0	0	0				
Unknown ethnicity	0	0	0				
Total	1	0	0				

Hospitalization counts include anyone who was hospitalized at some point during their illness. It does not reflect the number of people currently hospitalized.
Other race includes any person with a race of American Indian/Alaskan native, Asian, native Hawaiian/Pacific Islander, or other.

Laboratory testing for Florida residents and non-Florida residents over the past 2 weeks

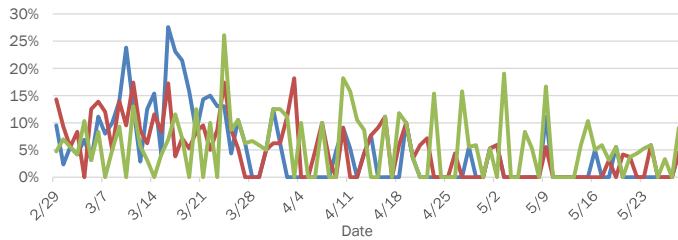
Number and percent of positive labs

These counts include the number of people for whom the department received laboratory results by day. This percent is the number of people who test positive for the first time divided by all the people tested that day, excluding people who have previously tested positive.

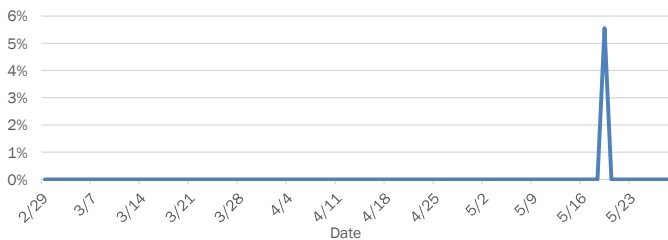


Emergency department (ED) chief complaint and admission data for Gulf County

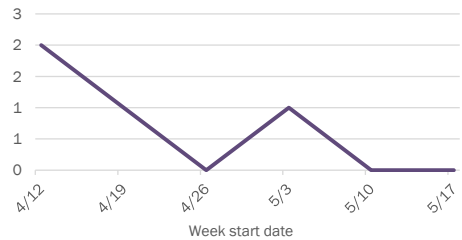
Daily percent of ED visits mentioning cough, fever, or shortness of breath



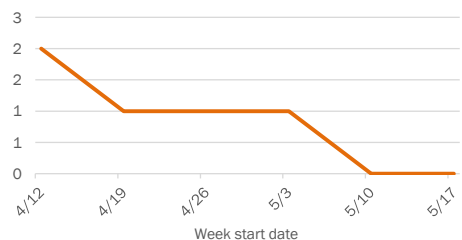
Daily percent of ED visits resulting in cough-associated admissions



Weekly count of ED visits for influenza-like illness



Weekly count of ED visits for COVID-like illness



The Electronic Surveillance System for the Early Notification of Community-Based Epidemics (ESSENCE-FL) includes chief complaint data from 211 of 212 Florida EDs. Data are transmitted electronically to ESSENCE-FL daily or hourly.

Coronavirus: summary for Hamilton County

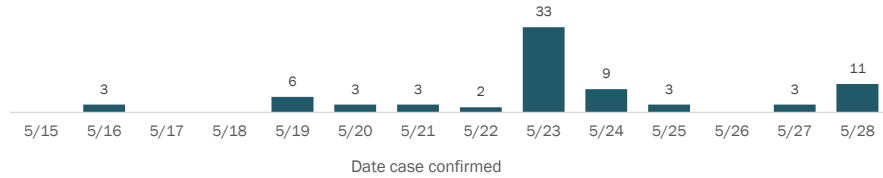
Data for May 29, 2020 (verified at 10 AM)

Data in this report are provisional and subject to change.

Confirmed cases

Total cases	221
Florida residents	220
Non-Florida residents	1
Gender for Florida residents	
Men	207
Women	13
Unknown	0
Age for Florida residents	
Range	17 - 84
Median age	41

Cases confirmed in Florida residents per day



Race, ethnicity	Cases	Hospitalizations	Deaths
White	101	0	0
Hispanic	8	0	0
Non-Hispanic	29	0	0
Unknown ethnicity	64	0	0
Black	100	2	0
Hispanic	1	0	0
Non-Hispanic	34	2	0
Unknown ethnicity	65	0	0
Other	13	2	0
Hispanic	4	2	0
Non-Hispanic	0	0	0
Unknown ethnicity	9	0	0
Unknown race	6	0	0
Hispanic	0	0	0
Non-Hispanic	0	0	0
Unknown ethnicity	6	0	0
Total	220	4	0

Outcomes for Florida residents

Hamilton	
Hospitalizations	4 (2% of all cases)
Deaths	0 (0% of all cases)

Statewide

Hospitalizations	9,982 (19% of all cases)
Deaths	2,413 (5% of all cases)

Cases in facility staff/residents

Hamilton	
Long-term care	3 (1% of all cases)
Correctional	198 (90% of all cases)

Statewide

Long-term care	8,826 (17% of all cases)
Correctional	2,504 (5% of all cases)

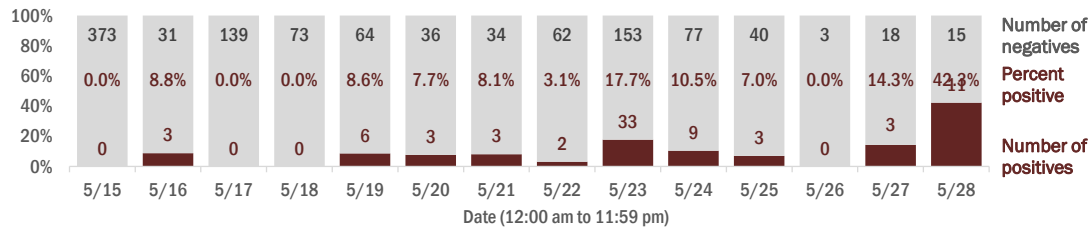
Hospitalization counts include anyone who was hospitalized at some point during their illness. It does not reflect the number of people currently hospitalized.

Other race includes any person with a race of American Indian/Alaskan native, Asian, native Hawaiian/Pacific Islander, or other.

Laboratory testing for Florida residents and non-Florida residents over the past 2 weeks

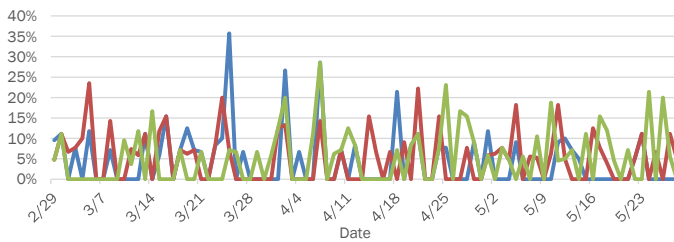
Number and percent of positive labs

These counts include the number of people for whom the department received laboratory results by day. This percent is the number of people who test positive for the first time divided by all the people tested that day, excluding people who have previously tested positive.

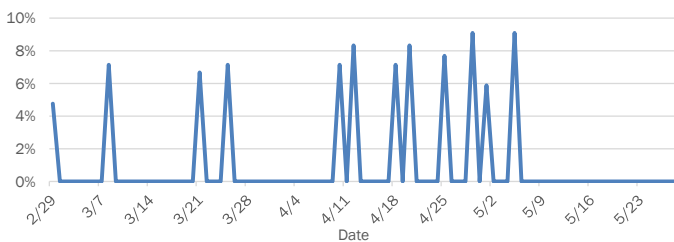


Emergency department (ED) chief complaint and admission data for Hamilton County

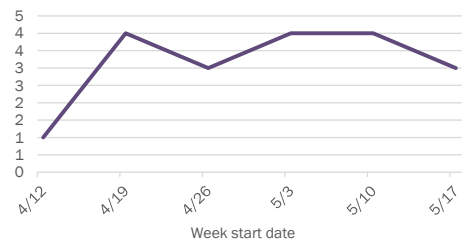
Daily percent of ED visits mentioning cough, fever, or shortness of breath



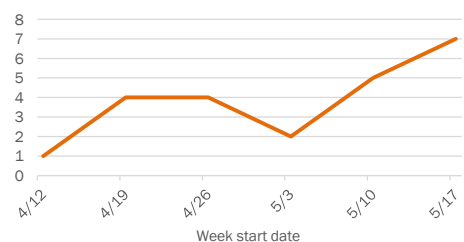
Daily percent of ED visits resulting in cough-associated admissions



Weekly count of ED visits for influenza-like illness



Weekly count of ED visits for COVID-like illness



The Electronic Surveillance System for the Early Notification of Community-Based Epidemics (ESSENCE-FL) includes chief complaint data from 211 of 212 Florida EDs. Data are transmitted electronically to ESSENCE-FL daily or hourly.

Coronavirus: summary for Hardee County

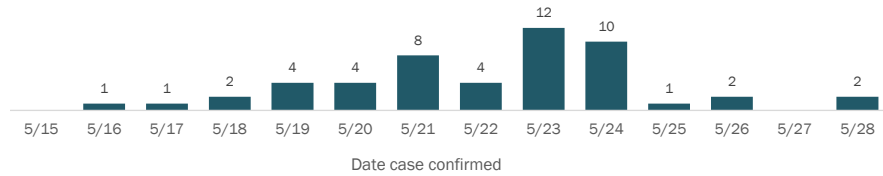
Data for May 29, 2020 (verified at 10 AM)

Data in this report are provisional and subject to change.

Confirmed cases

Total cases	91
Florida residents	89
Non-Florida residents	2
Gender for Florida residents	
Men	49
Women	40
Unknown	0
Age for Florida residents	
Range	2 - 83
Median age	30

Cases confirmed in Florida residents per day



Race, ethnicity	Cases	Hospitalizations	Deaths
White	46 (52%)	3 (27%)	0 (0%)
Hispanic	33 (37%)	1 (9%)	0 (0%)
Non-Hispanic	13 (15%)	2 (18%)	0 (0%)
Unknown ethnicity	0 (0%)	0 (0%)	0 (0%)
Black	33 (37%)	6 (55%)	0 (0%)
Hispanic	0 (0%)	0 (0%)	0 (0%)
Non-Hispanic	32 (36%)	6 (55%)	0 (0%)
Unknown ethnicity	1 (1%)	0 (0%)	0 (0%)
Other	9 (10%)	2 (18%)	0 (0%)
Hispanic	7 (8%)	1 (9%)	0 (0%)
Non-Hispanic	2 (2%)	1 (9%)	0 (0%)
Unknown ethnicity	0 (0%)	0 (0%)	0 (0%)
Unknown race	1 (1%)	0 (0%)	0 (0%)
Hispanic	0 (0%)	0 (0%)	0 (0%)
Non-Hispanic	0 (0%)	0 (0%)	0 (0%)
Unknown ethnicity	1 (1%)	0 (0%)	0 (0%)
Total	89	11	0

Outcomes for Florida residents

Hardee		
Hospitalizations	11	(12% of all cases)
Deaths	0	(0% of all cases)

Statewide

Hospitalizations	9,982	(19% of all cases)
Deaths	2,413	(5% of all cases)

Cases in facility staff/residents

Hardee		
Long-term care	5	(6% of all cases)
Correctional	2	(2% of all cases)

Statewide

Long-term care	8,826	(17% of all cases)
Correctional	2,504	(5% of all cases)

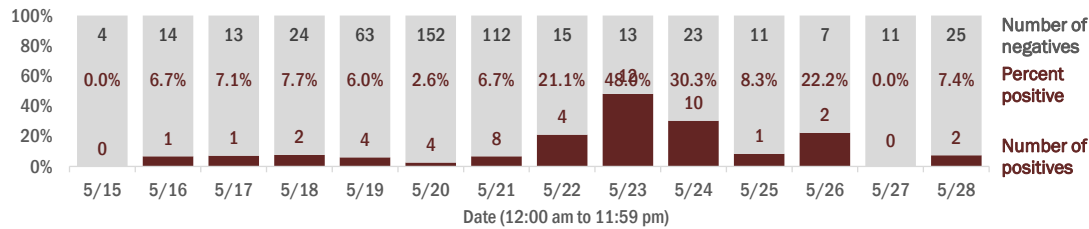
Hospitalization counts include anyone who was hospitalized at some point during their illness. It does not reflect the number of people currently hospitalized.

Other race includes any person with a race of American Indian/Alaskan native, Asian, native Hawaiian/Pacific Islander, or other.

Laboratory testing for Florida residents and non-Florida residents over the past 2 weeks

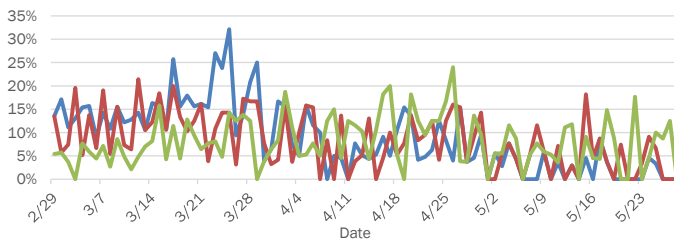
Number and percent of positive labs

These counts include the number of people for whom the department received laboratory results by day. This percent is the number of people who test positive for the first time divided by all the people tested that day, excluding people who have previously tested positive.

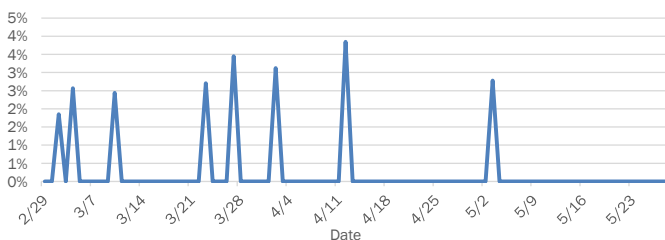


Emergency department (ED) chief complaint and admission data for Hardee County

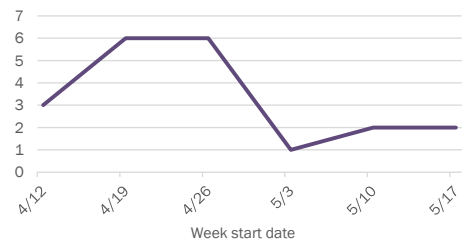
Daily percent of ED visits mentioning cough, fever, or shortness of breath



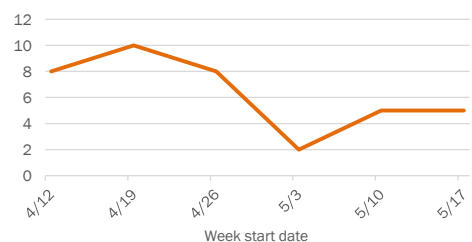
Daily percent of ED visits resulting in cough-associated admissions



Weekly count of ED visits for influenza-like illness



Weekly count of ED visits for COVID-like illness



The Electronic Surveillance System for the Early Notification of Community-Based Epidemics (ESSENCE-FL) includes chief complaint data from 211 of 212 Florida EDs. Data are transmitted electronically to ESSENCE-FL daily or hourly.

Coronavirus: summary for Hendry County

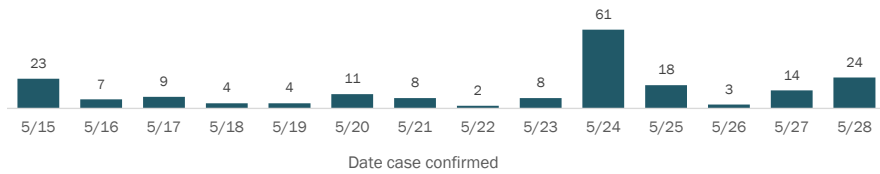
Data for May 29, 2020 (verified at 10 AM)

Data in this report are provisional and subject to change.

Confirmed cases

Total cases	387
Florida residents	387
Non-Florida residents	0
Gender for Florida residents	
Men	250
Women	137
Unknown	0
Age for Florida residents	
Range	0 - 101
Median age	40

Cases confirmed in Florida residents per day



Race, ethnicity	Cases	Hospitalizations	Deaths
White	293 (76%)	26 (57%)	11 (79%)
Hispanic	231 (60%)	14 (30%)	2 (14%)
Non-Hispanic	57 (15%)	12 (26%)	9 (64%)
Unknown ethnicity	5 (1%)	0 (0%)	0 (0%)
Black	50 (13%)	13 (28%)	3 (21%)
Hispanic	0 (0%)	0 (0%)	0 (0%)
Non-Hispanic	48 (12%)	11 (24%)	3 (21%)
Unknown ethnicity	2 (1%)	2 (4%)	0 (0%)
Other	12 (3%)	6 (13%)	0 (0%)
Hispanic	8 (2%)	4 (9%)	0 (0%)
Non-Hispanic	4 (1%)	2 (4%)	0 (0%)
Unknown ethnicity	0 (0%)	0 (0%)	0 (0%)
Unknown race	32 (8%)	1 (2%)	0 (0%)
Hispanic	22 (6%)	0 (0%)	0 (0%)
Non-Hispanic	0 (0%)	0 (0%)	0 (0%)
Unknown ethnicity	10 (3%)	1 (2%)	0 (0%)
Total	387	46	14

Outcomes for Florida residents

Hendry	
Hospitalizations	46 (12% of all cases)
Deaths	14 (4% of all cases)

Statewide

Hospitalizations	9,982 (19% of all cases)
Deaths	2,413 (5% of all cases)

Cases in facility staff/residents

Hendry	
Long-term care	69 (18% of all cases)
Correctional	14 (4% of all cases)

Statewide

Long-term care	8,826 (17% of all cases)
Correctional	2,504 (5% of all cases)

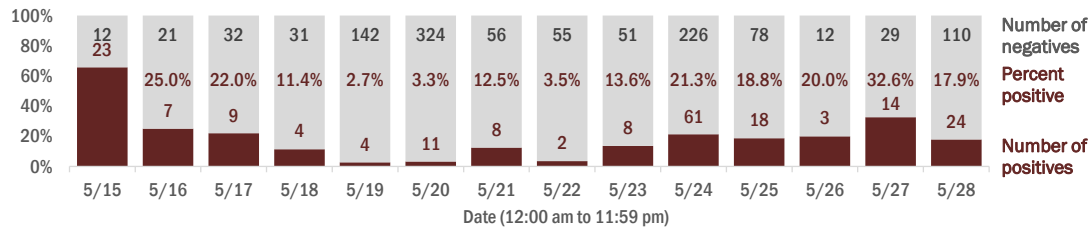
Hospitalization counts include anyone who was hospitalized at some point during their illness. It does not reflect the number of people currently hospitalized.

Other race includes any person with a race of American Indian/Alaskan native, Asian, native Hawaiian/Pacific Islander, or other.

Laboratory testing for Florida residents and non-Florida residents over the past 2 weeks

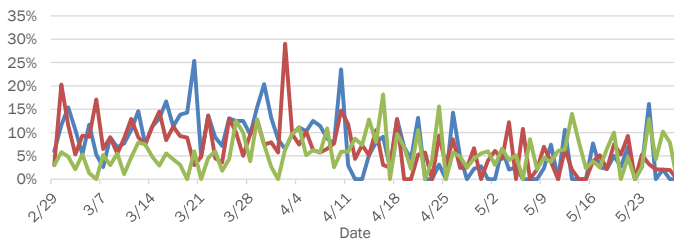
Number and percent of positive labs

These counts include the number of people for whom the department received laboratory results by day. This percent is the number of people who test positive for the first time divided by all the people tested that day, excluding people who have previously tested positive.

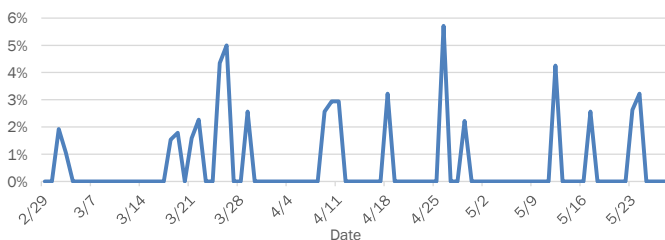


Emergency department (ED) chief complaint and admission data for Hendry County

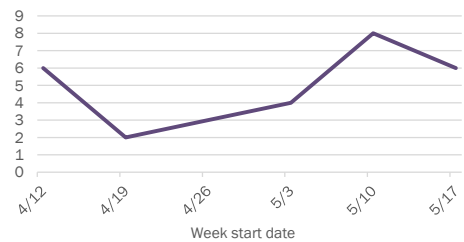
Daily percent of ED visits mentioning cough, fever, or shortness of breath



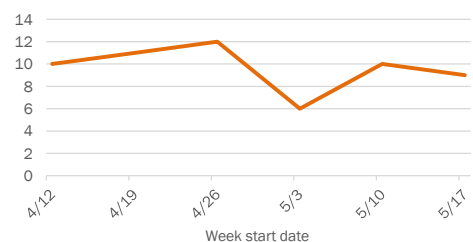
Daily percent of ED visits resulting in cough-associated admissions



Weekly count of ED visits for influenza-like illness



Weekly count of ED visits for COVID-like illness



The Electronic Surveillance System for the Early Notification of Community-Based Epidemics (ESSENCE-FL) includes chief complaint data from 211 of 212 Florida EDs. Data are transmitted electronically to ESSENCE-FL daily or hourly.

Coronavirus: summary for Hernando County

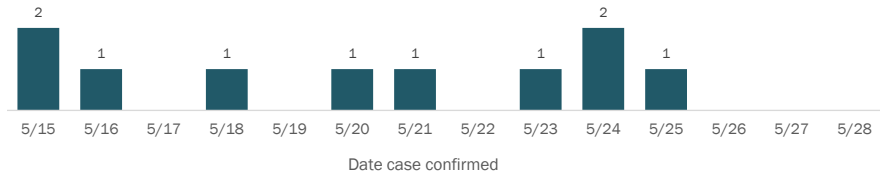
Data for May 29, 2020 (verified at 10 AM)

Data in this report are provisional and subject to change.

Confirmed cases

Total cases	113
Florida residents	109
Non-Florida residents	4
Gender for Florida residents	
Men	55
Women	54
Unknown	0
Age for Florida residents	
Range	1 - 85
Median age	46

Cases confirmed in Florida residents per day



Race, ethnicity	Cases	Hospitalizations	Deaths
White	90	18	4
Hispanic	23	4	1
Non-Hispanic	66	14	3
Unknown ethnicity	1	0	0
Black	17	3	1
Hispanic	0	0	0
Non-Hispanic	17	3	1
Unknown ethnicity	0	0	0
Other	2	1	0
Hispanic	1	1	0
Non-Hispanic	1	0	0
Unknown ethnicity	0	0	0
Unknown race	0	0	0
Hispanic	0	0	0
Non-Hispanic	0	0	0
Unknown ethnicity	0	0	0
Total	109	22	5

Outcomes for Florida residents

Hernando	
Hospitalizations	22 (20% of all cases)
Deaths	5 (5% of all cases)

Statewide

Hospitalizations	9,982 (19% of all cases)
Deaths	2,413 (5% of all cases)

Cases in facility staff/residents

Hernando	
Long-term care	7 (6% of all cases)
Correctional	6 (6% of all cases)

Statewide

Long-term care	8,826 (17% of all cases)
Correctional	2,504 (5% of all cases)

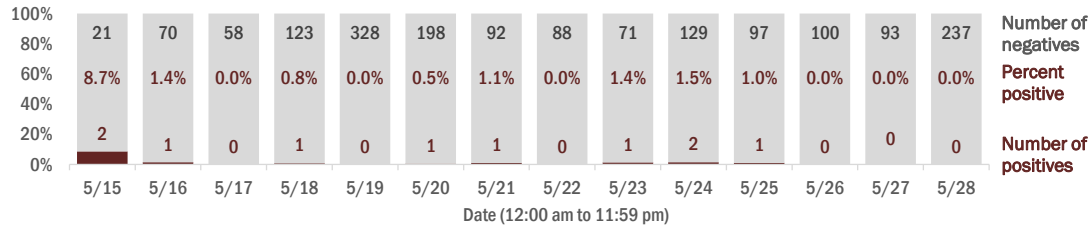
Hospitalization counts include anyone who was hospitalized at some point during their illness. It does not reflect the number of people currently hospitalized.

Other race includes any person with a race of American Indian/Alaskan native, Asian, native Hawaiian/Pacific Islander, or other.

Laboratory testing for Florida residents and non-Florida residents over the past 2 weeks

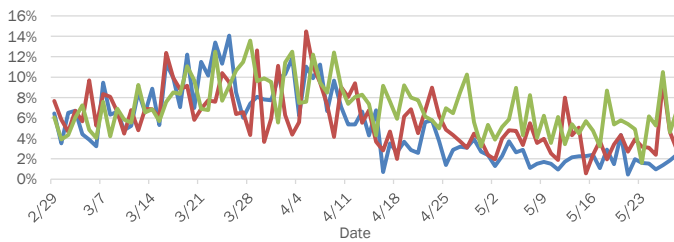
Number and percent of positive labs

These counts include the number of people for whom the department received laboratory results by day. This percent is the number of people who test positive for the first time divided by all the people tested that day, excluding people who have previously tested positive.

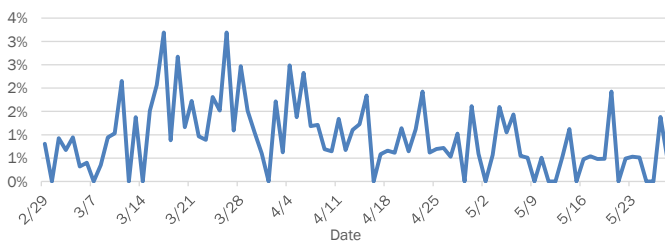


Emergency department (ED) chief complaint and admission data for Hernando County

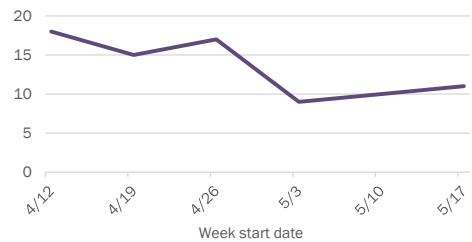
Daily percent of ED visits mentioning cough, fever, or shortness of breath



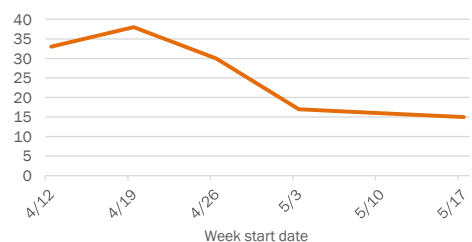
Daily percent of ED visits resulting in cough-associated admissions



Weekly count of ED visits for influenza-like illness



Weekly count of ED visits for COVID-like illness



The Electronic Surveillance System for the Early Notification of Community-Based Epidemics (ESSENCE-FL) includes chief complaint data from 211 of 212 Florida EDs. Data are transmitted electronically to ESSENCE-FL daily or hourly.

Coronavirus: summary for Highlands County

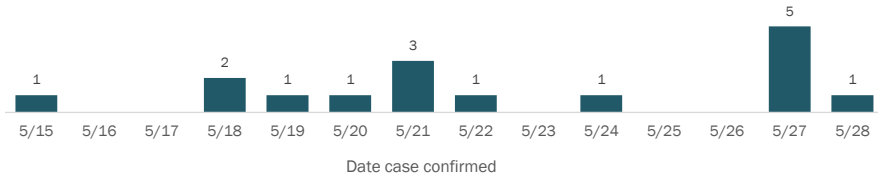
Data for May 29, 2020 (verified at 10 AM)

Data in this report are provisional and subject to change.

Confirmed cases

Total cases	120
Florida residents	118
Non-Florida residents	2
Gender for Florida residents	
Men	59
Women	59
Unknown	0
Age for Florida residents	
Range	0 - 85
Median age	55

Cases confirmed in Florida residents per day



Race, ethnicity	Cases	Hospitalizations	Deaths
White	67 (57%)	16 (43%)	2 (22%)
Hispanic	22 (19%)	4 (11%)	0 (0%)
Non-Hispanic	39 (33%)	10 (27%)	2 (22%)
Unknown ethnicity	6 (5%)	2 (5%)	0 (0%)
Black	27 (23%)	12 (32%)	4 (44%)
Hispanic	1 (1%)	0 (0%)	0 (0%)
Non-Hispanic	25 (21%)	11 (30%)	3 (33%)
Unknown ethnicity	1 (1%)	1 (3%)	1 (11%)
Other	21 (18%)	9 (24%)	3 (33%)
Hispanic	14 (12%)	6 (16%)	2 (22%)
Non-Hispanic	7 (6%)	3 (8%)	1 (11%)
Unknown ethnicity	0 (0%)	0 (0%)	0 (0%)
Unknown race	3 (3%)	0 (0%)	0 (0%)
Hispanic	1 (1%)	0 (0%)	0 (0%)
Non-Hispanic	0 (0%)	0 (0%)	0 (0%)
Unknown ethnicity	2 (2%)	0 (0%)	0 (0%)
Total	118	37	9

Outcomes for Florida residents

Highlands	
Hospitalizations	37 (31% of all cases)
Deaths	9 (8% of all cases)

Statewide

Hospitalizations	9,982 (19% of all cases)
Deaths	2,413 (5% of all cases)

Cases in facility staff/residents

Highlands	
Long-term care	10 (8% of all cases)
Correctional	1 (1% of all cases)

Statewide

Long-term care	8,826 (17% of all cases)
Correctional	2,504 (5% of all cases)

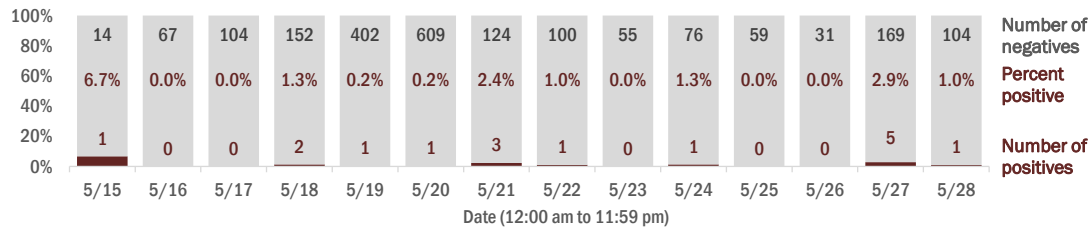
Hospitalization counts include anyone who was hospitalized at some point during their illness. It does not reflect the number of people currently hospitalized.

Other race includes any person with a race of American Indian/Alaskan native, Asian, native Hawaiian/Pacific Islander, or other.

Laboratory testing for Florida residents and non-Florida residents over the past 2 weeks

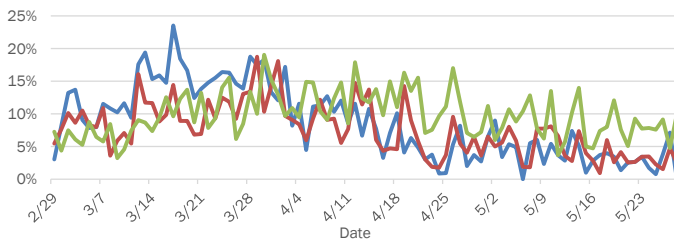
Number and percent of positive labs

These counts include the number of people for whom the department received laboratory results by day. This percent is the number of people who test positive for the first time divided by all the people tested that day, excluding people who have previously tested positive.

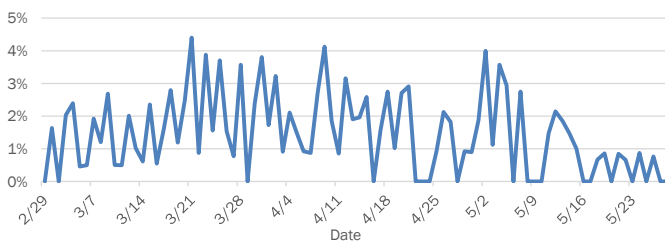


Emergency department (ED) chief complaint and admission data for Highlands County

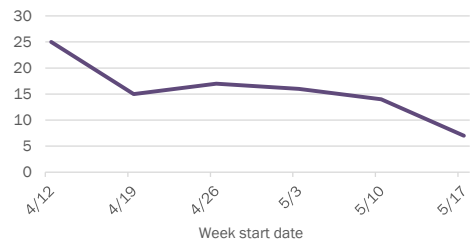
Daily percent of ED visits mentioning cough, fever, or shortness of breath



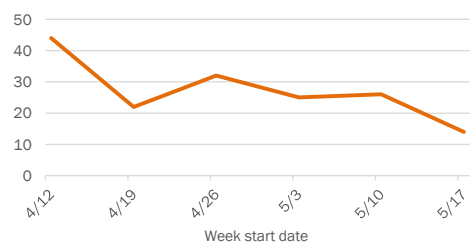
Daily percent of ED visits resulting in cough-associated admissions



Weekly count of ED visits for influenza-like illness



Weekly count of ED visits for COVID-like illness



The Electronic Surveillance System for the Early Notification of Community-Based Epidemics (ESSENCE-FL) includes chief complaint data from 211 of 212 Florida EDs. Data are transmitted electronically to ESSENCE-FL daily or hourly.

Coronavirus: summary for Hillsborough County

Data for May 29, 2020 (verified at 10 AM)

Data in this report are provisional and subject to change.

Confirmed cases			Cases confirmed in Florida residents per day											
Total cases	2,069													
Florida residents	2,010													
Non-Florida residents	59													
Gender for Florida residents														
Men	940													
Women	1,069													
Unknown	1													
Age for Florida residents														
Range	0 - 104													
Median age	47													
Race, ethnicity														
White	944	47%	215	52%	46	58%								
Hispanic	327	16%	54	13%	6	8%								
Non-Hispanic	559	28%	148	36%	38	48%								
Unknown ethnicity	58	3%	13	3%	2	3%								
Black	421	21%	120	29%	21	27%								
Hispanic	12	1%	3	1%	0	0%								
Non-Hispanic	386	19%	112	27%	21	27%								
Unknown ethnicity	23	1%	5	1%	0	0%								
Other	414	21%	69	17%	8	10%								
Hispanic	220	11%	36	9%	5	6%								
Non-Hispanic	150	7%	26	6%	2	3%								
Unknown ethnicity	44	2%	7	2%	1	1%								
Unknown race	231	11%	6	1%	4	5%								
Hispanic	12	1%	0	0%	0	0%								
Non-Hispanic	7	0%	0	0%	0	0%								
Unknown ethnicity	212	11%	6	1%	4	5%								
Total	2,010		410		79									

Outcomes for Florida residents		
Hillsborough		
Hospitalizations	410	(20% of all cases)
Deaths	79	(4% of all cases)
Statewide		
Hospitalizations	9,982	(19% of all cases)
Deaths	2,413	(5% of all cases)

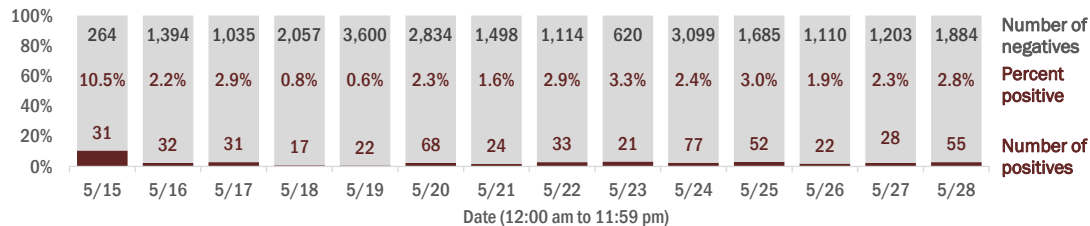
Cases in facility staff/residents		
Hillsborough		
Long-term care	417	(21% of all cases)
Correctional	6	(0% of all cases)
Statewide		
Long-term care	8,826	(17% of all cases)
Correctional	2,504	(5% of all cases)

Hospitalization counts include anyone who was hospitalized at some point during their illness. It does not reflect the number of people currently hospitalized.
Other race includes any person with a race of American Indian/Alaskan native, Asian, native Hawaiian/Pacific Islander, or other.

Laboratory testing for Florida residents and non-Florida residents over the past 2 weeks

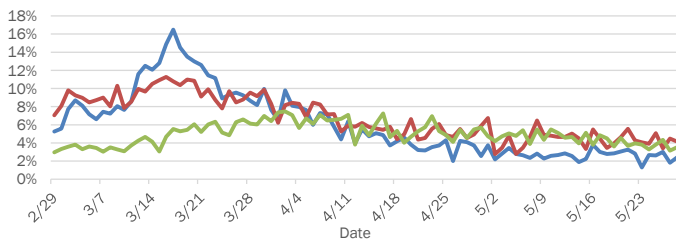
Number and percent of positive labs

These counts include the number of people for whom the department received laboratory results by day. This percent is the number of people who test positive for the first time divided by all the people tested that day, excluding people who have previously tested positive.

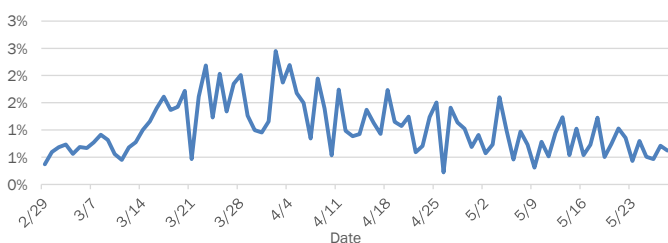


Emergency department (ED) chief complaint and admission data for Hillsborough County

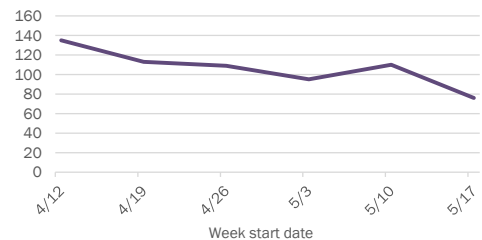
Daily percent of ED visits mentioning cough, fever, or shortness of breath



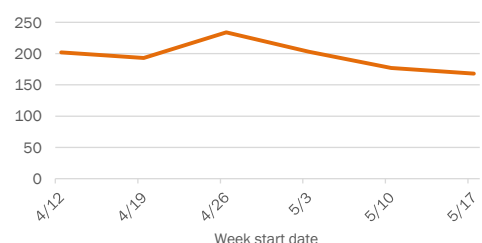
Daily percent of ED visits resulting in cough-associated admissions



Weekly count of ED visits for influenza-like illness



Weekly count of ED visits for COVID-like illness



The Electronic Surveillance System for the Early Notification of Community-Based Epidemics (ESSENCE-FL) includes chief complaint data from 211 of 212 Florida EDs. Data are transmitted electronically to ESSENCE-FL daily or hourly.

Coronavirus: summary for Holmes County

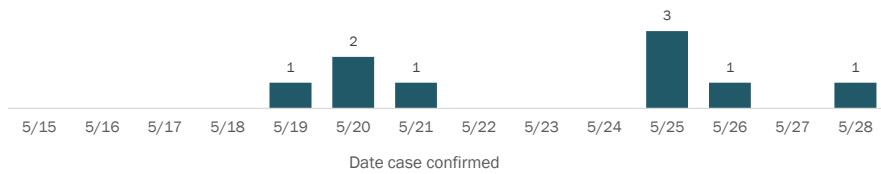
Data for May 29, 2020 (verified at 10 AM)

Data in this report are provisional and subject to change.

Confirmed cases

Total cases	19
Florida residents	19
Non-Florida residents	0
Gender for Florida residents	
Men	11
Women	8
Unknown	0
Age for Florida residents	
Range	1 - 79
Median age	40

Cases confirmed in Florida residents per day



Race, ethnicity	Cases	Hospitalizations	Deaths
White	14 (74%)	0 (0%)	0 (0%)
Hispanic	0	0	0
Non-Hispanic	14	0	0
Unknown ethnicity	0	0	0
Black	3 (16%)	1 (100%)	0 (0%)
Hispanic	0	0	0
Non-Hispanic	3	1	0
Unknown ethnicity	0	0	0
Other	1 (5%)	0 (0%)	0 (0%)
Hispanic	0	0	0
Non-Hispanic	1	0	0
Unknown ethnicity	0	0	0
Unknown race	1 (5%)	0 (0%)	0 (0%)
Hispanic	0	0	0
Non-Hispanic	0	0	0
Unknown ethnicity	1	0	0
Total	19	1	0

Outcomes for Florida residents

Holmes	
Hospitalizations	1 (5% of all cases)
Deaths	0 (0% of all cases)

Statewide

Hospitalizations	9,982 (19% of all cases)
Deaths	2,413 (5% of all cases)

Cases in facility staff/residents

Holmes	
Long-term care	4 (21% of all cases)
Correctional	0 (0% of all cases)

Statewide

Long-term care	8,826 (17% of all cases)
Correctional	2,504 (5% of all cases)

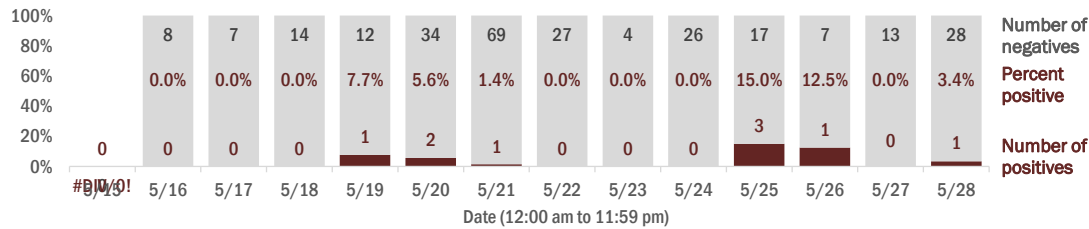
Hospitalization counts include anyone who was hospitalized at some point during their illness. It does not reflect the number of people currently hospitalized.

Other race includes any person with a race of American Indian/Alaskan native, Asian, native Hawaiian/Pacific Islander, or other.

Laboratory testing for Florida residents and non-Florida residents over the past 2 weeks

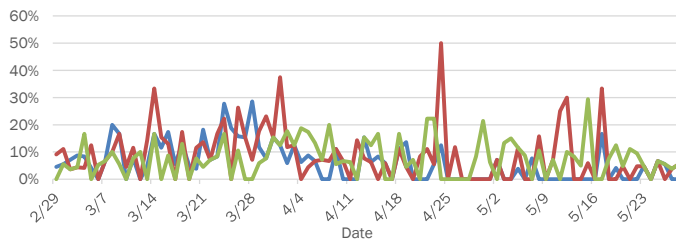
Number and percent of positive labs

These counts include the number of people for whom the department received laboratory results by day. This percent is the number of people who test positive for the first time divided by all the people tested that day, excluding people who have previously tested positive.

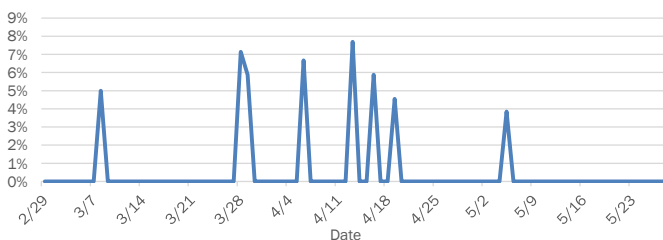


Emergency department (ED) chief complaint and admission data for Holmes County

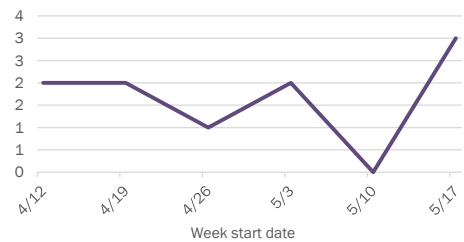
Daily percent of ED visits mentioning cough, fever, or shortness of breath



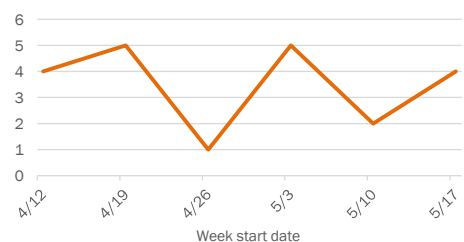
Daily percent of ED visits resulting in cough-associated admissions



Weekly count of ED visits for influenza-like illness



Weekly count of ED visits for COVID-like illness



The Electronic Surveillance System for the Early Notification of Community-Based Epidemics (ESSENCE-FL) includes chief complaint data from 211 of 212 Florida EDs. Data are transmitted electronically to ESSENCE-FL daily or hourly.

Coronavirus: summary for Indian River County

Data for May 29, 2020 (verified at 10 AM)

Data in this report are provisional and subject to change.

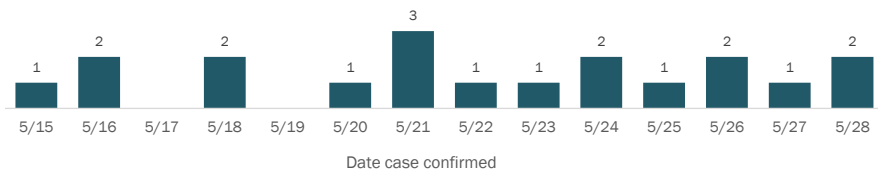
Confirmed cases

Total cases	122
Florida residents	111
Non-Florida residents	11
Gender for Florida residents	
Men	55
Women	56
Unknown	0

Age for Florida residents

Range	5 - 95
Median age	62

Cases confirmed in Florida residents per day



Race, ethnicity	Cases	Hospitalizations	Deaths
White	76 (68%)	19 (66%)	7 (78%)
Hispanic	4 (4%)	0 (0%)	0 (0%)
Non-Hispanic	65 (59%)	17 (59%)	7 (78%)
Unknown ethnicity	7 (6%)	2 (7%)	0 (0%)
Black	9 (8%)	4 (14%)	2 (22%)
Hispanic	0 (0%)	0 (0%)	0 (0%)
Non-Hispanic	9 (8%)	4 (14%)	2 (22%)
Unknown ethnicity	0 (0%)	0 (0%)	0 (0%)
Other	16 (14%)	6 (21%)	0 (0%)
Hispanic	4 (4%)	1 (3%)	0 (0%)
Non-Hispanic	7 (6%)	3 (10%)	0 (0%)
Unknown ethnicity	5 (5%)	2 (7%)	0 (0%)
Unknown race	10 (9%)	0 (0%)	0 (0%)
Hispanic	0 (0%)	0 (0%)	0 (0%)
Non-Hispanic	0 (0%)	0 (0%)	0 (0%)
Unknown ethnicity	10 (9%)	0 (0%)	0 (0%)
Total	111	29	9

Outcomes for Florida residents

Indian River		
Hospitalizations	29	(26% of all cases)
Deaths	9	(8% of all cases)

Statewide

Hospitalizations	9,982	(19% of all cases)
Deaths	2,413	(5% of all cases)

Cases in facility staff/residents

Indian River		
Long-term care	20	(18% of all cases)
Correctional	0	(0% of all cases)

Statewide

Long-term care	8,826	(17% of all cases)
Correctional	2,504	(5% of all cases)

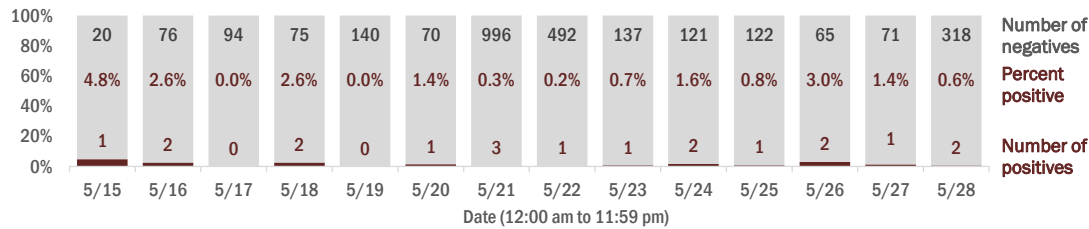
Hospitalization counts include anyone who was hospitalized at some point during their illness. It does not reflect the number of people currently hospitalized.

Other race includes any person with a race of American Indian/Alaskan native, Asian, native Hawaiian/Pacific Islander, or other.

Laboratory testing for Florida residents and non-Florida residents over the past 2 weeks

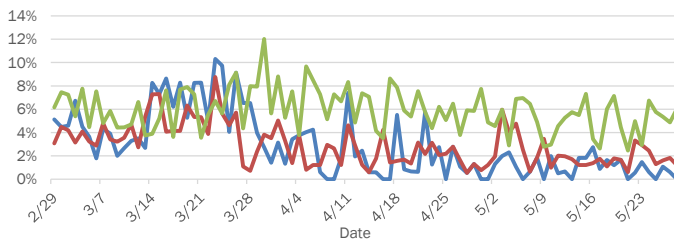
Number and percent of positive labs

These counts include the number of people for whom the department received laboratory results by day. This percent is the number of people who test positive for the first time divided by all the people tested that day, excluding people who have previously tested positive.

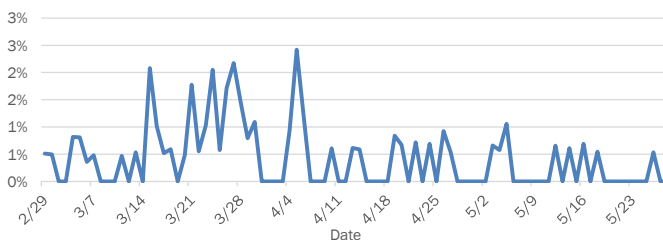


Emergency department (ED) chief complaint and admission data for Indian River County

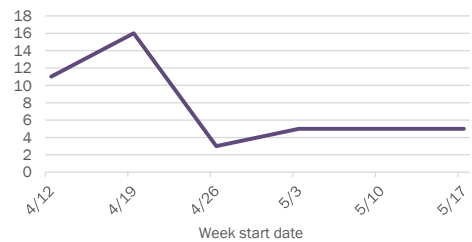
Daily percent of ED visits mentioning cough, fever, or shortness of breath



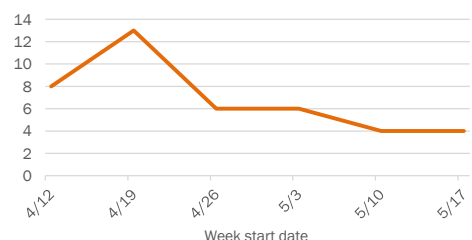
Daily percent of ED visits resulting in cough-associated admissions



Weekly count of ED visits for influenza-like illness



Weekly count of ED visits for COVID-like illness



The Electronic Surveillance System for the Early Notification of Community-Based Epidemics (ESSENCE-FL) includes chief complaint data from 211 of 212 Florida EDs. Data are transmitted electronically to ESSENCE-FL daily or hourly.

Coronavirus: summary for Jackson County

Data for May 29, 2020 (verified at 10 AM)

Data in this report are provisional and subject to change.

Confirmed cases						
Total cases	248	Cases confirmed in Florida residents per day				
Florida residents	242					
Non-Florida residents	6					
Gender for Florida residents						
Men	197					
Women	44					
Unknown	1					
Age for Florida residents						
Range	0 - 82					
Median age	41					
Race, ethnicity						
White	104	43%	5	38%	0	0%
Hispanic	10	4%	0	0%	0	0%
Non-Hispanic	48	20%	3	23%	0	0%
Unknown ethnicity	46	19%	2	15%	0	0%
Black	90	37%	7	54%	1	100%
Hispanic	0	0%	0	0%	0	0%
Non-Hispanic	73	30%	6	46%	1	100%
Unknown ethnicity	17	7%	1	8%	0	0%
Other	9	4%	1	8%	0	0%
Hispanic	5	2%	1	8%	0	0%
Non-Hispanic	2	1%	0	0%	0	0%
Unknown ethnicity	2	1%	0	0%	0	0%
Unknown race	39	16%	0	0%	0	0%
Hispanic	1	0%	0	0%	0	0%
Non-Hispanic	0	0%	0	0%	0	0%
Unknown ethnicity	38	16%	0	0%	0	0%
Total	242		13		1	

Outcomes for Florida residents		
Jackson		
Hospitalizations	13	(5% of all cases)
Deaths	1	(0% of all cases)
Statewide		
Hospitalizations	9,982	(19% of all cases)
Deaths	2,413	(5% of all cases)

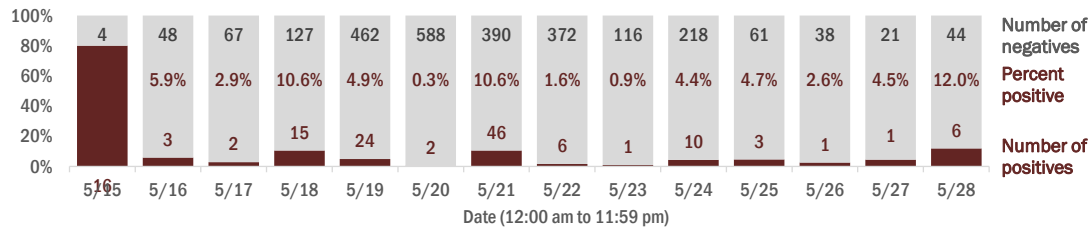
Cases in facility staff/residents		
Jackson		
Long-term care	52	(21% of all cases)
Correctional	139	(57% of all cases)
Statewide		
Long-term care	8,826	(17% of all cases)
Correctional	2,504	(5% of all cases)

Hospitalization counts include anyone who was hospitalized at some point during their illness. It does not reflect the number of people currently hospitalized.
Other race includes any person with a race of American Indian/Alaskan native, Asian, native Hawaiian/Pacific Islander, or other.

Laboratory testing for Florida residents and non-Florida residents over the past 2 weeks

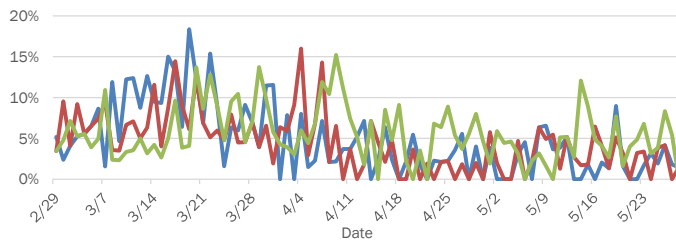
Number and percent of positive labs

These counts include the number of people for whom the department received laboratory results by day. This percent is the number of people who test positive for the first time divided by all the people tested that day, excluding people who have previously tested positive.

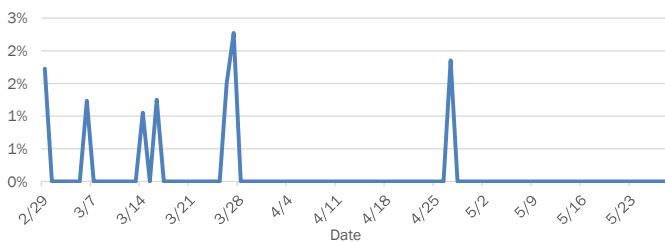


Emergency department (ED) chief complaint and admission data for Jackson County

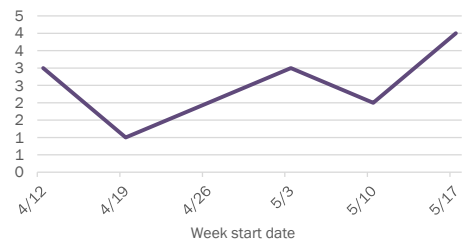
Daily percent of ED visits mentioning cough, fever, or shortness of breath



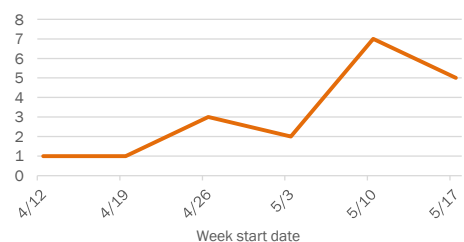
Daily percent of ED visits resulting in cough-associated admissions



Weekly count of ED visits for influenza-like illness



Weekly count of ED visits for COVID-like illness



The Electronic Surveillance System for the Early Notification of Community-Based Epidemics (ESSENCE-FL) includes chief complaint data from 211 of 212 Florida EDs. Data are transmitted electronically to ESSENCE-FL daily or hourly.

Coronavirus: summary for Jefferson County

Data for May 29, 2020 (verified at 10 AM)

Data in this report are provisional and subject to change.

Confirmed cases			Cases confirmed in Florida residents per day									
Total cases	29											
Florida residents	27											
Non-Florida residents	2											
Gender for Florida residents												
Men	12											
Women	15											
Unknown	0											
Age for Florida residents												
Range	29 - 95											
Median age	66											
Race, ethnicity	Cases	Hospitalizations	Deaths									
White	10	37%	3	43%	2	67%						
Hispanic	0	0%	0	0%	0	0%						
Non-Hispanic	9	33%	3	43%	1	33%						
Unknown ethnicity	1	4%	0	0%	1	33%						
Black	12	44%	3	43%	1	33%						
Hispanic	0	0%	0	0%	0	0%						
Non-Hispanic	12	44%	3	43%	1	33%						
Unknown ethnicity	0	0%	0	0%	0	0%						
Other	5	19%	1	14%	0	0%						
Hispanic	3	11%	0	0%	0	0%						
Non-Hispanic	2	7%	1	14%	0	0%						
Unknown ethnicity	0	0%	0	0%	0	0%						
Unknown race	0	0%	0	0%	0	0%						
Hispanic	0	0%	0	0%	0	0%						
Non-Hispanic	0	0%	0	0%	0	0%						
Unknown ethnicity	0	0%	0	0%	0	0%						
Total	27		7		3							

Outcomes for Florida residents		
Jefferson		
Hospitalizations	7	(26% of all cases)
Deaths	3	(11% of all cases)
Statewide		
Hospitalizations	9,982	(19% of all cases)
Deaths	2,413	(5% of all cases)

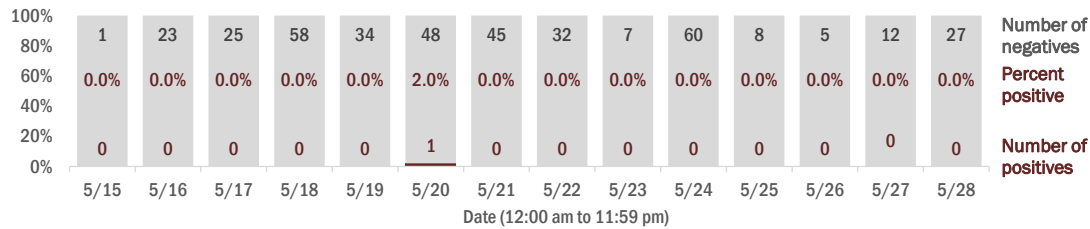
Cases in facility staff/residents		
Jefferson		
Long-term care	20	(74% of all cases)
Correctional	0	(0% of all cases)
Statewide		
Long-term care	8,826	(17% of all cases)
Correctional	2,504	(5% of all cases)

Hospitalization counts include anyone who was hospitalized at some point during their illness. It does not reflect the number of people currently hospitalized.
Other race includes any person with a race of American Indian/Alaskan native, Asian, native Hawaiian/Pacific Islander, or other.

Laboratory testing for Florida residents and non-Florida residents over the past 2 weeks

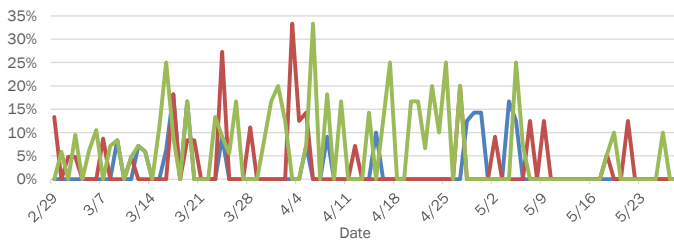
Number and percent of positive labs

These counts include the number of people for whom the department received laboratory results by day. This percent is the number of people who test positive for the first time divided by all the people tested that day, excluding people who have previously tested positive.

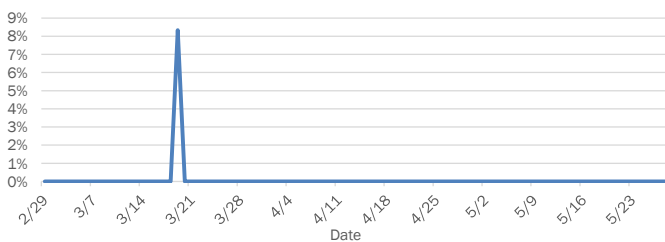


Emergency department (ED) chief complaint and admission data for Jefferson County

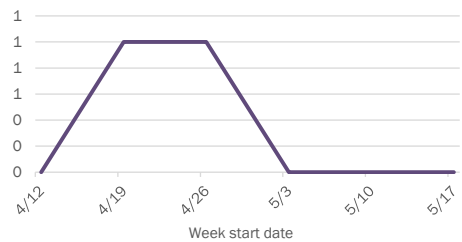
Daily percent of ED visits mentioning cough, fever, or shortness of breath



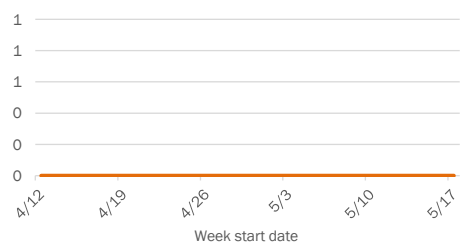
Daily percent of ED visits resulting in cough-associated admissions



Weekly count of ED visits for influenza-like illness



Weekly count of ED visits for COVID-like illness



The Electronic Surveillance System for the Early Notification of Community-Based Epidemics (ESSENCE-FL) includes chief complaint data from 211 of 212 Florida EDs. Data are transmitted electronically to ESSENCE-FL daily or hourly.

Coronavirus: summary for Lafayette County

Data for May 29, 2020 (verified at 10 AM)

Data in this report are provisional and subject to change.

Confirmed cases				Cases confirmed in Florida residents per day													
Total cases	8																
Florida residents	8																
Non-Florida residents	0																
Gender for Florida residents																	
Men	5																
Women	3																
Unknown	0																
Age for Florida residents																	
Range	19 - 98																
Median age	40																
		Date case confirmed															
		5/15	5/16	5/17	5/18	5/19	5/20	5/21	5/22	5/23	5/24	5/25	5/26	5/27	5/28		
								1	1								

Race, ethnicity	Cases	Hospitalizations	Deaths
White	8	1	0
Hispanic	2	0	0
Non-Hispanic	6	1	0
Unknown ethnicity	0	0	0
Black	0	0	0
Hispanic	0	0	0
Non-Hispanic	0	0	0
Unknown ethnicity	0	0	0
Other	0	0	0
Hispanic	0	0	0
Non-Hispanic	0	0	0
Unknown ethnicity	0	0	0
Unknown race	0	0	0
Hispanic	0	0	0
Non-Hispanic	0	0	0
Unknown ethnicity	0	0	0
Total	8	1	0

Outcomes for Florida residents	
Lafayette	
Hospitalizations	1 (13% of all cases)
Deaths	0 (0% of all cases)
Statewide	
Hospitalizations	9,982 (19% of all cases)
Deaths	2,413 (5% of all cases)

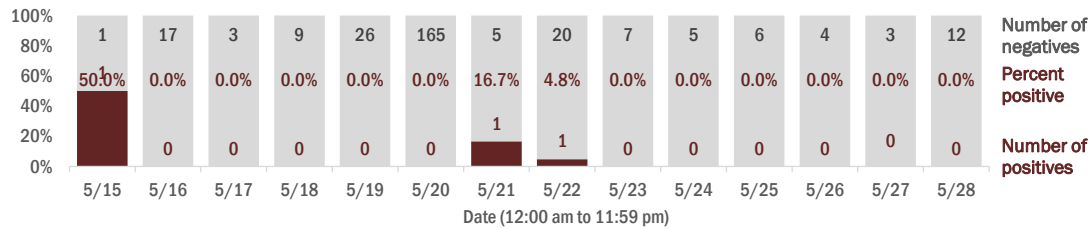
Cases in facility staff/residents	
Lafayette	
Long-term care	7 (88% of all cases)
Correctional	0 (0% of all cases)
Statewide	
Long-term care	8,826 (17% of all cases)
Correctional	2,504 (5% of all cases)

Hospitalization counts include anyone who was hospitalized at some point during their illness. It does not reflect the number of people currently hospitalized.
Other race includes any person with a race of American Indian/Alaskan native, Asian, native Hawaiian/Pacific Islander, or other.

Laboratory testing for Florida residents and non-Florida residents over the past 2 weeks

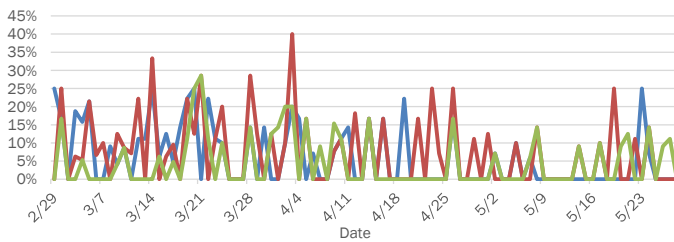
Number and percent of positive labs

These counts include the number of people for whom the department received laboratory results by day. This percent is the number of people who test positive for the first time divided by all the people tested that day, excluding people who have previously tested positive.

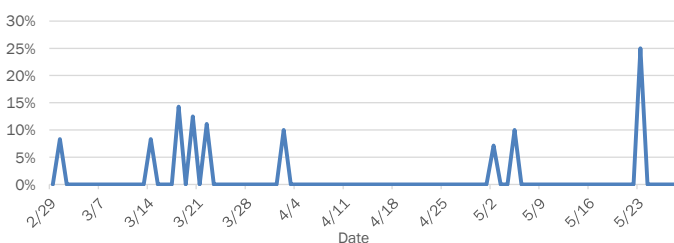


Emergency department (ED) chief complaint and admission data for Lafayette County

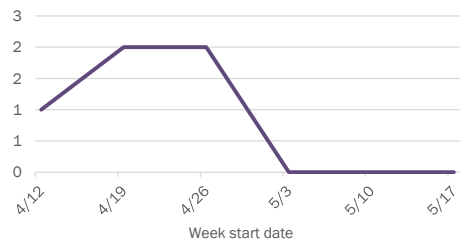
Daily percent of ED visits mentioning cough, fever, or shortness of breath



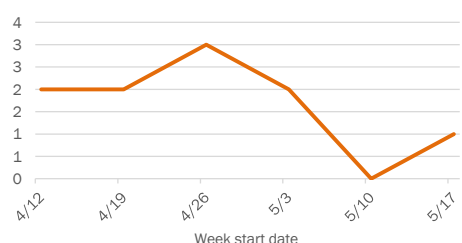
Daily percent of ED visits resulting in cough-associated admissions



Weekly count of ED visits for influenza-like illness



Weekly count of ED visits for COVID-like illness



The Electronic Surveillance System for the Early Notification of Community-Based Epidemics (ESSENCE-FL) includes chief complaint data from 211 of 212 Florida EDs. Data are transmitted electronically to ESSENCE-FL daily or hourly.

Coronavirus: summary for Lake County

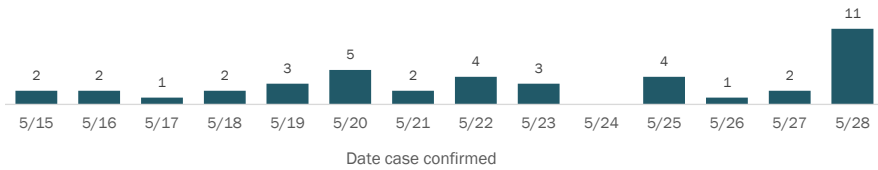
Data for May 29, 2020 (verified at 10 AM)

Data in this report are provisional and subject to change.

Confirmed cases

Total cases	291
Florida residents	277
Non-Florida residents	14
Gender for Florida residents	
Men	134
Women	143
Unknown	0
Age for Florida residents	
Range	1 - 98
Median age	52

Cases confirmed in Florida residents per day



Race, ethnicity	Cases	Hospitalizations	Deaths
White	148 (53%)	39 (56%)	10 (67%)
Hispanic	23 (8%)	4 (6%)	2 (13%)
Non-Hispanic	123 (44%)	34 (49%)	8 (53%)
Unknown ethnicity	2 (1%)	1 (1%)	0 (0%)
Black	39 (14%)	7 (10%)	0 (0%)
Hispanic	1 (0%)	0 (0%)	0 (0%)
Non-Hispanic	38 (14%)	7 (10%)	0 (0%)
Unknown ethnicity	0 (0%)	0 (0%)	0 (0%)
Other	73 (26%)	22 (31%)	5 (33%)
Hispanic	50 (18%)	13 (19%)	3 (20%)
Non-Hispanic	21 (8%)	8 (11%)	2 (13%)
Unknown ethnicity	2 (1%)	1 (1%)	0 (0%)
Unknown race	17 (6%)	2 (3%)	0 (0%)
Hispanic	0 (0%)	0 (0%)	0 (0%)
Non-Hispanic	1 (0%)	0 (0%)	0 (0%)
Unknown ethnicity	16 (6%)	2 (3%)	0 (0%)
Total	277	70	15

Outcomes for Florida residents

Lake	
Hospitalizations	70 (25% of all cases)
Deaths	15 (5% of all cases)

Statewide

Hospitalizations	9,982 (19% of all cases)
Deaths	2,413 (5% of all cases)

Cases in facility staff/residents

Lake	
Long-term care	16 (6% of all cases)
Correctional	2 (1% of all cases)

Statewide

Long-term care	8,826 (17% of all cases)
Correctional	2,504 (5% of all cases)

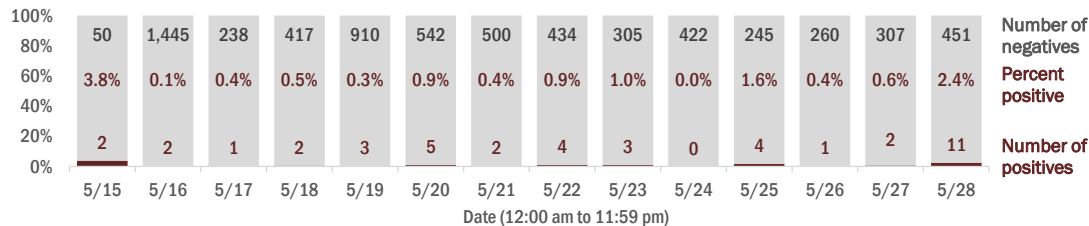
Hospitalization counts include anyone who was hospitalized at some point during their illness. It does not reflect the number of people currently hospitalized.

Other race includes any person with a race of American Indian/Alaskan native, Asian, native Hawaiian/Pacific Islander, or other.

Laboratory testing for Florida residents and non-Florida residents over the past 2 weeks

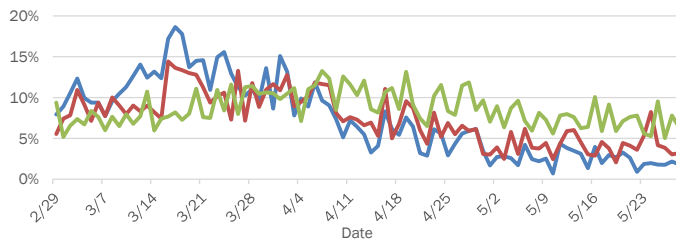
Number and percent of positive labs

These counts include the number of people for whom the department received laboratory results by day. This percent is the number of people who test positive for the first time divided by all the people tested that day, excluding people who have previously tested positive.

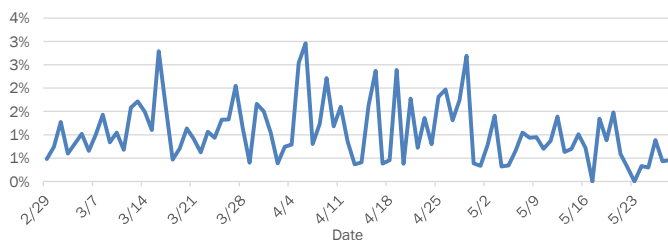


Emergency department (ED) chief complaint and admission data for Lake County

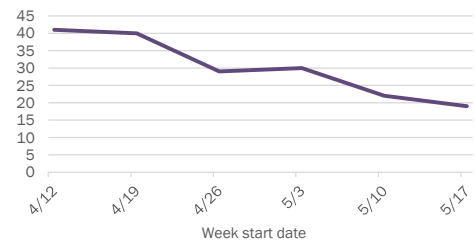
Daily percent of ED visits mentioning cough, fever, or shortness of breath



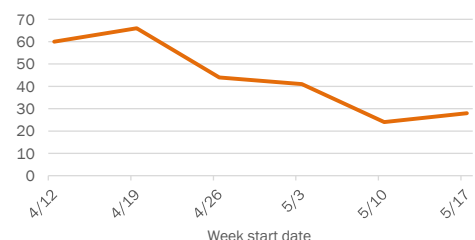
Daily percent of ED visits resulting in cough-associated admissions



Weekly count of ED visits for influenza-like illness



Weekly count of ED visits for COVID-like illness



The Electronic Surveillance System for the Early Notification of Community-Based Epidemics (ESSENCE-FL) includes chief complaint data from 211 of 212 Florida EDs. Data are transmitted electronically to ESSENCE-FL daily or hourly.

Coronavirus: summary for Lee County

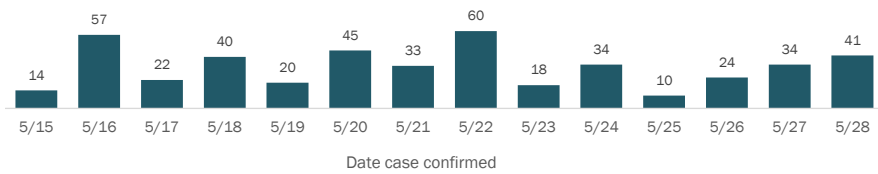
Data for May 29, 2020 (verified at 10 AM)

Data in this report are provisional and subject to change.

Confirmed cases

Total cases	1,847
Florida residents	1,786
Non-Florida residents	61
Gender for Florida residents	
Men	811
Women	969
Unknown	6
Age for Florida residents	
Range	0 - 101
Median age	54

Cases confirmed in Florida residents per day



Race, ethnicity	Cases	Hospitalizations	Deaths
White	1,139 (64%)	314 (76%)	84 (83%)
Hispanic	398 (22%)	79 (19%)	7 (7%)
Non-Hispanic	709 (40%)	233 (56%)	71 (70%)
Unknown ethnicity	32 (2%)	2 (0%)	6 (6%)
Black	310 (17%)	72 (17%)	7 (7%)
Hispanic	7 (0%)	1 (0%)	0 (0%)
Non-Hispanic	294 (16%)	70 (17%)	7 (7%)
Unknown ethnicity	9 (1%)	1 (0%)	0 (0%)
Other	42 (2%)	8 (2%)	0 (0%)
Hispanic	18 (1%)	3 (1%)	0 (0%)
Non-Hispanic	24 (1%)	5 (1%)	0 (0%)
Unknown ethnicity	0 (0%)	0 (0%)	0 (0%)
Unknown race	295 (17%)	21 (5%)	10 (10%)
Hispanic	16 (1%)	0 (0%)	1 (1%)
Non-Hispanic	7 (0%)	1 (0%)	1 (1%)
Unknown ethnicity	272 (15%)	20 (5%)	8 (8%)
Total	1,786	415	101

Outcomes for Florida residents

Lee		
Hospitalizations	415	(23% of all cases)
Deaths	101	(6% of all cases)

Statewide

Hospitalizations	9,982	(19% of all cases)
Deaths	2,413	(5% of all cases)

Cases in facility staff/residents

Lee		
Long-term care	500	(28% of all cases)
Correctional	3	(0% of all cases)

Statewide

Long-term care	8,826	(17% of all cases)
Correctional	2,504	(5% of all cases)

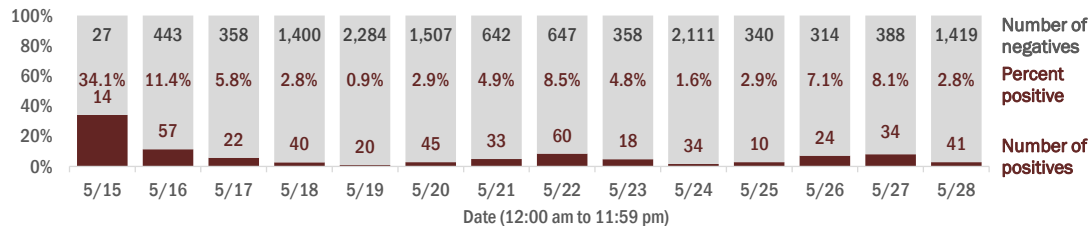
Hospitalization counts include anyone who was hospitalized at some point during their illness. It does not reflect the number of people currently hospitalized.

Other race includes any person with a race of American Indian/Alaskan native, Asian, native Hawaiian/Pacific Islander, or other.

Laboratory testing for Florida residents and non-Florida residents over the past 2 weeks

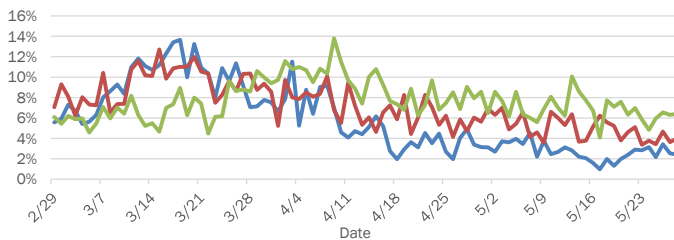
Number and percent of positive labs

These counts include the number of people for whom the department received laboratory results by day. This percent is the number of people who test positive for the first time divided by all the people tested that day, excluding people who have previously tested positive.

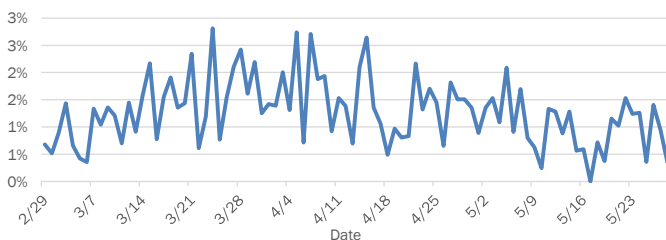


Emergency department (ED) chief complaint and admission data for Lee County

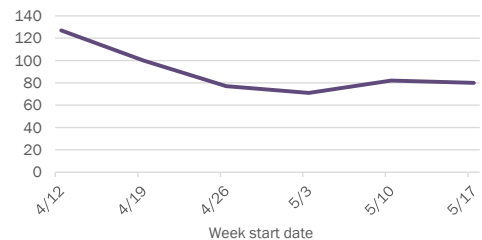
Daily percent of ED visits mentioning cough, fever, or shortness of breath



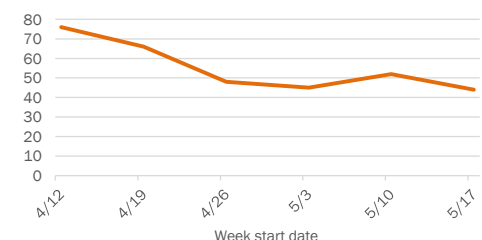
Daily percent of ED visits resulting in cough-associated admissions



Weekly count of ED visits for influenza-like illness



Weekly count of ED visits for COVID-like illness



The Electronic Surveillance System for the Early Notification of Community-Based Epidemics (ESSENCE-FL) includes chief complaint data from 211 of 212 Florida EDs. Data are transmitted electronically to ESSENCE-FL daily or hourly.

Coronavirus: summary for Leon County

Data for May 29, 2020 (verified at 10 AM)

Data in this report are provisional and subject to change.

Confirmed cases		Cases confirmed in Florida residents per day	
Total cases	401		
Florida residents	376		
Non-Florida residents	25		
Gender for Florida residents			
Men	174		
Women	202		
Unknown	0		
Age for Florida residents			
Range	0 - 86		
Median age	36		

Race, ethnicity	Cases	Hospitalizations	Deaths
White	139	19	3
Hispanic	12	1	0
Non-Hispanic	124	17	3
Unknown ethnicity	3	1	0
Black	208	16	3
Hispanic	5	0	0
Non-Hispanic	198	16	3
Unknown ethnicity	5	0	0
Other	8	1	0
Hispanic	3	1	0
Non-Hispanic	5	0	0
Unknown ethnicity	0	0	0
Unknown race	21	1	0
Hispanic	1	0	0
Non-Hispanic	1	0	0
Unknown ethnicity	19	1	0
Total	376	37	6

Outcomes for Florida residents	
Leon	
Hospitalizations	37 (10% of all cases)
Deaths	6 (2% of all cases)
Statewide	
Hospitalizations	9,982 (19% of all cases)
Deaths	2,413 (5% of all cases)

Cases in facility staff/residents	
Leon	
Long-term care	81 (22% of all cases)
Correctional	16 (4% of all cases)
Statewide	
Long-term care	8,826 (17% of all cases)
Correctional	2,504 (5% of all cases)

Hospitalization counts include anyone who was hospitalized at some point during their illness. It does not reflect the number of people currently hospitalized.

Other race includes any person with a race of American Indian/Alaskan native, Asian, native Hawaiian/Pacific Islander, or other.

Laboratory testing for Florida residents and non-Florida residents over the past 2 weeks

Number and percent of positive labs

These counts include the number of people for whom the department received laboratory results by day. This percent is the number of people who test positive for the first time divided by all the people tested that day, excluding people who have previously tested positive.

Date	Number of negatives	Percent positive	Number of positives
5/15	131	0.8%	1
5/16	258	1.5%	4
5/17	252	3.4%	9
5/18	549	2.7%	15
5/19	1,213	0.1%	1
5/20	756	1.3%	10
5/21	410	1.2%	5
5/22	352	1.4%	5
5/23	220	0.9%	2
5/24	1,167	3.0%	36
5/25	147	0.7%	1
5/26	93	3.1%	3
5/27	146	1.4%	2
5/28	807	2.8%	23

Emergency department (ED) chief complaint and admission data for Leon County

Daily percent of ED visits mentioning cough, fever, or shortness of breath

Daily percent of ED visits resulting in cough-associated admissions

Weekly count of ED visits for influenza-like illness

Weekly count of ED visits for COVID-like illness

The Electronic Surveillance System for the Early Notification of Community-Based Epidemics (ESSENCE-FL) includes chief complaint data from 211 of 212 Florida EDs. Data are transmitted electronically to ESSENCE-FL daily or hourly.

Coronavirus: summary for Levy County

Data for May 29, 2020 (verified at 10 AM)

Data in this report are provisional and subject to change.

Confirmed cases				Cases confirmed in Florida residents per day													
Total cases	31																
Florida residents	31																
Non-Florida residents	0																
Gender for Florida residents																	
Men	8																
Women	23																
Unknown	0																
Age for Florida residents																	
Range	3 - 99																
Median age	44																
Race, ethnicity		Cases		Hospitalizations		Deaths		Outcomes for Florida residents									
White	17	55%	1	33%	0	N/A	Levy										
Hispanic	3	10%	0	0%	0	N/A	Hospitalizations 3 (10% of all cases)										
Non-Hispanic	14	45%	1	33%	0	N/A	Deaths 0 (0% of all cases)										
Unknown ethnicity	0	0%	0	0%	0	N/A											
Black	8	26%	1	33%	0	N/A	Statewide										
Hispanic	0	0%	0	0%	0	N/A	Hospitalizations 9,982 (19% of all cases)										
Non-Hispanic	8	26%	1	33%	0	N/A	Deaths 2,413 (5% of all cases)										
Unknown ethnicity	0	0%	0	0%	0	N/A											
Other	3	10%	1	33%	0	N/A	Cases in facility staff/residents										
Hispanic	3	10%	1	33%	0	N/A	Levy										
Non-Hispanic	0	0%	0	0%	0	N/A	Long-term care 8 (26% of all cases)										
Unknown ethnicity	0	0%	0	0%	0	N/A	Correctional 1 (3% of all cases)										
Unknown race	3	10%	0	0%	0	N/A	Statewide										
Hispanic	0	0%	0	0%	0	N/A	Long-term care 8,826 (17% of all cases)										
Non-Hispanic	0	0%	0	0%	0	N/A	Correctional 2,504 (5% of all cases)										
Unknown ethnicity	3	10%	0	0%	0	N/A											
Total	31		3		0												

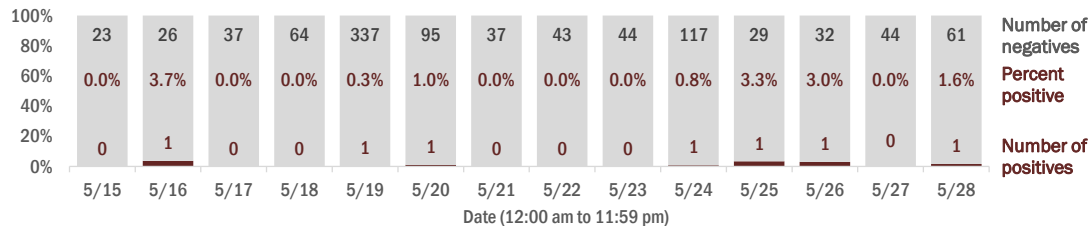
Hospitalization counts include anyone who was hospitalized at some point during their illness. It does not reflect the number of people currently hospitalized.

Other race includes any person with a race of American Indian/Alaskan native, Asian, native Hawaiian/Pacific Islander, or other.

Laboratory testing for Florida residents and non-Florida residents over the past 2 weeks

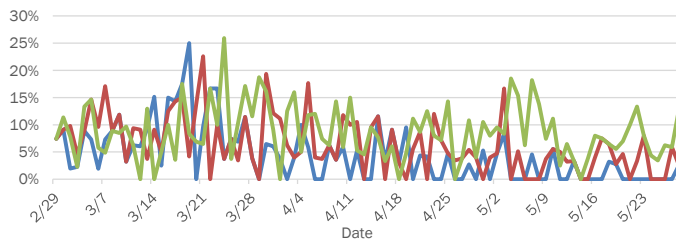
Number and percent of positive labs

These counts include the number of people for whom the department received laboratory results by day. This percent is the number of people who test positive for the first time divided by all the people tested that day, excluding people who have previously tested positive.

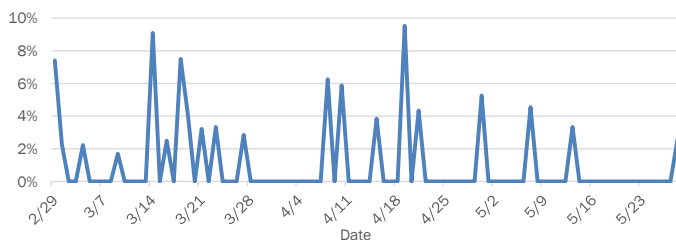


Emergency department (ED) chief complaint and admission data for Levy County

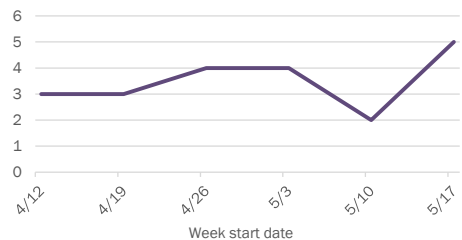
Daily percent of ED visits mentioning cough, fever, or shortness of breath



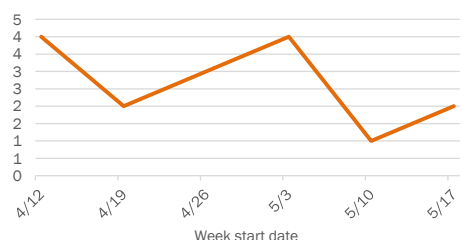
Daily percent of ED visits resulting in cough-associated admissions



Weekly count of ED visits for influenza-like illness



Weekly count of ED visits for COVID-like illness



The Electronic Surveillance System for the Early Notification of Community-Based Epidemics (ESSENCE-FL) includes chief complaint data from 211 of 212 Florida EDs. Data are transmitted electronically to ESSENCE-FL daily or hourly.

Coronavirus: summary for Liberty County

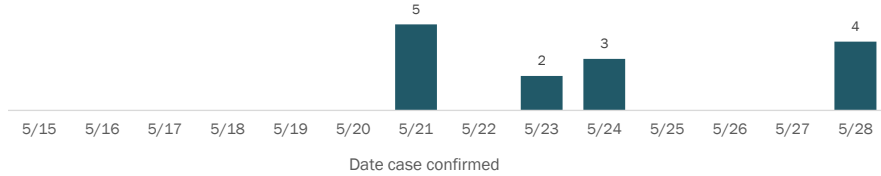
Data for May 29, 2020 (verified at 10 AM)

Data in this report are provisional and subject to change.

Confirmed cases

Total cases	213
Florida residents	213
Non-Florida residents	0
Gender for Florida residents	
Men	208
Women	5
Unknown	0
Age for Florida residents	
Range	20 - 73
Median age	41

Cases confirmed in Florida residents per day



Race, ethnicity	Cases	Hospitalizations	Deaths
White	110	0	0
Hispanic	5	0	0
Non-Hispanic	50	0	0
Unknown ethnicity	55	0	0
Black	94	0	0
Hispanic	0	0	0
Non-Hispanic	78	0	0
Unknown ethnicity	16	0	0
Other	5	1	0
Hispanic	1	0	0
Non-Hispanic	1	1	0
Unknown ethnicity	3	0	0
Unknown race	4	0	0
Hispanic	0	0	0
Non-Hispanic	0	0	0
Unknown ethnicity	4	0	0
Total	213	1	0

Outcomes for Florida residents

Liberty		
Hospitalizations	1	(0% of all cases)
Deaths	0	(0% of all cases)

Statewide

Hospitalizations	9,982	(19% of all cases)
Deaths	2,413	(5% of all cases)

Cases in facility staff/residents

Liberty		
Long-term care	3	(1% of all cases)
Correctional	201	(94% of all cases)

Statewide

Long-term care	8,826	(17% of all cases)
Correctional	2,504	(5% of all cases)

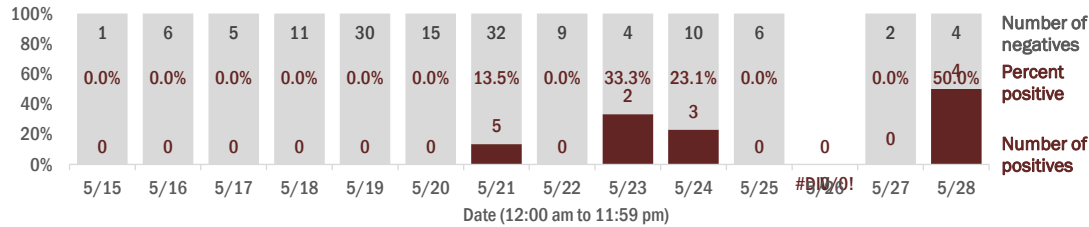
Hospitalization counts include anyone who was hospitalized at some point during their illness. It does not reflect the number of people currently hospitalized.

Other race includes any person with a race of American Indian/Alaskan native, Asian, native Hawaiian/Pacific Islander, or other.

Laboratory testing for Florida residents and non-Florida residents over the past 2 weeks

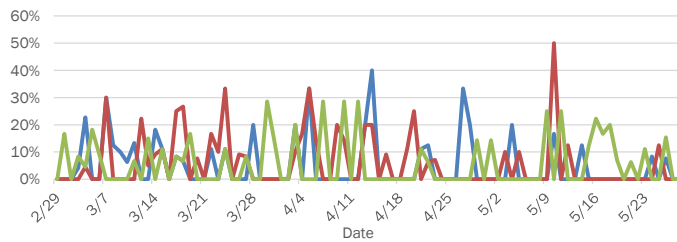
Number and percent of positive labs

These counts include the number of people for whom the department received laboratory results by day. This percent is the number of people who test positive for the first time divided by all the people tested that day, excluding people who have previously tested positive.

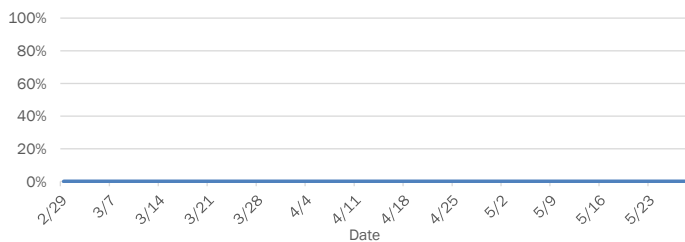


Emergency department (ED) chief complaint and admission data for Liberty County

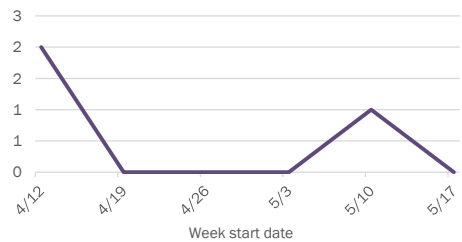
Daily percent of ED visits mentioning cough, fever, or shortness of breath



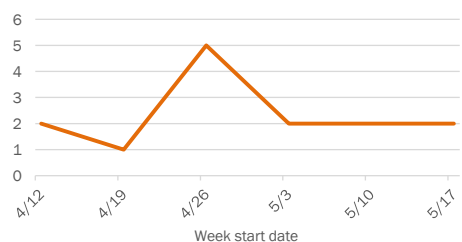
Daily percent of ED visits resulting in cough-associated admissions



Weekly count of ED visits for influenza-like illness



Weekly count of ED visits for COVID-like illness



The Electronic Surveillance System for the Early Notification of Community-Based Epidemics (ESSENCE-FL) includes chief complaint data from 211 of 212 Florida EDs. Data are transmitted electronically to ESSENCE-FL daily or hourly.

Coronavirus: summary for Madison County

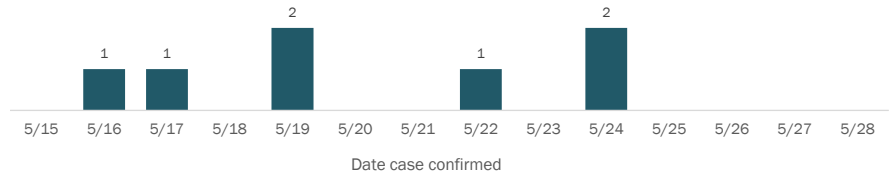
Data for May 29, 2020 (verified at 10 AM)

Data in this report are provisional and subject to change.

Confirmed cases

Total cases	69
Florida residents	65
Non-Florida residents	4
Gender for Florida residents	
Men	26
Women	39
Unknown	0
Age for Florida residents	
Range	0 - 98
Median age	57

Cases confirmed in Florida residents per day



Race, ethnicity	Cases	Hospitalizations	Deaths
White	21 (32%)	0 (0%)	0 (0%)
Hispanic	0 (0%)	0 (0%)	0 (0%)
Non-Hispanic	18 (28%)	0 (0%)	0 (0%)
Unknown ethnicity	3 (5%)	0 (0%)	0 (0%)
Black	37 (57%)	4 (100%)	4 (100%)
Hispanic	0 (0%)	0 (0%)	0 (0%)
Non-Hispanic	32 (49%)	4 (100%)	4 (100%)
Unknown ethnicity	5 (8%)	0 (0%)	0 (0%)
Other	4 (6%)	0 (0%)	0 (0%)
Hispanic	1 (2%)	0 (0%)	0 (0%)
Non-Hispanic	2 (3%)	0 (0%)	0 (0%)
Unknown ethnicity	1 (2%)	0 (0%)	0 (0%)
Unknown race	3 (5%)	0 (0%)	0 (0%)
Hispanic	0 (0%)	0 (0%)	0 (0%)
Non-Hispanic	0 (0%)	0 (0%)	0 (0%)
Unknown ethnicity	3 (5%)	0 (0%)	0 (0%)
Total	65	4	4

Outcomes for Florida residents

Madison		
Hospitalizations	4	(6% of all cases)
Deaths	4	(6% of all cases)

Statewide

Hospitalizations	9,982	(19% of all cases)
Deaths	2,413	(5% of all cases)

Cases in facility staff/residents

Madison		
Long-term care	43	(66% of all cases)
Correctional	0	(0% of all cases)

Statewide

Long-term care	8,826	(17% of all cases)
Correctional	2,504	(5% of all cases)

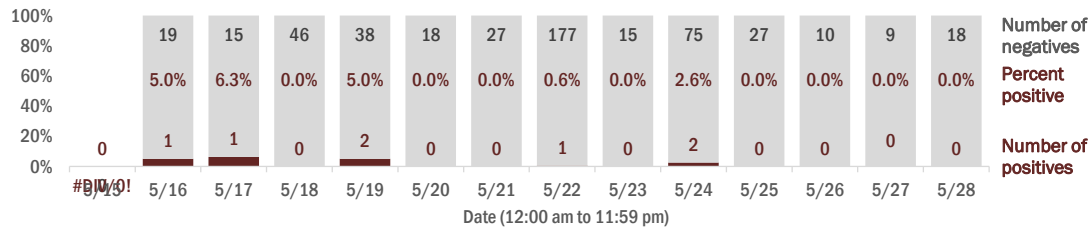
Hospitalization counts include anyone who was hospitalized at some point during their illness. It does not reflect the number of people currently hospitalized.

Other race includes any person with a race of American Indian/Alaskan native, Asian, native Hawaiian/Pacific Islander, or other.

Laboratory testing for Florida residents and non-Florida residents over the past 2 weeks

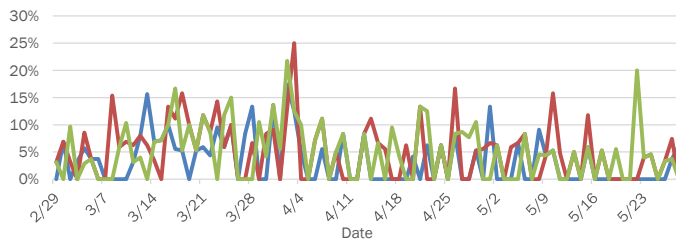
Number and percent of positive labs

These counts include the number of people for whom the department received laboratory results by day. This percent is the number of people who test positive for the first time divided by all the people tested that day, excluding people who have previously tested positive.

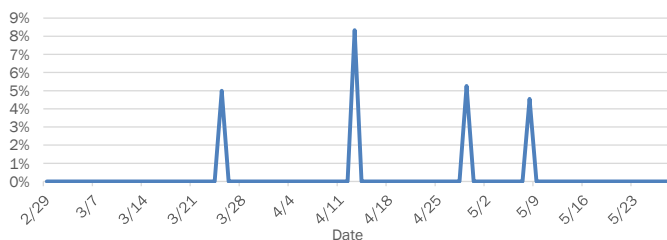


Emergency department (ED) chief complaint and admission data for Madison County

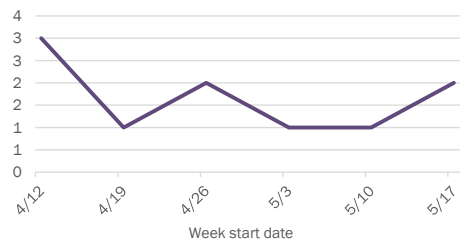
Daily percent of ED visits mentioning cough, fever, or shortness of breath



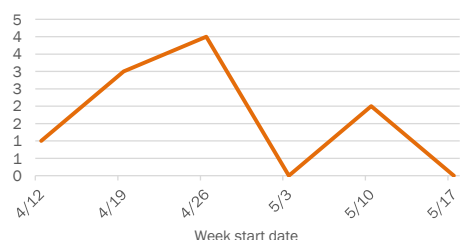
Daily percent of ED visits resulting in cough-associated admissions



Weekly count of ED visits for influenza-like illness



Weekly count of ED visits for COVID-like illness



The Electronic Surveillance System for the Early Notification of Community-Based Epidemics (ESSENCE-FL) includes chief complaint data from 211 of 212 Florida EDs. Data are transmitted electronically to ESSENCE-FL daily or hourly.

Coronavirus: summary for Manatee County

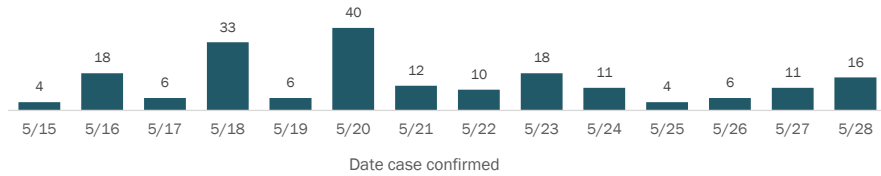
Data for May 29, 2020 (verified at 10 AM)

Data in this report are provisional and subject to change.

Confirmed cases

Total cases	1,022
Florida residents	1,015
Non-Florida residents	7
Gender for Florida residents	
Men	433
Women	581
Unknown	1
Age for Florida residents	
Range	0 - 101
Median age	55

Cases confirmed in Florida residents per day



Race, ethnicity	Cases	Hospitalizations	Deaths
White	675 (67%)	135 (64%)	69 (72%)
Hispanic	192 (19%)	11 (5%)	3 (3%)
Non-Hispanic	448 (44%)	109 (52%)	61 (64%)
Unknown ethnicity	35 (3%)	15 (7%)	5 (5%)
Black	188 (19%)	38 (18%)	16 (17%)
Hispanic	7 (1%)	0 (0%)	1 (1%)
Non-Hispanic	176 (17%)	38 (18%)	14 (15%)
Unknown ethnicity	5 (0%)	0 (0%)	1 (1%)
Other	75 (7%)	32 (15%)	8 (8%)
Hispanic	41 (4%)	20 (9%)	3 (3%)
Non-Hispanic	25 (2%)	5 (2%)	1 (1%)
Unknown ethnicity	9 (1%)	7 (3%)	4 (4%)
Unknown race	77 (8%)	6 (3%)	3 (3%)
Hispanic	3 (0%)	0 (0%)	0 (0%)
Non-Hispanic	1 (0%)	0 (0%)	0 (0%)
Unknown ethnicity	73 (7%)	6 (3%)	3 (3%)
Total	1,015	211	96

Outcomes for Florida residents

Manatee	
Hospitalizations	211 (21% of all cases)
Deaths	96 (9% of all cases)

Statewide

Hospitalizations	9,982 (19% of all cases)
Deaths	2,413 (5% of all cases)

Cases in facility staff/residents

Manatee	
Long-term care	418 (41% of all cases)
Correctional	3 (0% of all cases)

Statewide

Long-term care	8,826 (17% of all cases)
Correctional	2,504 (5% of all cases)

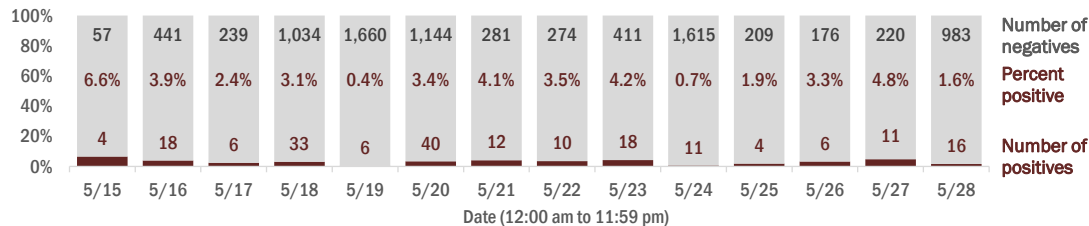
Hospitalization counts include anyone who was hospitalized at some point during their illness. It does not reflect the number of people currently hospitalized.

Other race includes any person with a race of American Indian/Alaskan native, Asian, native Hawaiian/Pacific Islander, or other.

Laboratory testing for Florida residents and non-Florida residents over the past 2 weeks

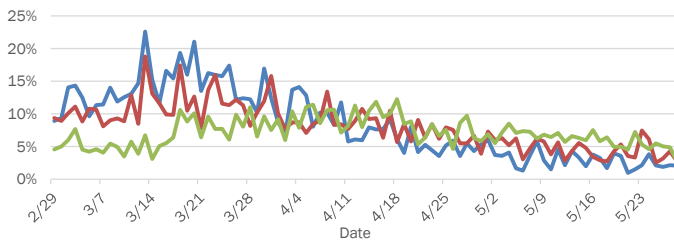
Number and percent of positive labs

These counts include the number of people for whom the department received laboratory results by day. This percent is the number of people who test positive for the first time divided by all the people tested that day, excluding people who have previously tested positive.

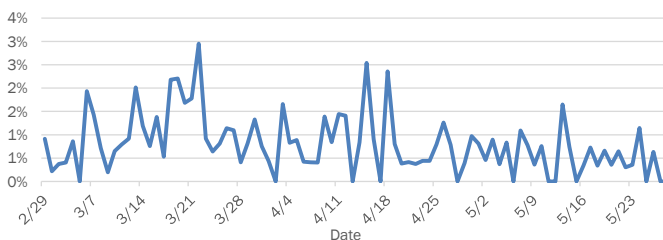


Emergency department (ED) chief complaint and admission data for Manatee County

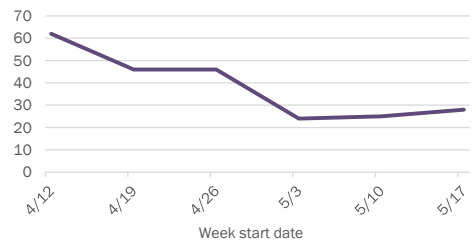
Daily percent of ED visits mentioning cough, fever, or shortness of breath



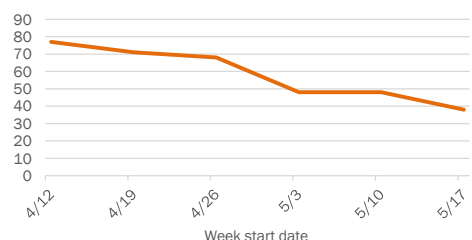
Daily percent of ED visits resulting in cough-associated admissions



Weekly count of ED visits for influenza-like illness



Weekly count of ED visits for COVID-like illness



The Electronic Surveillance System for the Early Notification of Community-Based Epidemics (ESSENCE-FL) includes chief complaint data from 211 of 212 Florida EDs. Data are transmitted electronically to ESSENCE-FL daily or hourly.

Coronavirus: summary for Marion County

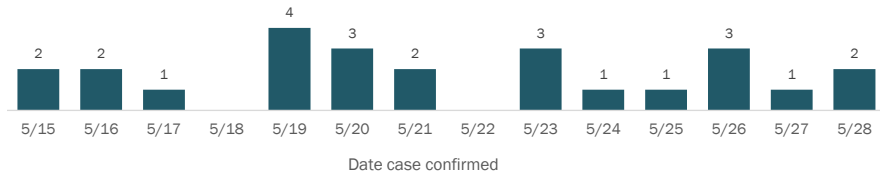
Data for May 29, 2020 (verified at 10 AM)

Data in this report are provisional and subject to change.

Confirmed cases

Total cases	243
Florida residents	238
Non-Florida residents	5
Gender for Florida residents	
Men	105
Women	133
Unknown	0
Age for Florida residents	
Range	0 - 97
Median age	49

Cases confirmed in Florida residents per day



Race, ethnicity	Cases	Hospitalizations	Deaths
White	175 (74%)	18 (55%)	6 (100%)
Hispanic	40 (17%)	2 (6%)	2 (33%)
Non-Hispanic	135 (57%)	16 (48%)	4 (67%)
Unknown ethnicity	0 (0%)	0 (0%)	0 (0%)
Black	39 (16%)	6 (18%)	0 (0%)
Hispanic	1 (0%)	0 (0%)	0 (0%)
Non-Hispanic	38 (16%)	6 (18%)	0 (0%)
Unknown ethnicity	0 (0%)	0 (0%)	0 (0%)
Other	17 (7%)	5 (15%)	0 (0%)
Hispanic	3 (1%)	1 (3%)	0 (0%)
Non-Hispanic	14 (6%)	4 (12%)	0 (0%)
Unknown ethnicity	0 (0%)	0 (0%)	0 (0%)
Unknown race	7 (3%)	4 (12%)	0 (0%)
Hispanic	0 (0%)	0 (0%)	0 (0%)
Non-Hispanic	0 (0%)	0 (0%)	0 (0%)
Unknown ethnicity	7 (3%)	4 (12%)	0 (0%)
Total	238	33	6

Outcomes for Florida residents

Marion		
Hospitalizations	33	(14% of all cases)
Deaths	6	(3% of all cases)

Statewide

Hospitalizations	9,982	(19% of all cases)
Deaths	2,413	(5% of all cases)

Cases in facility staff/residents

Marion		
Long-term care	35	(15% of all cases)
Correctional	6	(3% of all cases)

Statewide

Long-term care	8,826	(17% of all cases)
Correctional	2,504	(5% of all cases)

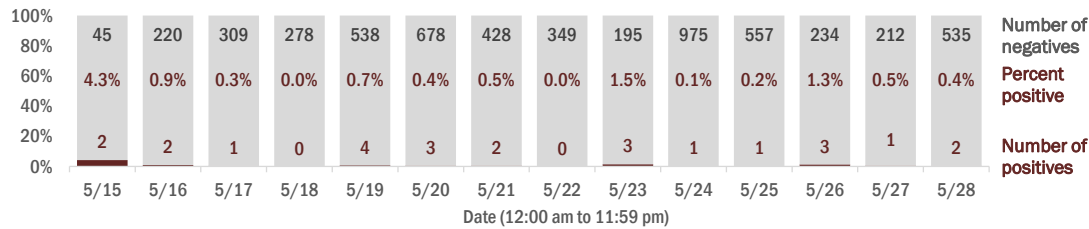
Hospitalization counts include anyone who was hospitalized at some point during their illness. It does not reflect the number of people currently hospitalized.

Other race includes any person with a race of American Indian/Alaskan native, Asian, native Hawaiian/Pacific Islander, or other.

Laboratory testing for Florida residents and non-Florida residents over the past 2 weeks

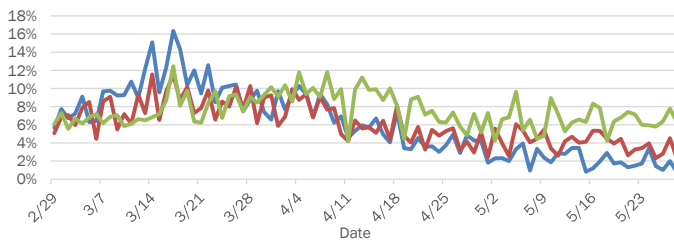
Number and percent of positive labs

These counts include the number of people for whom the department received laboratory results by day. This percent is the number of people who test positive for the first time divided by all the people tested that day, excluding people who have previously tested positive.

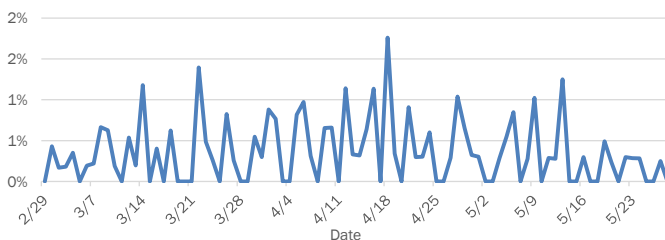


Emergency department (ED) chief complaint and admission data for Marion County

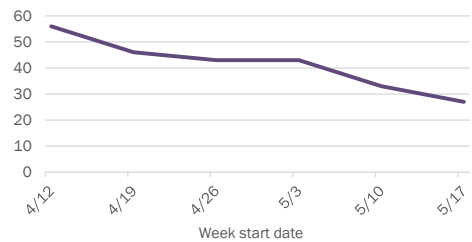
Daily percent of ED visits mentioning cough, fever, or shortness of breath



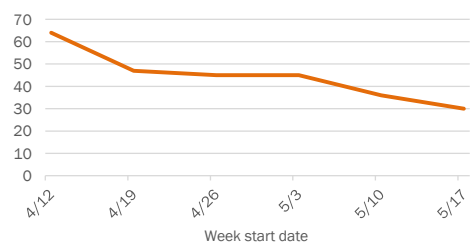
Daily percent of ED visits resulting in cough-associated admissions



Weekly count of ED visits for influenza-like illness



Weekly count of ED visits for COVID-like illness



The Electronic Surveillance System for the Early Notification of Community-Based Epidemics (ESSENCE-FL) includes chief complaint data from 211 of 212 Florida EDs. Data are transmitted electronically to ESSENCE-FL daily or hourly.

Coronavirus: summary for Martin County

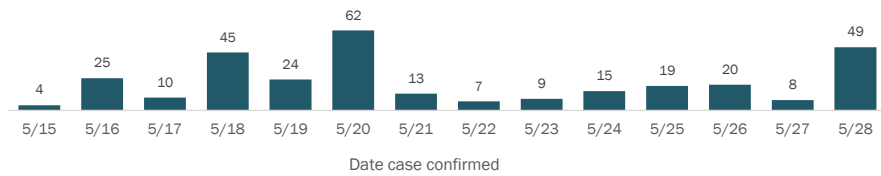
Data for May 29, 2020 (verified at 10 AM)

Data in this report are provisional and subject to change.

Confirmed cases

Total cases	601
Florida residents	589
Non-Florida residents	12
Gender for Florida residents	
Men	305
Women	280
Unknown	4
Age for Florida residents	
Range	0 - 92
Median age	41

Cases confirmed in Florida residents per day



Race, ethnicity	Cases	Hospitalizations	Deaths
White	255 (43%)	47 (64%)	8 (89%)
Hispanic	93 (16%)	10 (14%)	0 (0%)
Non-Hispanic	151 (26%)	35 (47%)	8 (89%)
Unknown ethnicity	11 (2%)	2 (3%)	0 (0%)
Black	13 (2%)	4 (5%)	0 (0%)
Hispanic	1 (0%)	0 (0%)	0 (0%)
Non-Hispanic	10 (2%)	4 (5%)	0 (0%)
Unknown ethnicity	2 (0%)	0 (0%)	0 (0%)
Other	191 (32%)	21 (28%)	1 (11%)
Hispanic	184 (31%)	21 (28%)	1 (11%)
Non-Hispanic	3 (1%)	0 (0%)	0 (0%)
Unknown ethnicity	4 (1%)	0 (0%)	0 (0%)
Unknown race	130 (22%)	2 (3%)	0 (0%)
Hispanic	21 (4%)	1 (1%)	0 (0%)
Non-Hispanic	0 (0%)	0 (0%)	0 (0%)
Unknown ethnicity	109 (19%)	1 (1%)	0 (0%)
Total	589	74	9

Outcomes for Florida residents

Martin	
Hospitalizations	74 (13% of all cases)
Deaths	9 (2% of all cases)

Statewide

Hospitalizations	9,982 (19% of all cases)
Deaths	2,413 (5% of all cases)

Cases in facility staff/residents

Martin	
Long-term care	29 (5% of all cases)
Correctional	3 (1% of all cases)

Statewide

Long-term care	8,826 (17% of all cases)
Correctional	2,504 (5% of all cases)

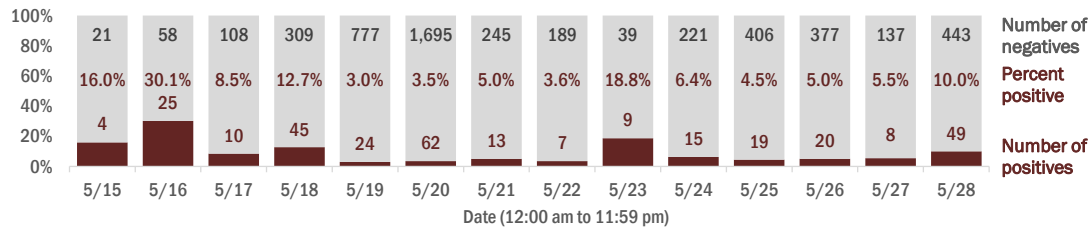
Hospitalization counts include anyone who was hospitalized at some point during their illness. It does not reflect the number of people currently hospitalized.

Other race includes any person with a race of American Indian/Alaskan native, Asian, native Hawaiian/Pacific Islander, or other.

Laboratory testing for Florida residents and non-Florida residents over the past 2 weeks

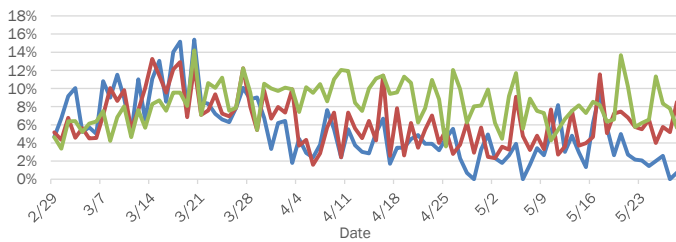
Number and percent of positive labs

These counts include the number of people for whom the department received laboratory results by day. This percent is the number of people who test positive for the first time divided by all the people tested that day, excluding people who have previously tested positive.

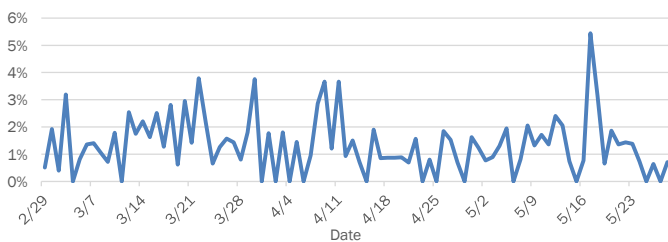


Emergency department (ED) chief complaint and admission data for Martin County

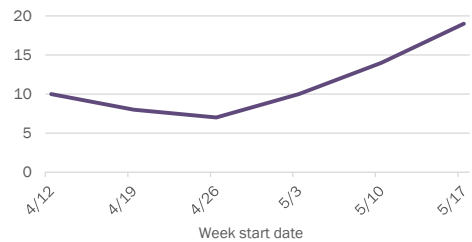
Daily percent of ED visits mentioning cough, fever, or shortness of breath



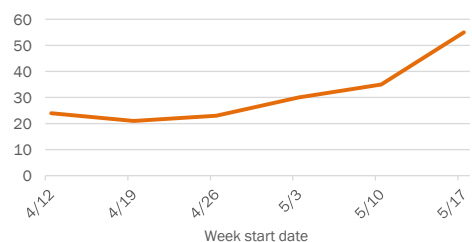
Daily percent of ED visits resulting in cough-associated admissions



Weekly count of ED visits for influenza-like illness



Weekly count of ED visits for COVID-like illness



The Electronic Surveillance System for the Early Notification of Community-Based Epidemics (ESSENCE-FL) includes chief complaint data from 211 of 212 Florida EDs. Data are transmitted electronically to ESSENCE-FL daily or hourly.

Coronavirus: summary for Monroe County

Data for May 29, 2020 (verified at 10 AM)

Data in this report are provisional and subject to change.

Confirmed cases			Cases confirmed in Florida residents per day														
Total cases	108																
Florida residents	97																
Non-Florida residents	11																
Gender for Florida residents																	
Men	52																
Women	45																
Unknown	0																
Age for Florida residents																	
Range	6 - 91																
Median age	55																
Race, ethnicity																	
White	74	76%	8	80%	3	75%											
Hispanic	20	21%	2	20%	0	0%											
Non-Hispanic	48	49%	6	60%	2	50%											
Unknown ethnicity	6	6%	0	0%	1	25%											
Black	5	5%	2	20%	1	25%											
Hispanic	0	0%	0	0%	0	0%											
Non-Hispanic	5	5%	2	20%	1	25%											
Unknown ethnicity	0	0%	0	0%	0	0%											
Other	1	1%	0	0%	0	0%											
Hispanic	1	1%	0	0%	0	0%											
Non-Hispanic	0	0%	0	0%	0	0%											
Unknown ethnicity	0	0%	0	0%	0	0%											
Unknown race	17	18%	0	0%	0	0%											
Hispanic	1	1%	0	0%	0	0%											
Non-Hispanic	1	1%	0	0%	0	0%											
Unknown ethnicity	15	15%	0	0%	0	0%											
Total	97		10		4												

Outcomes for Florida residents		
Monroe		
Hospitalizations	10	(10% of all cases)
Deaths	4	(4% of all cases)
Statewide		
Hospitalizations	9,982	(19% of all cases)
Deaths	2,413	(5% of all cases)

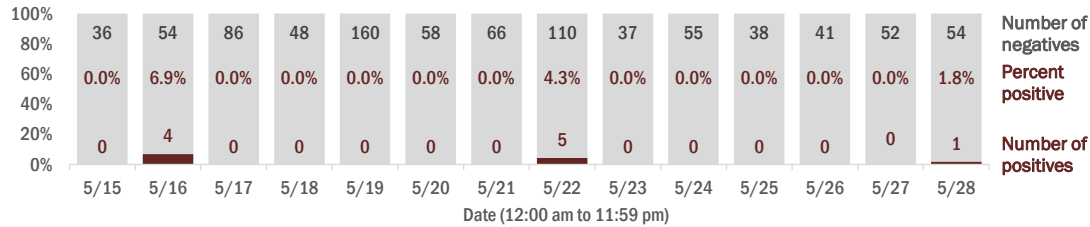
Cases in facility staff/residents		
Monroe		
Long-term care	22	(23% of all cases)
Correctional	0	(0% of all cases)
Statewide		
Long-term care	8,826	(17% of all cases)
Correctional	2,504	(5% of all cases)

Hospitalization counts include anyone who was hospitalized at some point during their illness. It does not reflect the number of people currently hospitalized.
Other race includes any person with a race of American Indian/Alaskan native, Asian, native Hawaiian/Pacific Islander, or other.

Laboratory testing for Florida residents and non-Florida residents over the past 2 weeks

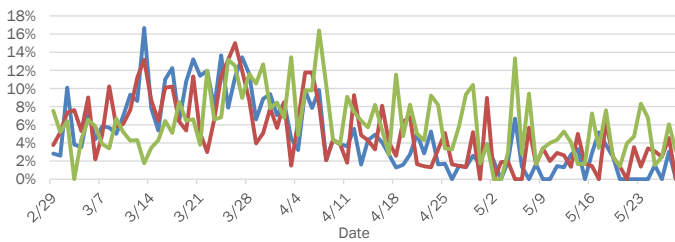
Number and percent of positive labs

These counts include the number of people for whom the department received laboratory results by day. This percent is the number of people who test positive for the first time divided by all the people tested that day, excluding people who have previously tested positive.

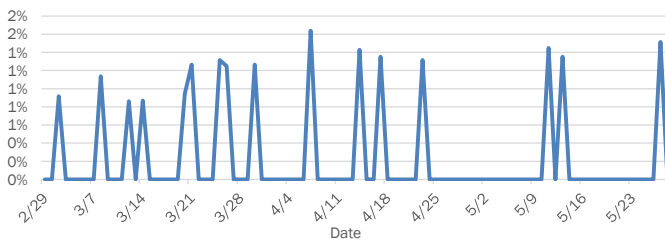


Emergency department (ED) chief complaint and admission data for Monroe County

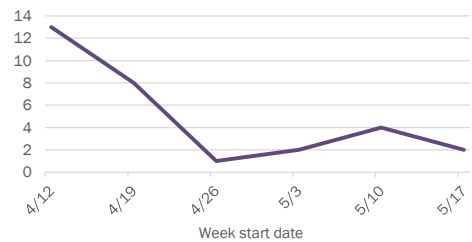
Daily percent of ED visits mentioning cough, fever, or shortness of breath



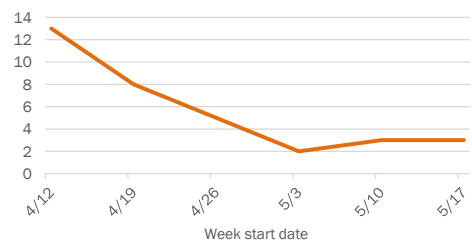
Daily percent of ED visits resulting in cough-associated admissions



Weekly count of ED visits for influenza-like illness



Weekly count of ED visits for COVID-like illness



The Electronic Surveillance System for the Early Notification of Community-Based Epidemics (ESSENCE-FL) includes chief complaint data from 211 of 212 Florida EDs. Data are transmitted electronically to ESSENCE-FL daily or hourly.

Coronavirus: summary for Nassau County

Data for May 29, 2020 (verified at 10 AM)

Data in this report are provisional and subject to change.

Confirmed cases

Total cases	74
Florida residents	67
Non-Florida residents	7
Gender for Florida residents	
Men	31
Women	36
Unknown	0
Age for Florida residents	
Range	15 - 89
Median age	49

Cases confirmed in Florida residents per day



Race, ethnicity	Cases	Hospitalizations	Deaths
White	54 (81%)	8 (57%)	1 (100%)
Hispanic	0 (0%)	0 (0%)	0 (0%)
Non-Hispanic	53 (79%)	8 (57%)	1 (100%)
Unknown ethnicity	1 (1%)	0 (0%)	0 (0%)
Black	9 (13%)	4 (29%)	0 (0%)
Hispanic	0 (0%)	0 (0%)	0 (0%)
Non-Hispanic	9 (13%)	4 (29%)	0 (0%)
Unknown ethnicity	0 (0%)	0 (0%)	0 (0%)
Other	2 (3%)	2 (14%)	0 (0%)
Hispanic	1 (1%)	1 (7%)	0 (0%)
Non-Hispanic	1 (1%)	1 (7%)	0 (0%)
Unknown ethnicity	0 (0%)	0 (0%)	0 (0%)
Unknown race	2 (3%)	0 (0%)	0 (0%)
Hispanic	0 (0%)	0 (0%)	0 (0%)
Non-Hispanic	1 (1%)	0 (0%)	0 (0%)
Unknown ethnicity	1 (1%)	0 (0%)	0 (0%)
Total	67	14	1

Outcomes for Florida residents

Nassau		
Hospitalizations	14	(21% of all cases)
Deaths	1	(1% of all cases)

Statewide

Hospitalizations	9,982	(19% of all cases)
Deaths	2,413	(5% of all cases)

Cases in facility staff/residents

Nassau		
Long-term care	12	(18% of all cases)
Correctional	0	(0% of all cases)

Statewide

Long-term care	8,826	(17% of all cases)
Correctional	2,504	(5% of all cases)

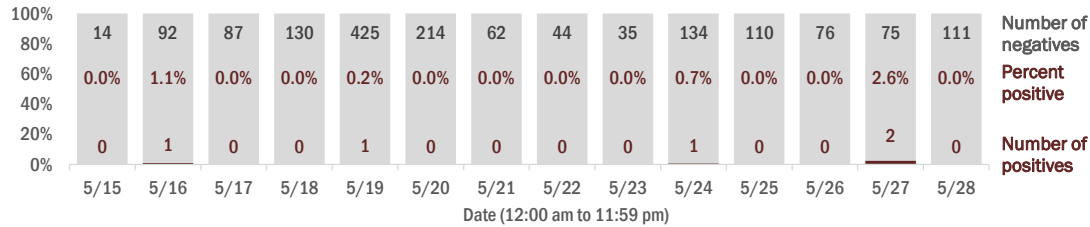
Hospitalization counts include anyone who was hospitalized at some point during their illness. It does not reflect the number of people currently hospitalized.

Other race includes any person with a race of American Indian/Alaskan native, Asian, native Hawaiian/Pacific Islander, or other.

Laboratory testing for Florida residents and non-Florida residents over the past 2 weeks

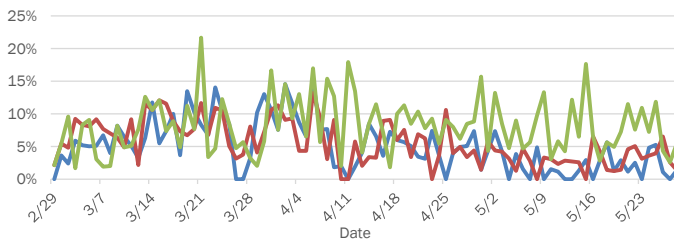
Number and percent of positive labs

These counts include the number of people for whom the department received laboratory results by day. This percent is the number of people who test positive for the first time divided by all the people tested that day, excluding people who have previously tested positive.

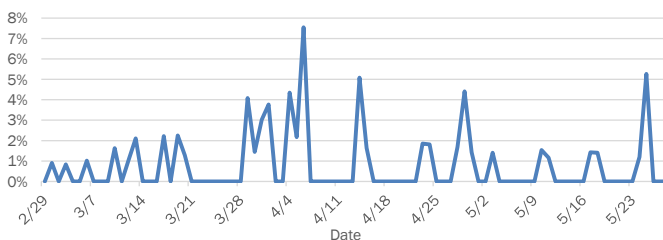


Emergency department (ED) chief complaint and admission data for Nassau County

Daily percent of ED visits mentioning cough, fever, or shortness of breath



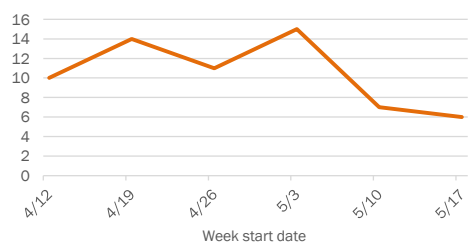
Daily percent of ED visits resulting in cough-associated admissions



Weekly count of ED visits for influenza-like illness



Weekly count of ED visits for COVID-like illness



The Electronic Surveillance System for the Early Notification of Community-Based Epidemics (ESSENCE-FL) includes chief complaint data from 211 of 212 Florida EDs. Data are transmitted electronically to ESSENCE-FL daily or hourly.

Coronavirus: summary for Okaloosa County

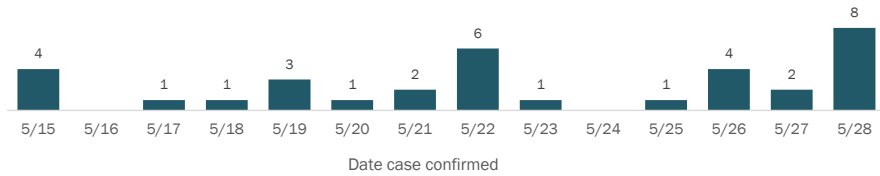
Data for May 29, 2020 (verified at 10 AM)

Data in this report are provisional and subject to change.

Confirmed cases

Total cases	207
Florida residents	199
Non-Florida residents	8
Gender for Florida residents	
Men	91
Women	108
Unknown	0
Age for Florida residents	
Range	0 - 96
Median age	55

Cases confirmed in Florida residents per day



Race, ethnicity	Cases	Hospitalizations	Deaths
White	152 (76%)	20 (57%)	5 (83%)
Hispanic	30	5	0
Non-Hispanic	122	15	5
Unknown ethnicity	0	0	0
Black	32 (16%)	13 (37%)	1 (17%)
Hispanic	3	0	0
Non-Hispanic	29	13	1
Unknown ethnicity	0	0	0
Other	15 (8%)	2 (6%)	0 (0%)
Hispanic	4	1	0
Non-Hispanic	11	1	0
Unknown ethnicity	0	0	0
Unknown race	0 (0%)	0 (0%)	0 (0%)
Hispanic	0	0	0
Non-Hispanic	0	0	0
Unknown ethnicity	0	0	0
Total	199	35	6

Outcomes for Florida residents

Okaloosa	
Hospitalizations	35 (18% of all cases)
Deaths	6 (3% of all cases)

Statewide

Hospitalizations	9,982 (19% of all cases)
Deaths	2,413 (5% of all cases)

Cases in facility staff/residents

Okaloosa	
Long-term care	33 (17% of all cases)
Correctional	1 (1% of all cases)

Statewide

Long-term care	8,826 (17% of all cases)
Correctional	2,504 (5% of all cases)

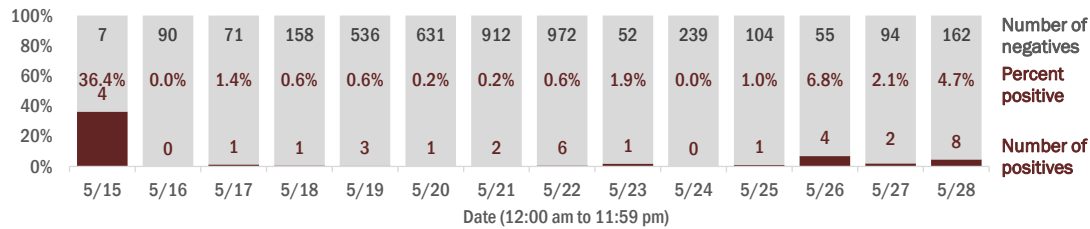
Hospitalization counts include anyone who was hospitalized at some point during their illness. It does not reflect the number of people currently hospitalized.

Other race includes any person with a race of American Indian/Alaskan native, Asian, native Hawaiian/Pacific Islander, or other.

Laboratory testing for Florida residents and non-Florida residents over the past 2 weeks

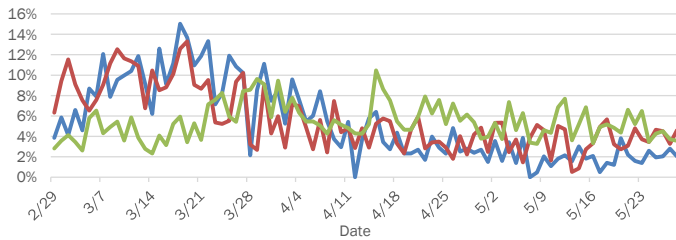
Number and percent of positive labs

These counts include the number of people for whom the department received laboratory results by day. This percent is the number of people who test positive for the first time divided by all the people tested that day, excluding people who have previously tested positive.

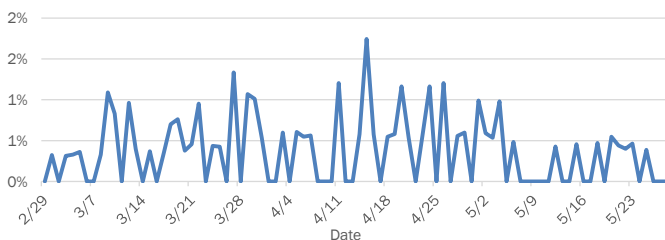


Emergency department (ED) chief complaint and admission data for Okaloosa County

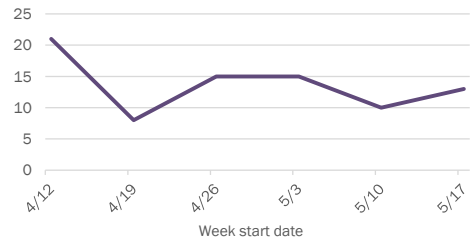
Daily percent of ED visits mentioning cough, fever, or shortness of breath



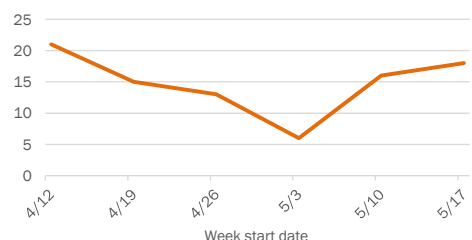
Daily percent of ED visits resulting in cough-associated admissions



Weekly count of ED visits for influenza-like illness



Weekly count of ED visits for COVID-like illness



The Electronic Surveillance System for the Early Notification of Community-Based Epidemics (ESSENCE-FL) includes chief complaint data from 211 of 212 Florida EDs. Data are transmitted electronically to ESSENCE-FL daily or hourly.

Coronavirus: summary for Okeechobee County

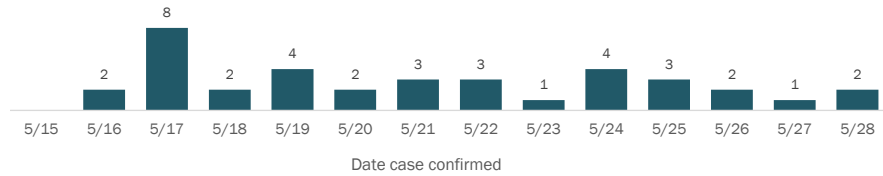
Data for May 29, 2020 (verified at 10 AM)

Data in this report are provisional and subject to change.

Confirmed cases

Total cases	70
Florida residents	69
Non-Florida residents	1
Gender for Florida residents	
Men	35
Women	34
Unknown	0
Age for Florida residents	
Range	6 - 87
Median age	34

Cases confirmed in Florida residents per day



Race, ethnicity	Cases	Hospitalizations	Deaths
White	46 (67%)	5 (71%)	0
Hispanic	22 (32%)	0 (0%)	0
Non-Hispanic	23 (33%)	5 (71%)	0
Unknown ethnicity	1 (1%)	0 (0%)	0
Black	16 (23%)	1 (14%)	0
Hispanic	1 (1%)	0 (0%)	0
Non-Hispanic	15 (22%)	1 (14%)	0
Unknown ethnicity	0 (0%)	0 (0%)	0
Other	2 (3%)	1 (14%)	0
Hispanic	2 (3%)	1 (14%)	0
Non-Hispanic	0 (0%)	0 (0%)	0
Unknown ethnicity	0 (0%)	0 (0%)	0
Unknown race	5 (7%)	0 (0%)	0
Hispanic	0 (0%)	0 (0%)	0
Non-Hispanic	0 (0%)	0 (0%)	0
Unknown ethnicity	5 (7%)	0 (0%)	0
Total	69	7	0

Outcomes for Florida residents

Okeechobee	
Hospitalizations	7 (10% of all cases)
Deaths	0 (0% of all cases)

Statewide

Hospitalizations	9,982 (19% of all cases)
Deaths	2,413 (5% of all cases)

Cases in facility staff/residents

Okeechobee	
Long-term care	6 (9% of all cases)
Correctional	24 (35% of all cases)

Statewide

Long-term care	8,826 (17% of all cases)
Correctional	2,504 (5% of all cases)

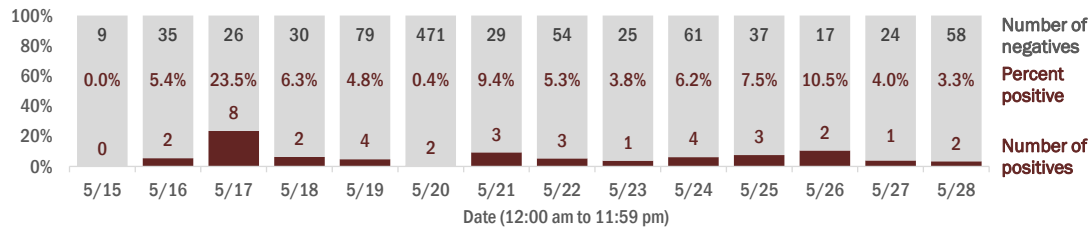
Hospitalization counts include anyone who was hospitalized at some point during their illness. It does not reflect the number of people currently hospitalized.

Other race includes any person with a race of American Indian/Alaskan native, Asian, native Hawaiian/Pacific Islander, or other.

Laboratory testing for Florida residents and non-Florida residents over the past 2 weeks

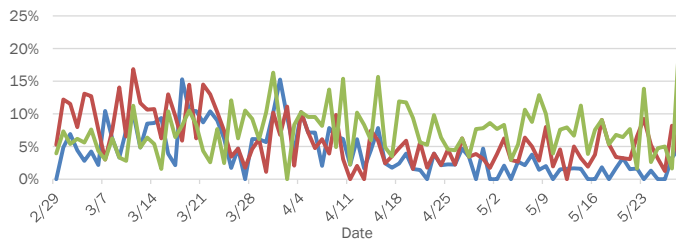
Number and percent of positive labs

These counts include the number of people for whom the department received laboratory results by day. This percent is the number of people who test positive for the first time divided by all the people tested that day, excluding people who have previously tested positive.

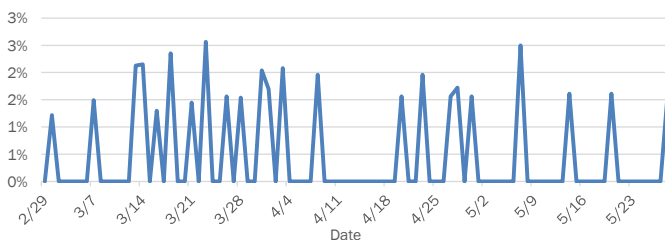


Emergency department (ED) chief complaint and admission data for Okeechobee County

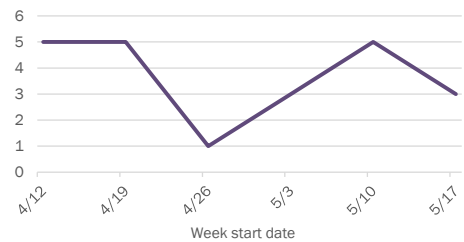
Daily percent of ED visits mentioning cough, fever, or shortness of breath



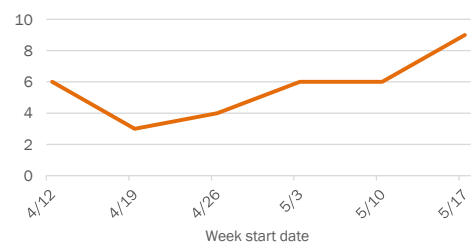
Daily percent of ED visits resulting in cough-associated admissions



Weekly count of ED visits for influenza-like illness



Weekly count of ED visits for COVID-like illness



The Electronic Surveillance System for the Early Notification of Community-Based Epidemics (ESSENCE-FL) includes chief complaint data from 211 of 212 Florida EDs. Data are transmitted electronically to ESSENCE-FL daily or hourly.

Coronavirus: summary for Orange County

Data for May 29, 2020 (verified at 10 AM)

Data in this report are provisional and subject to change.

Confirmed cases			Cases confirmed in Florida residents per day													
Total cases	1,945		17	25	20	30	13	19	20	28	26	35	15	30	24	44
Florida residents	1,863															
Non-Florida residents	82															
Gender for Florida residents																
Men	979															
Women	883															
Unknown	1															
Age for Florida residents																
Range	0 - 101															
Median age	43															
Race, ethnicity																
	Cases		Hospitalizations		Deaths											
White	803	43%	144	46%	18	44%										
Hispanic	386	21%	64	20%	9	22%										
Non-Hispanic	407	22%	80	26%	9	22%										
Unknown ethnicity	10	1%	0	0%	0	0%										
Black	304	16%	58	19%	10	24%										
Hispanic	25	1%	2	1%	0	0%										
Non-Hispanic	267	14%	56	18%	10	24%										
Unknown ethnicity	12	1%	0	0%	0	0%										
Other	646	35%	111	35%	13	32%										
Hispanic	433	23%	70	22%	8	20%										
Non-Hispanic	192	10%	39	12%	5	12%										
Unknown ethnicity	21	1%	2	1%	0	0%										
Unknown race	110	6%	0	0%	0	0%										
Hispanic	5	0%	0	0%	0	0%										
Non-Hispanic	2	0%	0	0%	0	0%										
Unknown ethnicity	103	6%	0	0%	0	0%										
Total	1,863		313		41											

Outcomes for Florida residents

Category	Count	% of all cases
Orange		
Hospitalizations	313	(17% of all cases)
Deaths	41	(2% of all cases)
Statewide		
Hospitalizations	9,982	(19% of all cases)
Deaths	2,413	(5% of all cases)

Cases in facility staff/residents

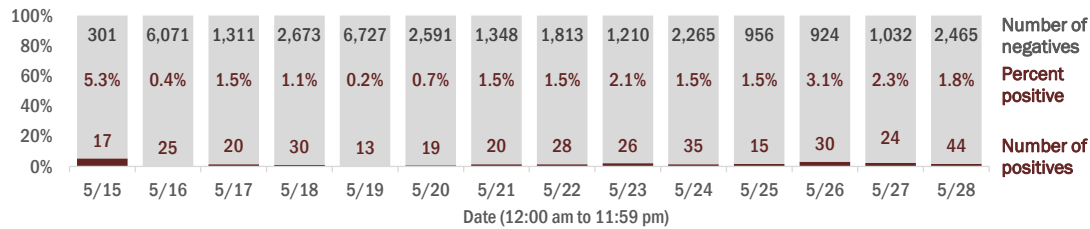
Category	Count	% of all cases
Orange		
Long-term care	60	(3% of all cases)
Correctional	12	(1% of all cases)
Statewide		
Long-term care	8,826	(17% of all cases)
Correctional	2,504	(5% of all cases)

Hospitalization counts include anyone who was hospitalized at some point during their illness. It does not reflect the number of people currently hospitalized.
Other race includes any person with a race of American Indian/Alaskan native, Asian, native Hawaiian/Pacific Islander, or other.

Laboratory testing for Florida residents and non-Florida residents over the past 2 weeks

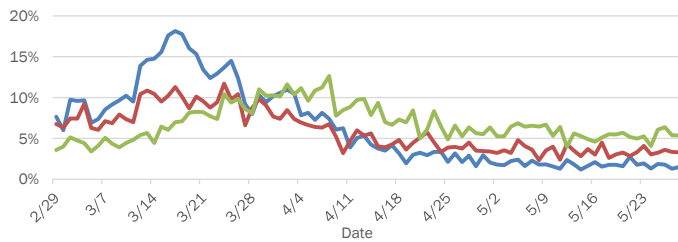
Number and percent of positive labs

These counts include the number of people for whom the department received laboratory results by day. This percent is the number of people who test positive for the first time divided by all the people tested that day, excluding people who have previously tested positive.

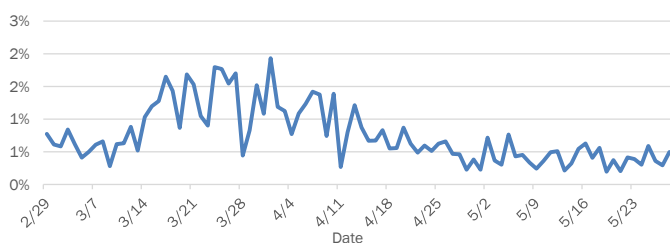


Emergency department (ED) chief complaint and admission data for Orange County

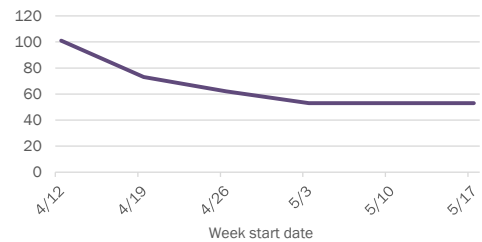
Daily percent of ED visits mentioning cough, fever, or shortness of breath



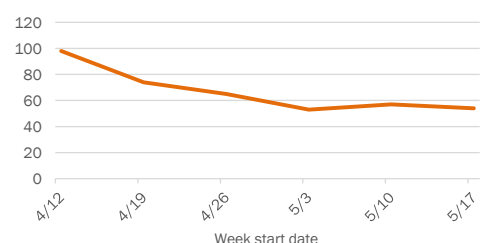
Daily percent of ED visits resulting in cough-associated admissions



Weekly count of ED visits for influenza-like illness



Weekly count of ED visits for COVID-like illness



The Electronic Surveillance System for the Early Notification of Community-Based Epidemics (ESSENCE-FL) includes chief complaint data from 211 of 212 Florida EDs. Data are transmitted electronically to ESSENCE-FL daily or hourly.

Coronavirus: summary for Osceola County

Data for May 29, 2020 (verified at 10 AM)

Data in this report are provisional and subject to change.

Confirmed cases			Cases confirmed in Florida residents per day													
Total cases	688															
Florida residents	643															
Non-Florida residents	45															
Gender for Florida residents																
Men	318															
Women	325															
Unknown	0															
Age for Florida residents																
Range	0 - 102															
Median age	49															
			Date case confirmed													
			5/15	5/16	5/17	5/18	5/19	5/20	5/21	5/22	5/23	5/24	5/25	5/26	5/27	5/28
			8	7	5	2	6	5	3	3	8	3	2	10	3	13

Race, ethnicity	Cases	Hospitalizations	Deaths
White	327 51%	75 50%	12 63%
Hispanic	203 32%	44 29%	6 32%
Non-Hispanic	114 18%	28 19%	6 32%
Unknown ethnicity	10 2%	3 2%	0 0%
Black	61 9%	12 8%	0 0%
Hispanic	7 1%	0 0%	0 0%
Non-Hispanic	51 8%	12 8%	0 0%
Unknown ethnicity	3 0%	0 0%	0 0%
Other	252 39%	63 42%	7 37%
Hispanic	181 28%	47 31%	7 37%
Non-Hispanic	55 9%	11 7%	0 0%
Unknown ethnicity	16 2%	5 3%	0 0%
Unknown race	3 0%	1 1%	0 0%
Hispanic	0 0%	0 0%	0 0%
Non-Hispanic	0 0%	0 0%	0 0%
Unknown ethnicity	3 0%	1 1%	0 0%
Total	643	151	19

Outcomes for Florida residents		
Osceola		
Hospitalizations	151	(23% of all cases)
Deaths	19	(3% of all cases)
Statewide		
Hospitalizations	9,982	(19% of all cases)
Deaths	2,413	(5% of all cases)

Cases in facility staff/residents		
Osceola		
Long-term care	73	(11% of all cases)
Correctional	3	(0% of all cases)
Statewide		
Long-term care	8,826	(17% of all cases)
Correctional	2,504	(5% of all cases)

Hospitalization counts include anyone who was hospitalized at some point during their illness. It does not reflect the number of people currently hospitalized.

Other race includes any person with a race of American Indian/Alaskan native, Asian, native Hawaiian/Pacific Islander, or other.

Laboratory testing for Florida residents and non-Florida residents over the past 2 weeks

Number and percent of positive labs

These counts include the number of people for whom the department received laboratory results by day. This percent is the number of people who test positive for the first time divided by all the people tested that day, excluding people who have previously tested positive.

Date (12:00 am to 11:59 pm)	Number of negatives	Percent positive	Number of positives
5/15	35	18.6%	8
5/16	913	0.8%	7
5/17	240	2.0%	5
5/18	377	0.5%	2
5/19	894	0.7%	6
5/20	477	1.0%	5
5/21	421	0.7%	3
5/22	497	0.6%	3
5/23	320	2.4%	8
5/24	462	0.6%	3
5/25	208	1.0%	2
5/26	156	6.0%	10
5/27	207	1.4%	3
5/28	445	2.8%	13

Emergency department (ED) chief complaint and admission data for Osceola County

Daily percent of ED visits mentioning cough, fever, or shortness of breath

Weekly count of ED visits for influenza-like illness

Daily percent of ED visits resulting in cough-associated admissions

Weekly count of ED visits for COVID-like illness

The Electronic Surveillance System for the Early Notification of Community-Based Epidemics (ESSENCE-FL) includes chief complaint data from 211 of 212 Florida EDs. Data are transmitted electronically to ESSENCE-FL daily or hourly.

Coronavirus: summary for Palm Beach County

Data for May 29, 2020 (verified at 10 AM)

Data in this report are provisional and subject to change.

Confirmed cases		Cases confirmed in Florida residents per day														
Total cases	5,765															
Florida residents	5,671															
Non-Florida residents	94															
Gender for Florida residents																
Men	2,905															
Women	2,759															
Unknown	7															
Age for Florida residents																
Range	0 - 104															
Median age	49															
		Date case confirmed														
		5/15	5/16	5/17	5/18	5/19	5/20	5/21	5/22	5/23	5/24	5/25	5/26	5/27	5/28	
			29	109	113	57	67	189	95	81	47	149	82	38	84	230

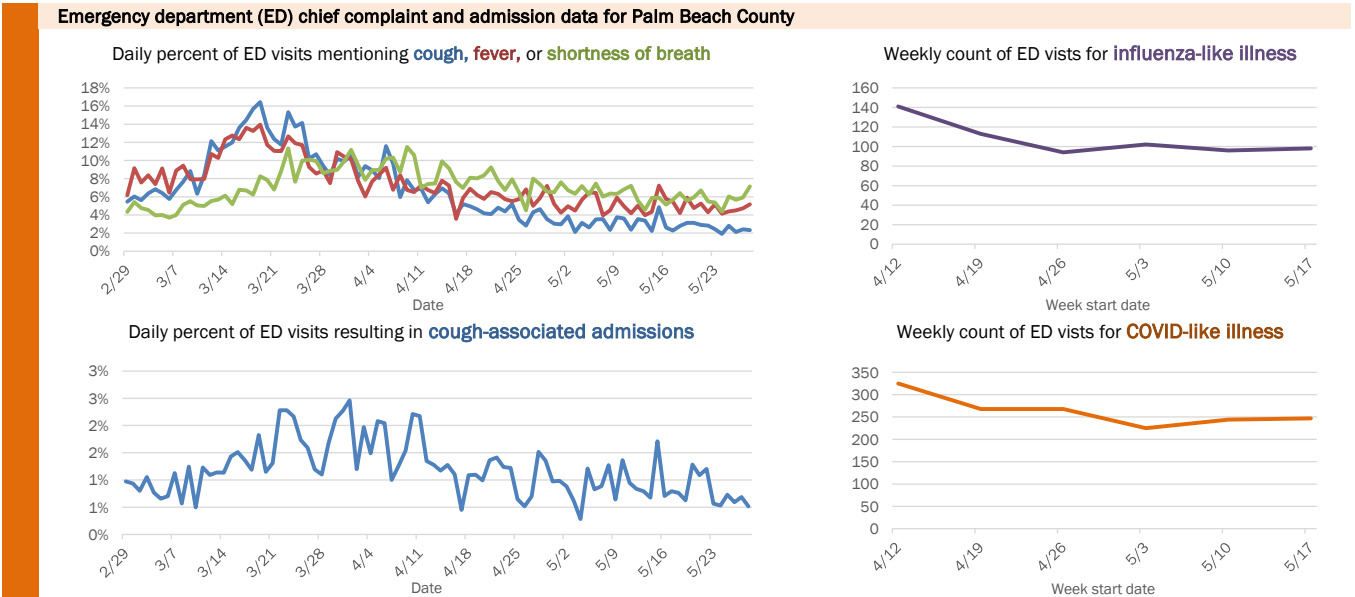
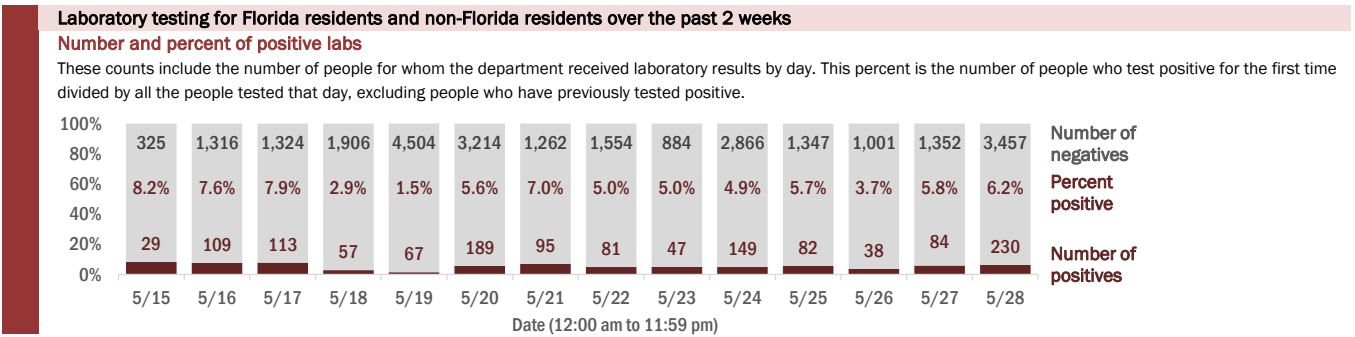
Race, ethnicity	Cases	Hospitalizations	Deaths
White	2,702	675	239
Hispanic	1,014	151	22
Non-Hispanic	1,591	514	209
Unknown ethnicity	97	10	8
Black	1,099	276	60
Hispanic	28	3	0
Non-Hispanic	1,032	266	58
Unknown ethnicity	39	7	2
Other	811	163	19
Hispanic	644	130	12
Non-Hispanic	152	27	5
Unknown ethnicity	15	6	2
Unknown race	1,059	34	17
Hispanic	59	5	3
Non-Hispanic	7	2	0
Unknown ethnicity	993	27	14
Total	5,671	1,148	335

Outcomes for Florida residents	
Palm Beach	
Hospitalizations	1,148 (20% of all cases)
Deaths	335 (6% of all cases)
Statewide	
Hospitalizations	9,982 (19% of all cases)
Deaths	2,413 (5% of all cases)

Cases in facility staff/residents	
Palm Beach	
Long-term care	692 (12% of all cases)
Correctional	233 (4% of all cases)
Statewide	
Long-term care	8,826 (17% of all cases)
Correctional	2,504 (5% of all cases)

Hospitalization counts include anyone who was hospitalized at some point during their illness. It does not reflect the number of people currently hospitalized.

Other race includes any person with a race of American Indian/Alaskan native, Asian, native Hawaiian/Pacific Islander, or other.



The Electronic Surveillance System for the Early Notification of Community-Based Epidemics (ESSENCE-FL) includes chief complaint data from 211 of 212 Florida EDs. Data are transmitted electronically to ESSENCE-FL daily or hourly.

Coronavirus: summary for Pasco County

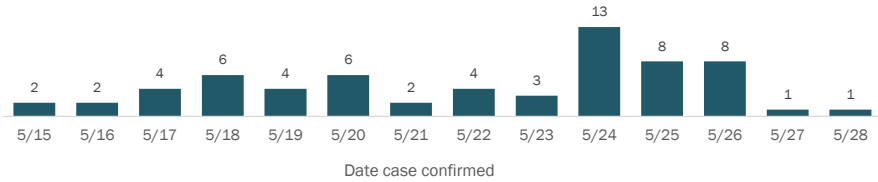
Data for May 29, 2020 (verified at 10 AM)

Data in this report are provisional and subject to change.

Confirmed cases

Total cases	377
Florida residents	367
Non-Florida residents	10
Gender for Florida residents	
Men	169
Women	198
Unknown	0
Age for Florida residents	
Range	0 - 94
Median age	49

Cases confirmed in Florida residents per day



Race, ethnicity	Cases	Hospitalizations	Deaths
White	240 (65%)	51 (67%)	10 (77%)
Hispanic	48 (13%)	7 (9%)	1 (8%)
Non-Hispanic	188 (51%)	44 (58%)	9 (69%)
Unknown ethnicity	4 (1%)	0 (0%)	0 (0%)
Black	42 (11%)	12 (16%)	1 (8%)
Hispanic	0 (0%)	0 (0%)	0 (0%)
Non-Hispanic	40 (11%)	12 (16%)	1 (8%)
Unknown ethnicity	2 (1%)	0 (0%)	0 (0%)
Other	46 (13%)	6 (8%)	1 (8%)
Hispanic	24 (7%)	3 (4%)	0 (0%)
Non-Hispanic	20 (5%)	3 (4%)	1 (8%)
Unknown ethnicity	2 (1%)	0 (0%)	0 (0%)
Unknown race	39 (11%)	7 (9%)	1 (8%)
Hispanic	0 (0%)	0 (0%)	0 (0%)
Non-Hispanic	0 (0%)	0 (0%)	0 (0%)
Unknown ethnicity	39 (11%)	7 (9%)	1 (8%)
Total	367	76	13

Outcomes for Florida residents

Pasco	
Hospitalizations	76 (21% of all cases)
Deaths	13 (4% of all cases)

Statewide

Hospitalizations	9,982 (19% of all cases)
Deaths	2,413 (5% of all cases)

Cases in facility staff/residents

Pasco	
Long-term care	80 (22% of all cases)
Correctional	4 (1% of all cases)

Statewide

Long-term care	8,826 (17% of all cases)
Correctional	2,504 (5% of all cases)

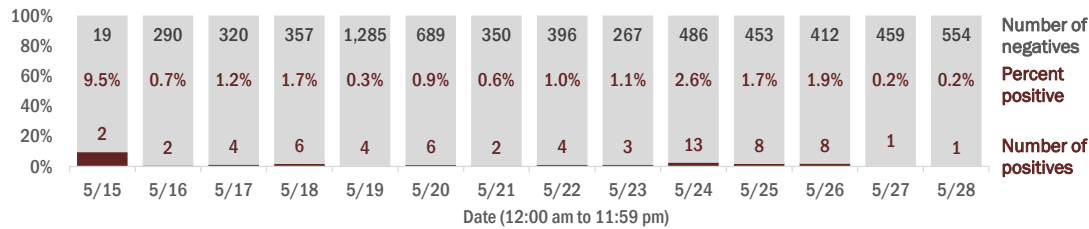
Hospitalization counts include anyone who was hospitalized at some point during their illness. It does not reflect the number of people currently hospitalized.

Other race includes any person with a race of American Indian/Alaskan native, Asian, native Hawaiian/Pacific Islander, or other.

Laboratory testing for Florida residents and non-Florida residents over the past 2 weeks

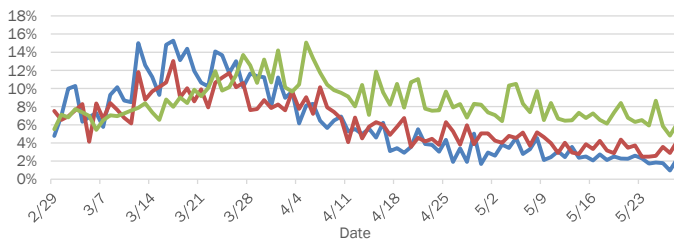
Number and percent of positive labs

These counts include the number of people for whom the department received laboratory results by day. This percent is the number of people who test positive for the first time divided by all the people tested that day, excluding people who have previously tested positive.

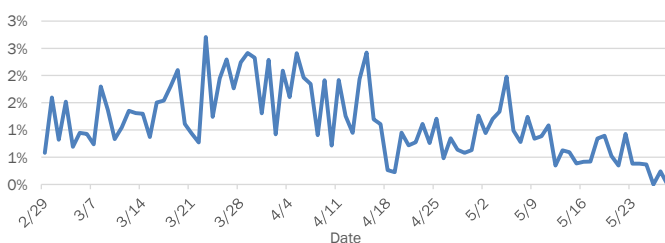


Emergency department (ED) chief complaint and admission data for Pasco County

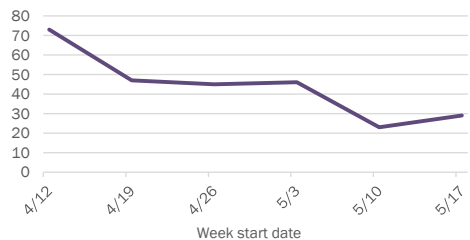
Daily percent of ED visits mentioning cough, fever, or shortness of breath



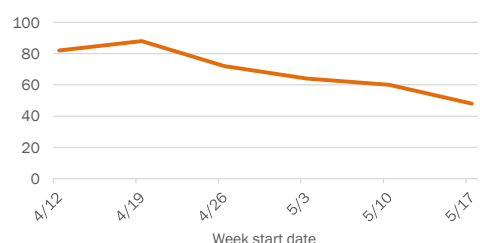
Daily percent of ED visits resulting in cough-associated admissions



Weekly count of ED visits for influenza-like illness



Weekly count of ED visits for COVID-like illness



The Electronic Surveillance System for the Early Notification of Community-Based Epidemics (ESSENCE-FL) includes chief complaint data from 211 of 212 Florida EDs. Data are transmitted electronically to ESSENCE-FL daily or hourly.

Coronavirus: summary for Pinellas County

Data for May 29, 2020 (verified at 10 AM)

Data in this report are provisional and subject to change.

Confirmed cases		Cases confirmed in Florida residents per day													
Total cases	1,238	20	16	20	20	10	35	9	36	11	17	13	7	13	23
Florida residents	1,188														
Non-Florida residents	50														
Gender for Florida residents															
Men	523														
Women	665														
Unknown	0														
Age for Florida residents															
Range	0 - 101														
Median age	55														
Race, ethnicity		Cases		Hospitalizations		Deaths									
White	863	73%	308	80%	75	91%									
Hispanic	96	8%	17	4%	1	1%									
Non-Hispanic	734	62%	275	72%	72	88%									
Unknown ethnicity	33	3%	16	4%	2	2%									
Black	211	18%	55	14%	5	6%									
Hispanic	3	0%	0	0%	0	0%									
Non-Hispanic	202	17%	55	14%	5	6%									
Unknown ethnicity	6	1%	0	0%	0	0%									
Other	77	6%	16	4%	2	2%									
Hispanic	17	1%	4	1%	1	1%									
Non-Hispanic	59	5%	12	3%	1	1%									
Unknown ethnicity	1	0%	0	0%	0	0%									
Unknown race	37	3%	4	1%	0	0%									
Hispanic	1	0%	0	0%	0	0%									
Non-Hispanic	4	0%	2	1%	0	0%									
Unknown ethnicity	32	3%	2	1%	0	0%									
Total	1,188		383		82										

Outcomes for Florida residents		
Pinellas		
Hospitalizations	383	(32% of all cases)
Deaths	82	(7% of all cases)
Statewide		
Hospitalizations	9,982	(19% of all cases)
Deaths	2,413	(5% of all cases)

Cases in facility staff/residents		
Pinellas		
Long-term care	414	(35% of all cases)
Correctional	0	(0% of all cases)
Statewide		
Long-term care	8,826	(17% of all cases)
Correctional	2,504	(5% of all cases)

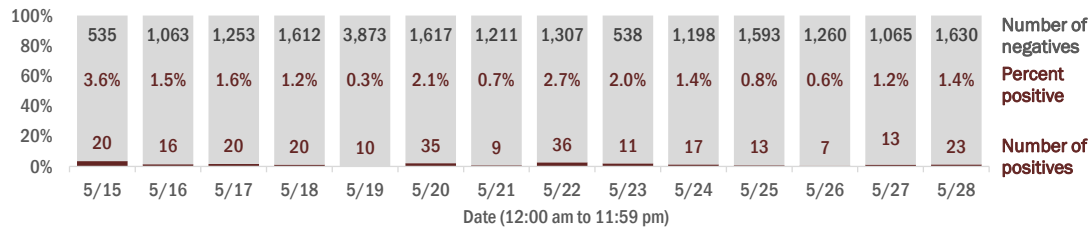
Hospitalization counts include anyone who was hospitalized at some point during their illness. It does not reflect the number of people currently hospitalized.

Other race includes any person with a race of American Indian/Alaskan native, Asian, native Hawaiian/Pacific Islander, or other.

Laboratory testing for Florida residents and non-Florida residents over the past 2 weeks

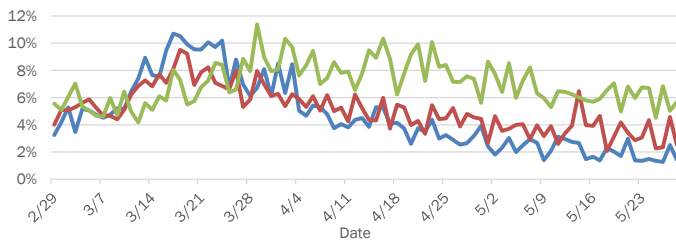
Number and percent of positive labs

These counts include the number of people for whom the department received laboratory results by day. This percent is the number of people who test positive for the first time divided by all the people tested that day, excluding people who have previously tested positive.

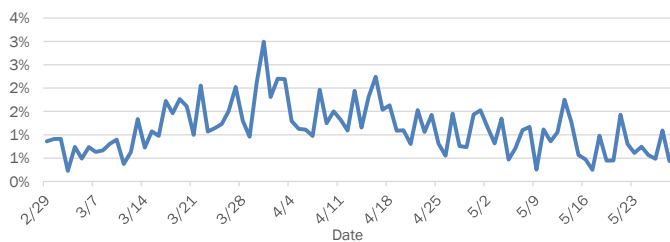


Emergency department (ED) chief complaint and admission data for Pinellas County

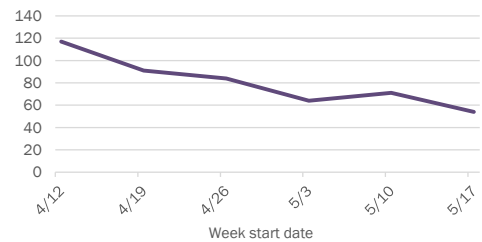
Daily percent of ED visits mentioning cough, fever, or shortness of breath



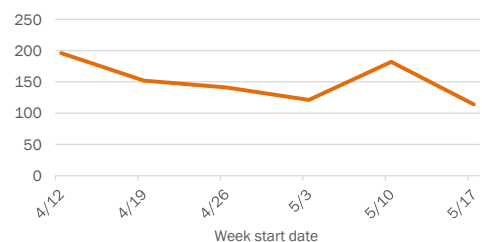
Daily percent of ED visits resulting in cough-associated admissions



Weekly count of ED visits for influenza-like illness



Weekly count of ED visits for COVID-like illness



The Electronic Surveillance System for the Early Notification of Community-Based Epidemics (ESSENCE-FL) includes chief complaint data from 211 of 212 Florida EDs. Data are transmitted electronically to ESSENCE-FL daily or hourly.

Coronavirus: summary for Polk County

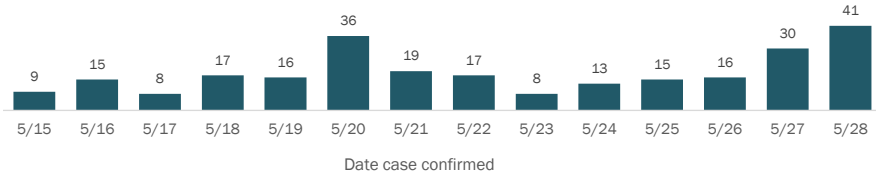
Data for May 29, 2020 (verified at 10 AM)

Data in this report are provisional and subject to change.

Confirmed cases

Total cases	977
Florida residents	966
Non-Florida residents	11
Gender for Florida residents	
Men	367
Women	594
Unknown	5
Age for Florida residents	
Range	2 - 103
Median age	54

Cases confirmed in Florida residents per day



Race, ethnicity	Cases	Hospitalizations	Deaths
White	594 (61%)	205 (67%)	36 (65%)
Hispanic	174 (18%)	35 (11%)	2 (4%)
Non-Hispanic	409 (42%)	165 (54%)	34 (62%)
Unknown ethnicity	11 (1%)	5 (2%)	0 (0%)
Black	207 (21%)	64 (21%)	11 (20%)
Hispanic	6 (1%)	2 (1%)	1 (2%)
Non-Hispanic	196 (20%)	61 (20%)	10 (18%)
Unknown ethnicity	5 (1%)	1 (0%)	0 (0%)
Other	121 (13%)	24 (8%)	7 (13%)
Hispanic	57 (6%)	14 (5%)	3 (5%)
Non-Hispanic	42 (4%)	6 (2%)	3 (5%)
Unknown ethnicity	22 (2%)	4 (1%)	1 (2%)
Unknown race	44 (5%)	14 (5%)	1 (2%)
Hispanic	2 (0%)	0 (0%)	0 (0%)
Non-Hispanic	0 (0%)	0 (0%)	0 (0%)
Unknown ethnicity	42 (4%)	14 (5%)	1 (2%)
Total	966	307	55

Outcomes for Florida residents

Polk		
Hospitalizations	307	(32% of all cases)
Deaths	55	(6% of all cases)

Statewide

Hospitalizations	9,982	(19% of all cases)
Deaths	2,413	(5% of all cases)

Cases in facility staff/residents

Polk		
Long-term care	281	(29% of all cases)
Correctional	1	(0% of all cases)

Statewide

Long-term care	8,826	(17% of all cases)
Correctional	2,504	(5% of all cases)

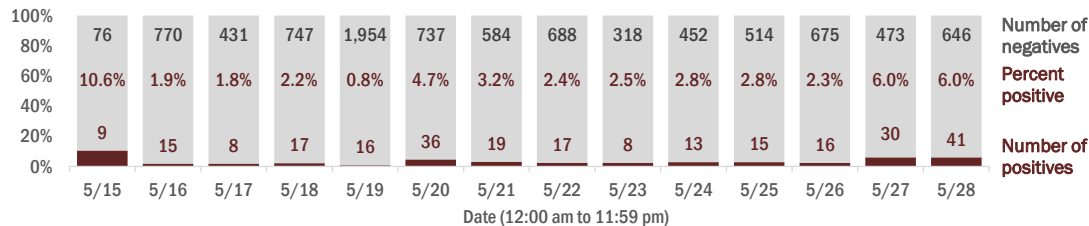
Hospitalization counts include anyone who was hospitalized at some point during their illness. It does not reflect the number of people currently hospitalized.

Other race includes any person with a race of American Indian/Alaskan native, Asian, native Hawaiian/Pacific Islander, or other.

Laboratory testing for Florida residents and non-Florida residents over the past 2 weeks

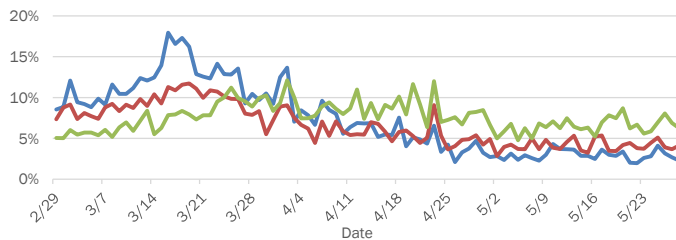
Number and percent of positive labs

These counts include the number of people for whom the department received laboratory results by day. This percent is the number of people who test positive for the first time divided by all the people tested that day, excluding people who have previously tested positive.

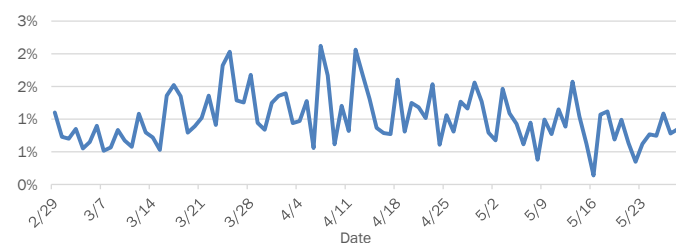


Emergency department (ED) chief complaint and admission data for Polk County

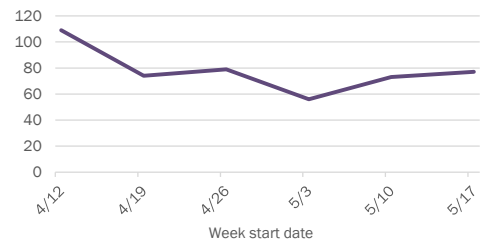
Daily percent of ED visits mentioning cough, fever, or shortness of breath



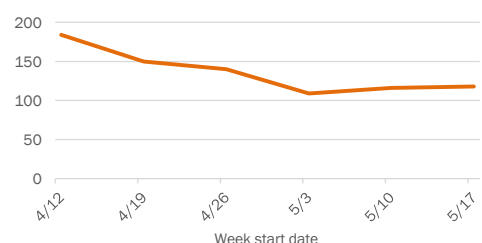
Daily percent of ED visits resulting in cough-associated admissions



Weekly count of ED visits for influenza-like illness



Weekly count of ED visits for COVID-like illness



The Electronic Surveillance System for the Early Notification of Community-Based Epidemics (ESSENCE-FL) includes chief complaint data from 211 of 212 Florida EDs. Data are transmitted electronically to ESSENCE-FL daily or hourly.

Coronavirus: summary for Putnam County

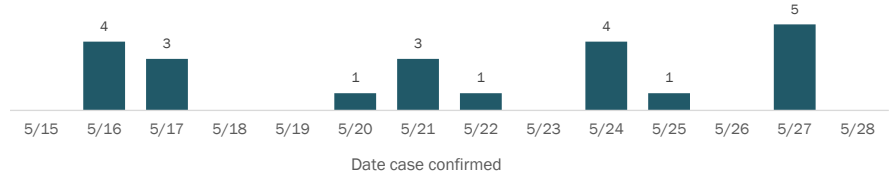
Data for May 29, 2020 (verified at 10 AM)

Data in this report are provisional and subject to change.

Confirmed cases

Total cases	149
Florida residents	149
Non-Florida residents	0
Gender for Florida residents	
Men	59
Women	90
Unknown	0
Age for Florida residents	
Range	6 - 98
Median age	47

Cases confirmed in Florida residents per day



Race, ethnicity	Cases	Hospitalizations	Deaths
White	86 (58%)	13 (62%)	2 (40%)
Hispanic	1 (1%)	0 (0%)	0 (0%)
Non-Hispanic	84 (56%)	13 (62%)	2 (40%)
Unknown ethnicity	1 (1%)	0 (0%)	0 (0%)
Black	54 (36%)	7 (33%)	3 (60%)
Hispanic	0 (0%)	0 (0%)	0 (0%)
Non-Hispanic	53 (36%)	6 (29%)	2 (40%)
Unknown ethnicity	1 (1%)	1 (5%)	1 (20%)
Other	8 (5%)	1 (5%)	0 (0%)
Hispanic	5 (3%)	1 (5%)	0 (0%)
Non-Hispanic	2 (1%)	0 (0%)	0 (0%)
Unknown ethnicity	1 (1%)	0 (0%)	0 (0%)
Unknown race	1 (1%)	0 (0%)	0 (0%)
Hispanic	0 (0%)	0 (0%)	0 (0%)
Non-Hispanic	0 (0%)	0 (0%)	0 (0%)
Unknown ethnicity	1 (1%)	0 (0%)	0 (0%)
Total	149	21	5

Outcomes for Florida residents

Putnam	
Hospitalizations	21 (14% of all cases)
Deaths	5 (3% of all cases)

Statewide

Hospitalizations	9,982 (19% of all cases)
Deaths	2,413 (5% of all cases)

Cases in facility staff/residents

Putnam	
Long-term care	46 (31% of all cases)
Correctional	1 (1% of all cases)

Statewide

Long-term care	8,826 (17% of all cases)
Correctional	2,504 (5% of all cases)

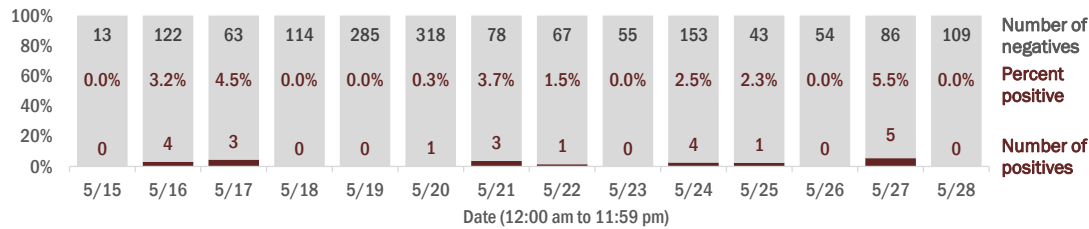
Hospitalization counts include anyone who was hospitalized at some point during their illness. It does not reflect the number of people currently hospitalized.

Other race includes any person with a race of American Indian/Alaskan native, Asian, native Hawaiian/Pacific Islander, or other.

Laboratory testing for Florida residents and non-Florida residents over the past 2 weeks

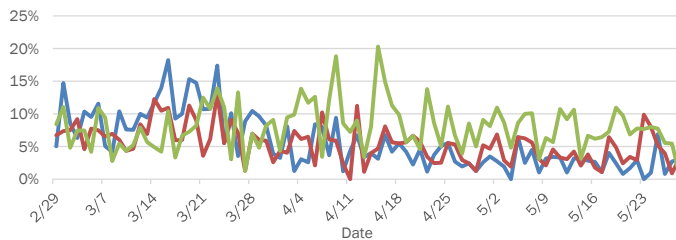
Number and percent of positive labs

These counts include the number of people for whom the department received laboratory results by day. This percent is the number of people who test positive for the first time divided by all the people tested that day, excluding people who have previously tested positive.

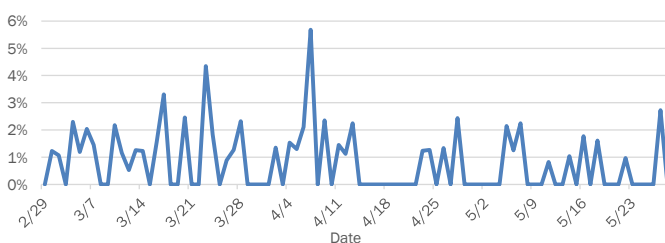


Emergency department (ED) chief complaint and admission data for Putnam County

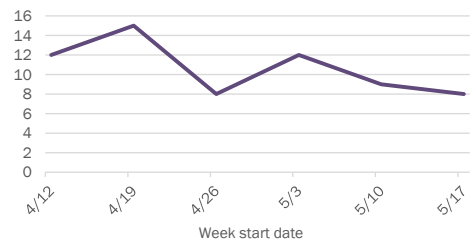
Daily percent of ED visits mentioning cough, fever, or shortness of breath



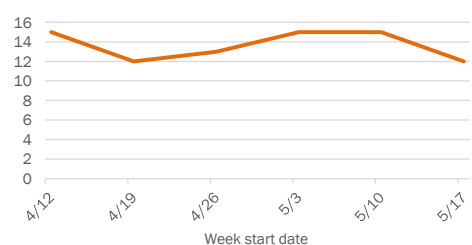
Daily percent of ED visits resulting in cough-associated admissions



Weekly count of ED visits for influenza-like illness



Weekly count of ED visits for COVID-like illness



The Electronic Surveillance System for the Early Notification of Community-Based Epidemics (ESSENCE-FL) includes chief complaint data from 211 of 212 Florida EDs. Data are transmitted electronically to ESSENCE-FL daily or hourly.

Coronavirus: summary for Santa Rosa County

Data for May 29, 2020 (verified at 10 AM)

Data in this report are provisional and subject to change.

Confirmed cases			Cases confirmed in Florida residents per day													
Total cases	240															
Florida residents	237															
Non-Florida residents	3															
Gender for Florida residents																
Men	173															
Women	64															
Unknown	0															
Age for Florida residents																
Range	0 - 94															
Median age	47															
			1	1	2	1	11	1	4	5	1	1	28	3		
			5/15	5/16	5/17	5/18	5/19	5/20	5/21	5/22	5/23	5/24	5/25	5/26	5/27	5/28
			Date case confirmed													
Race, ethnicity			Cases		Hospitalizations		Deaths									
White	166	70%	17	71%	6	67%										
Hispanic	9	4%	1	4%	1	11%										
Non-Hispanic	145	61%	16	67%	5	56%										
Unknown ethnicity	12	5%	0	0%	0	0%										
Black	42	18%	6	25%	3	33%										
Hispanic	1	0%	0	0%	0	0%										
Non-Hispanic	31	13%	6	25%	3	33%										
Unknown ethnicity	10	4%	0	0%	0	0%										
Other	5	2%	1	4%	0	0%										
Hispanic	1	0%	0	0%	0	0%										
Non-Hispanic	4	2%	1	4%	0	0%										
Unknown ethnicity	0	0%	0	0%	0	0%										
Unknown race	24	10%	0	0%	0	0%										
Hispanic	1	0%	0	0%	0	0%										
Non-Hispanic	1	0%	0	0%	0	0%										
Unknown ethnicity	22	9%	0	0%	0	0%										
Total	237		24		9											

Outcomes for Florida residents

Santa Rosa		
Hospitalizations	24	(10% of all cases)
Deaths	9	(4% of all cases)
Statewide		
Hospitalizations	9,982	(19% of all cases)
Deaths	2,413	(5% of all cases)

Cases in facility staff/residents

Santa Rosa		
Long-term care	14	(6% of all cases)
Correctional	109	(46% of all cases)
Statewide		
Long-term care	8,826	(17% of all cases)
Correctional	2,504	(5% of all cases)

Hospitalization counts include anyone who was hospitalized at some point during their illness. It does not reflect the number of people currently hospitalized.

Other race includes any person with a race of American Indian/Alaskan native, Asian, native Hawaiian/Pacific Islander, or other.

Laboratory testing for Florida residents and non-Florida residents over the past 2 weeks

Number and percent of positive labs

These counts include the number of people for whom the department received laboratory results by day. This percent is the number of people who test positive for the first time divided by all the people tested that day, excluding people who have previously tested positive.

Date (12:00 am to 11:59 pm)	Number of positives	Percent positive	Number of negatives
5/15	1	10.0%	9
5/16	1	0.6%	155
5/17	2	2.9%	67
5/18	1	0.3%	394
5/19	11	2.7%	390
5/20	1	0.2%	436
5/21	4	1.3%	296
5/22	5	2.2%	224
5/23	0	0.0%	77
5/24	1	0.3%	316
5/25	1	0.9%	111
5/26	28	15.6%	152
5/27	0	0.0%	202
5/28	3	0.7%	450

Emergency department (ED) chief complaint and admission data for Santa Rosa County

Daily percent of ED visits mentioning cough, fever, or shortness of breath

Weekly count of ED visits for influenza-like illness

Daily percent of ED visits resulting in cough-associated admissions

Weekly count of ED visits for COVID-like illness

The Electronic Surveillance System for the Early Notification of Community-Based Epidemics (ESSENCE-FL) includes chief complaint data from 211 of 212 Florida EDs. Data are transmitted electronically to ESSENCE-FL daily or hourly.

Coronavirus: summary for Sarasota County

Data for May 29, 2020 (verified at 10 AM)

Data in this report are provisional and subject to change.

Confirmed cases			Cases confirmed in Florida residents per day											
Total cases	622													
Florida residents	605													
Non-Florida residents	17													
Gender for Florida residents														
Men	252													
Women	353													
Unknown	0													
Age for Florida residents														
Range	0 - 104													
Median age	64													
Race, ethnicity														
White	492	81%	135	82%	67	87%								
Hispanic	42	7%	7	4%	3	4%								
Non-Hispanic	416	69%	109	66%	53	69%								
Unknown ethnicity	34	6%	19	12%	11	14%								
Black	44	7%	12	7%	3	4%								
Hispanic	1	0%	1	1%	0	0%								
Non-Hispanic	42	7%	11	7%	3	4%								
Unknown ethnicity	1	0%	0	0%	0	0%								
Other	37	6%	13	8%	6	8%								
Hispanic	10	2%	4	2%	2	3%								
Non-Hispanic	23	4%	5	3%	4	5%								
Unknown ethnicity	4	1%	4	2%	0	0%								
Unknown race	32	5%	5	3%	1	1%								
Hispanic	0	0%	0	0%	0	0%								
Non-Hispanic	5	1%	1	1%	1	1%								
Unknown ethnicity	27	4%	4	2%	0	0%								
Total	605		165		77									

Outcomes for Florida residents		
Sarasota		
Hospitalizations	165	(27% of all cases)
Deaths	77	(13% of all cases)
Statewide		
Hospitalizations	9,982	(19% of all cases)
Deaths	2,413	(5% of all cases)

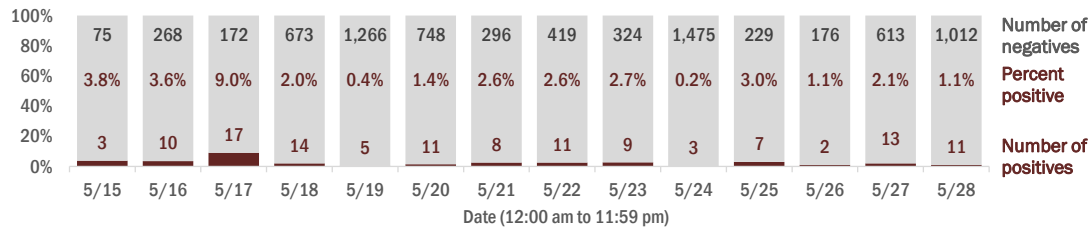
Cases in facility staff/residents		
Sarasota		
Long-term care	209	(35% of all cases)
Correctional	1	(0% of all cases)
Statewide		
Long-term care	8,826	(17% of all cases)
Correctional	2,504	(5% of all cases)

Hospitalization counts include anyone who was hospitalized at some point during their illness. It does not reflect the number of people currently hospitalized.
Other race includes any person with a race of American Indian/Alaskan native, Asian, native Hawaiian/Pacific Islander, or other.

Laboratory testing for Florida residents and non-Florida residents over the past 2 weeks

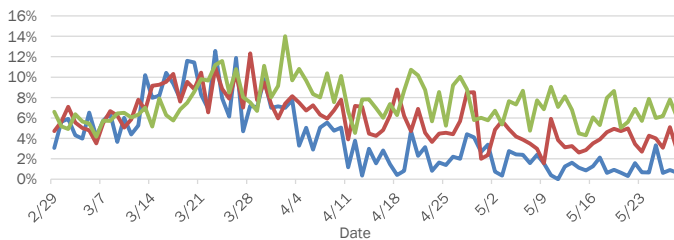
Number and percent of positive labs

These counts include the number of people for whom the department received laboratory results by day. This percent is the number of people who test positive for the first time divided by all the people tested that day, excluding people who have previously tested positive.

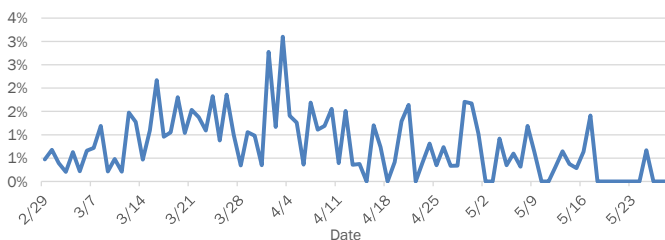


Emergency department (ED) chief complaint and admission data for Sarasota County

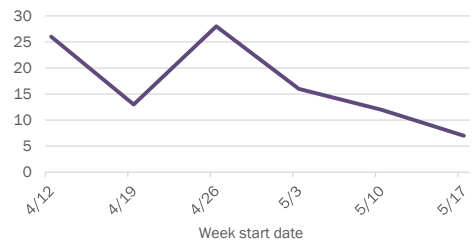
Daily percent of ED visits mentioning cough, fever, or shortness of breath



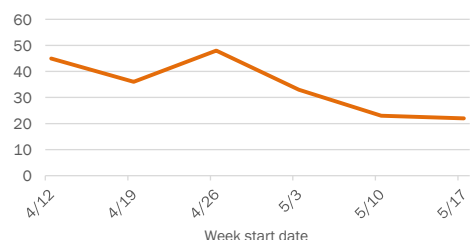
Daily percent of ED visits resulting in cough-associated admissions



Weekly count of ED visits for influenza-like illness



Weekly count of ED visits for COVID-like illness



The Electronic Surveillance System for the Early Notification of Community-Based Epidemics (ESSENCE-FL) includes chief complaint data from 211 of 212 Florida EDs. Data are transmitted electronically to ESSENCE-FL daily or hourly.

Coronavirus: summary for Seminole County

Data for May 29, 2020 (verified at 10 AM)

Data in this report are provisional and subject to change.

Confirmed cases			Cases confirmed in Florida residents per day													
Total cases	481															
Florida residents	474															
Non-Florida residents	7															
Gender for Florida residents																
Men	216															
Women	258															
Unknown	0															
Age for Florida residents																
Range	0 - 100															
Median age	47															
			4	2	2	5	1	2	3	7	3	3	2	8	2	6
			5/15	5/16	5/17	5/18	5/19	5/20	5/21	5/22	5/23	5/24	5/25	5/26	5/27	5/28
			Date case confirmed													
Race, ethnicity			Cases		Hospitalizations		Deaths									
White	340	72%	74	69%	12	100%										
Hispanic	148	31%	33	31%	5	42%										
Non-Hispanic	191	40%	41	38%	7	58%										
Unknown ethnicity	1	0%	0	0%	0	0%										
Black	70	15%	14	13%	0	0%										
Hispanic	0	0%	0	0%	0	0%										
Non-Hispanic	70	15%	14	13%	0	0%										
Unknown ethnicity	0	0%	0	0%	0	0%										
Other	59	12%	20	19%	0	0%										
Hispanic	20	4%	8	7%	0	0%										
Non-Hispanic	38	8%	12	11%	0	0%										
Unknown ethnicity	1	0%	0	0%	0	0%										
Unknown race	5	1%	0	0%	0	0%										
Hispanic	0	0%	0	0%	0	0%										
Non-Hispanic	0	0%	0	0%	0	0%										
Unknown ethnicity	5	1%	0	0%	0	0%										
Total	474		108		12											

Outcomes for Florida residents

Seminole		
Hospitalizations	108	(23% of all cases)
Deaths	12	(3% of all cases)
Statewide		
Hospitalizations	9,982	(19% of all cases)
Deaths	2,413	(5% of all cases)

Cases in facility staff/residents

Seminole		
Long-term care	57	(12% of all cases)
Correctional	6	(1% of all cases)
Statewide		
Long-term care	8,826	(17% of all cases)
Correctional	2,504	(5% of all cases)

Hospitalization counts include anyone who was hospitalized at some point during their illness. It does not reflect the number of people currently hospitalized.

Other race includes any person with a race of American Indian/Alaskan native, Asian, native Hawaiian/Pacific Islander, or other.

Laboratory testing for Florida residents and non-Florida residents over the past 2 weeks

Number and percent of positive labs

These counts include the number of people for whom the department received laboratory results by day. This percent is the number of people who test positive for the first time divided by all the people tested that day, excluding people who have previously tested positive.

Date (12:00 am to 11:59 pm)	Number of negatives	Percent positive	Number of positives
5/15	48	7.7%	4
5/16	1,259	0.2%	2
5/17	470	0.4%	2
5/18	782	0.6%	5
5/19	2,497	0.0%	1
5/20	594	0.3%	2
5/21	404	0.7%	3
5/22	471	1.5%	7
5/23	270	1.1%	3
5/24	476	0.6%	3
5/25	282	0.7%	2
5/26	195	3.9%	8
5/27	609	0.3%	2
5/28	543	1.1%	6

Emergency department (ED) chief complaint and admission data for Seminole County

Daily percent of ED visits mentioning cough, fever, or shortness of breath

Weekly count of ED visits for influenza-like illness

Daily percent of ED visits resulting in cough-associated admissions

Weekly count of ED visits for COVID-like illness

The Electronic Surveillance System for the Early Notification of Community-Based Epidemics (ESSENCE-FL) includes chief complaint data from 211 of 212 Florida EDs. Data are transmitted electronically to ESSENCE-FL daily or hourly.

Coronavirus: summary for St. Johns County

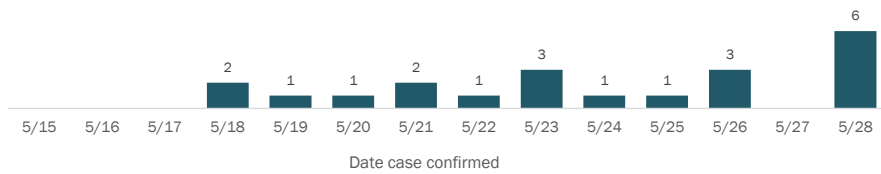
Data for May 29, 2020 (verified at 10 AM)

Data in this report are provisional and subject to change.

Confirmed cases

Total cases	252
Florida residents	242
Non-Florida residents	10
Gender for Florida residents	
Men	118
Women	122
Unknown	2
Age for Florida residents	
Range	2 - 97
Median age	52

Cases confirmed in Florida residents per day



Race, ethnicity	Cases	Hospitalizations	Deaths
White	193 (80%)	31 (82%)	6 (100%)
Hispanic	12 (5%)	2 (5%)	0 (0%)
Non-Hispanic	173 (71%)	29 (76%)	6 (100%)
Unknown ethnicity	8 (3%)	0 (0%)	0 (0%)
Black	17 (7%)	1 (3%)	0 (0%)
Hispanic	0 (0%)	0 (0%)	0 (0%)
Non-Hispanic	16 (7%)	1 (3%)	0 (0%)
Unknown ethnicity	1 (0%)	0 (0%)	0 (0%)
Other	17 (7%)	5 (13%)	0 (0%)
Hispanic	1 (0%)	0 (0%)	0 (0%)
Non-Hispanic	13 (5%)	4 (11%)	0 (0%)
Unknown ethnicity	3 (1%)	1 (3%)	0 (0%)
Unknown race	15 (6%)	1 (3%)	0 (0%)
Hispanic	2 (1%)	0 (0%)	0 (0%)
Non-Hispanic	0 (0%)	0 (0%)	0 (0%)
Unknown ethnicity	13 (5%)	1 (3%)	0 (0%)
Total	242	38	6

Outcomes for Florida residents

St. Johns		
Hospitalizations	38	(16% of all cases)
Deaths	6	(2% of all cases)

Statewide		
Hospitalizations	9,982	(19% of all cases)
Deaths	2,413	(5% of all cases)

Cases in facility staff/residents

St. Johns		
Long-term care	15	(6% of all cases)
Correctional	2	(1% of all cases)

Statewide		
Long-term care	8,826	(17% of all cases)
Correctional	2,504	(5% of all cases)

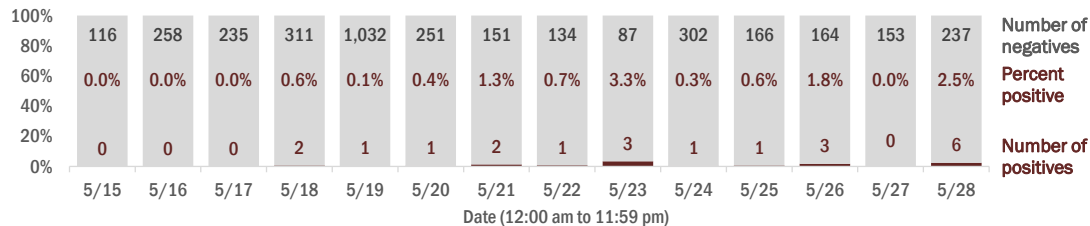
Hospitalization counts include anyone who was hospitalized at some point during their illness. It does not reflect the number of people currently hospitalized.

Other race includes any person with a race of American Indian/Alaskan native, Asian, native Hawaiian/Pacific Islander, or other.

Laboratory testing for Florida residents and non-Florida residents over the past 2 weeks

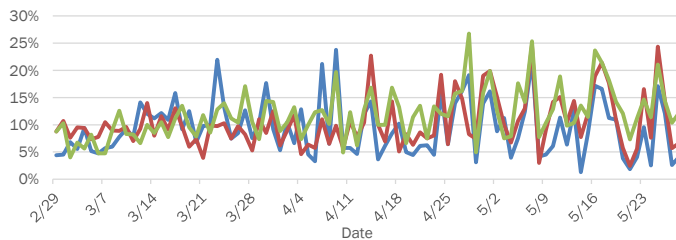
Number and percent of positive labs

These counts include the number of people for whom the department received laboratory results by day. This percent is the number of people who test positive for the first time divided by all the people tested that day, excluding people who have previously tested positive.

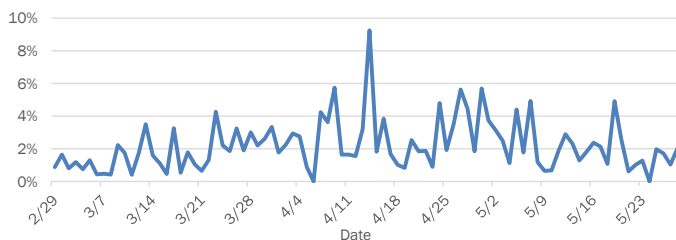


Emergency department (ED) chief complaint and admission data for St. Johns County

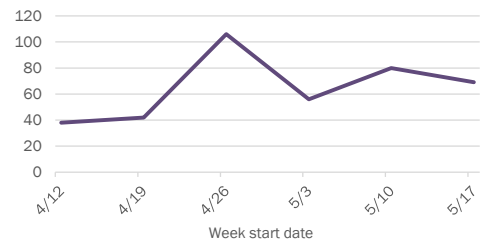
Daily percent of ED visits mentioning cough, fever, or shortness of breath



Daily percent of ED visits resulting in cough-associated admissions



Weekly count of ED visits for influenza-like illness



Weekly count of ED visits for COVID-like illness



The Electronic Surveillance System for the Early Notification of Community-Based Epidemics (ESSENCE-FL) includes chief complaint data from 211 of 212 Florida EDs. Data are transmitted electronically to ESSENCE-FL daily or hourly.

Coronavirus: summary for St. Lucie County

Data for May 29, 2020 (verified at 10 AM)

Data in this report are provisional and subject to change.

Confirmed cases			Cases confirmed in Florida residents per day													
Total cases	449		4	8	8	5	1	13	11	23	6	6	14	9	4	22
Florida residents	439															
Non-Florida residents	10															
Gender for Florida residents																
Men	206															
Women	233															
Unknown	0															
Age for Florida residents																
Range	3 - 97															
Median age	51															
Race, ethnicity			Cases			Hospitalizations			Deaths			Outcomes for Florida residents				
White	220	50%	61	64%	21	70%	St. Lucie									
Hispanic	44	10%	6	6%	1	3%	Hospitalizations		95	(22% of all cases)						
Non-Hispanic	166	38%	55	58%	20	67%	Deaths		30	(7% of all cases)						
Unknown ethnicity	10	2%	0	0%	0	0%	Statewide									
Black	110	25%	21	22%	6	20%	Hospitalizations		9,982	(19% of all cases)						
Hispanic	1	0%	1	1%	0	0%	Deaths		2,413	(5% of all cases)						
Non-Hispanic	100	23%	19	20%	6	20%	Cases in facility staff/residents									
Unknown ethnicity	9	2%	1	1%	0	0%	St. Lucie									
Other	43	10%	8	8%	1	3%	Long-term care		48	(11% of all cases)						
Hispanic	21	5%	3	3%	0	0%	Correctional		33	(8% of all cases)						
Non-Hispanic	18	4%	4	4%	1	3%	Statewide									
Unknown ethnicity	4	1%	1	1%	0	0%	Long-term care		8,826	(17% of all cases)						
Unknown race	66	15%	5	5%	2	7%	Correctional		2,504	(5% of all cases)						
Hispanic	5	1%	0	0%	0	0%										
Non-Hispanic	2	0%	0	0%	0	0%										
Unknown ethnicity	59	13%	5	5%	2	7%										
Total	439		95		30											

Hospitalization counts include anyone who was hospitalized at some point during their illness. It does not reflect the number of people currently hospitalized.
Other race includes any person with a race of American Indian/Alaskan native, Asian, native Hawaiian/Pacific Islander, or other.

Laboratory testing for Florida residents and non-Florida residents over the past 2 weeks

Number and percent of positive labs

These counts include the number of people for whom the department received laboratory results by day. This percent is the number of people who test positive for the first time divided by all the people tested that day, excluding people who have previously tested positive.

Date (12:00 am to 11:59 pm)	Number of positives	Percent positive	Number of negatives
5/15	4	8.2%	45
5/16	8	4.6%	167
5/17	8	3.6%	216
5/18	5	2.0%	251
5/19	1	0.1%	782
5/20	13	0.9%	1,442
5/21	11	4.0%	265
5/22	23	5.9%	370
5/23	6	4.4%	130
5/24	6	2.5%	237
5/25	14	3.6%	379
5/26	9	5.6%	153
5/27	4	1.8%	218
5/28	22	2.8%	758

Emergency department (ED) chief complaint and admission data for St. Lucie County

Daily percent of ED visits mentioning cough, fever, or shortness of breath

Weekly count of ED visits for influenza-like illness

Daily percent of ED visits resulting in cough-associated admissions

Weekly count of ED visits for COVID-like illness

The Electronic Surveillance System for the Early Notification of Community-Based Epidemics (ESSENCE-FL) includes chief complaint data from 211 of 212 Florida EDs. Data are transmitted electronically to ESSENCE-FL daily or hourly.

Coronavirus: summary for Sumter County

Data for May 29, 2020 (verified at 10 AM)

Data in this report are provisional and subject to change.

Confirmed cases			Cases confirmed in Florida residents per day													
Total cases	253															
Florida residents	252															
Non-Florida residents	1															
Gender for Florida residents																
Men	180															
Women	72															
Unknown	0															
Age for Florida residents																
Range	17 - 92															
Median age	65															
			Date case confirmed													
			5/15	5/16	5/17	5/18	5/19	5/20	5/21	5/22	5/23	5/24	5/25	5/26	5/27	5/28
			2		1		1		1		1					

Race, ethnicity	Cases	Hospitalizations	Deaths
White	210	38	15
Hispanic	12	3	0
Non-Hispanic	196	35	15
Unknown ethnicity	2	0	0
Black	34	5	1
Hispanic	0	0	0
Non-Hispanic	34	5	1
Unknown ethnicity	0	0	0
Other	5	1	1
Hispanic	2	1	0
Non-Hispanic	3	0	1
Unknown ethnicity	0	0	0
Unknown race	3	0	0
Hispanic	0	0	0
Non-Hispanic	0	0	0
Unknown ethnicity	3	0	0
Total	252	44	17

Outcomes for Florida residents		
Sumter		
Hospitalizations	44	(17% of all cases)
Deaths	17	(7% of all cases)
Statewide		
Hospitalizations	9,982	(19% of all cases)
Deaths	2,413	(5% of all cases)

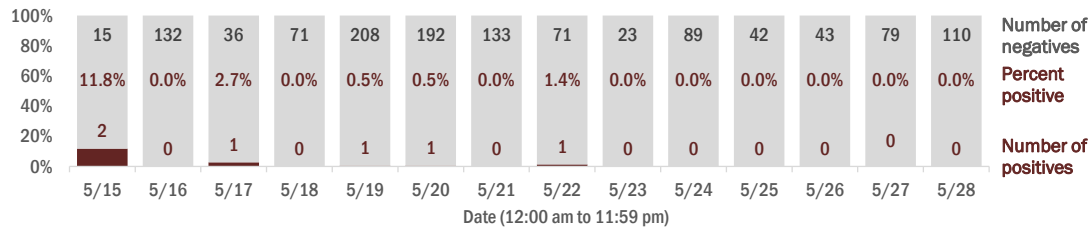
Cases in facility staff/residents		
Sumter		
Long-term care	8	(3% of all cases)
Correctional	114	(45% of all cases)
Statewide		
Long-term care	8,826	(17% of all cases)
Correctional	2,504	(5% of all cases)

Hospitalization counts include anyone who was hospitalized at some point during their illness. It does not reflect the number of people currently hospitalized.
Other race includes any person with a race of American Indian/Alaskan native, Asian, native Hawaiian/Pacific Islander, or other.

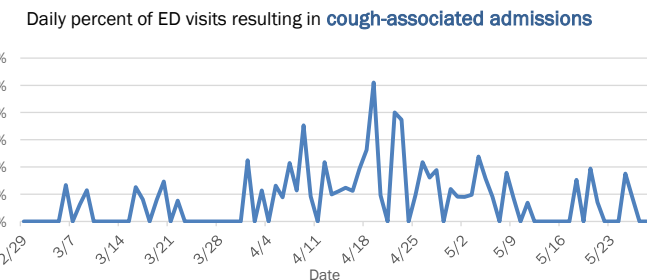
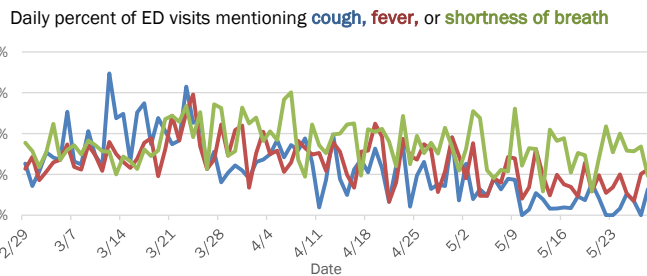
Laboratory testing for Florida residents and non-Florida residents over the past 2 weeks

Number and percent of positive labs

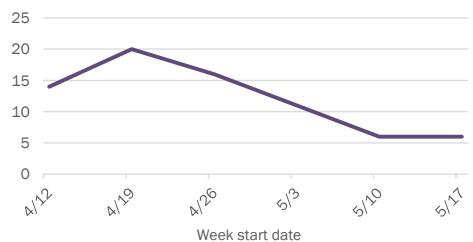
These counts include the number of people for whom the department received laboratory results by day. This percent is the number of people who test positive for the first time divided by all the people tested that day, excluding people who have previously tested positive.



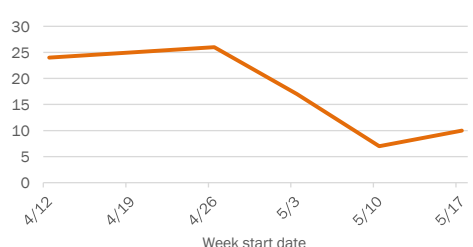
Emergency department (ED) chief complaint and admission data for Sumter County



Weekly count of ED visits for influenza-like illness



Weekly count of ED visits for COVID-like illness



The Electronic Surveillance System for the Early Notification of Community-Based Epidemics (ESSENCE-FL) includes chief complaint data from 211 of 212 Florida EDs. Data are transmitted electronically to ESSENCE-FL daily or hourly.

Coronavirus: summary for Suwannee County

Data for May 29, 2020 (verified at 10 AM)

Data in this report are provisional and subject to change.

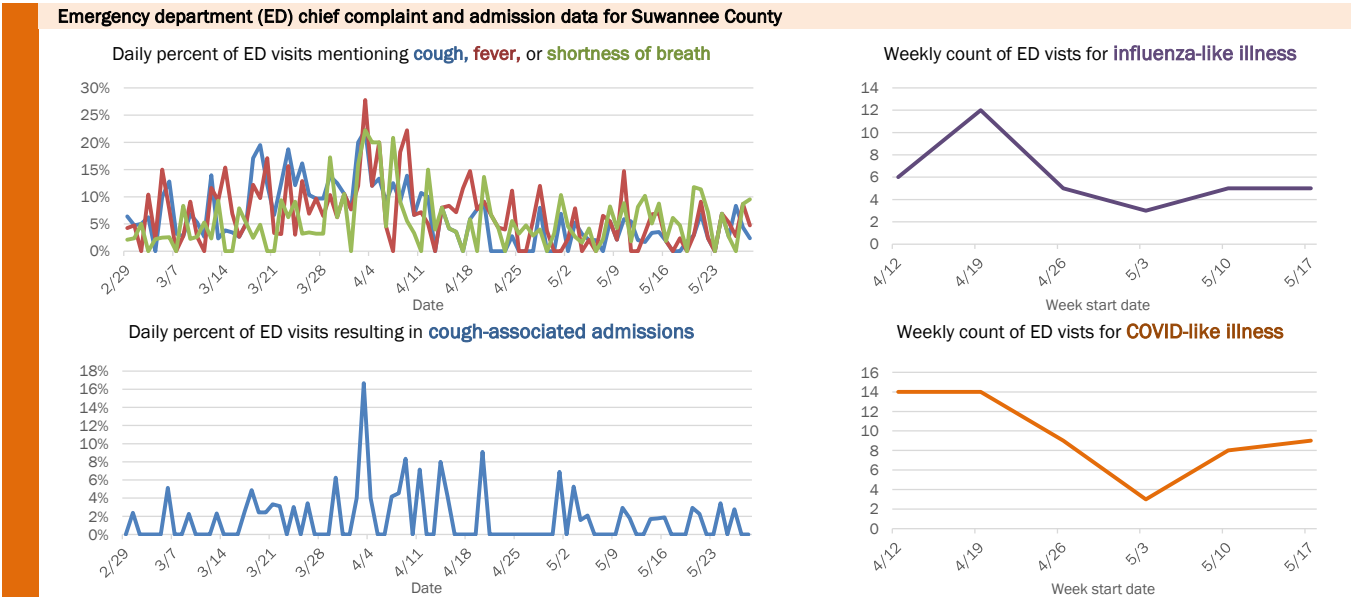
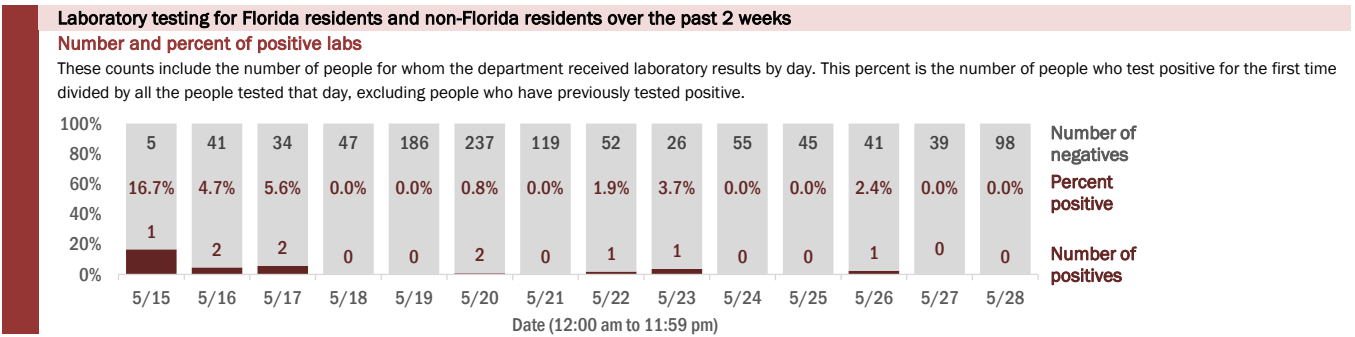
Confirmed cases			Cases confirmed in Florida residents per day													
Total cases	166		1	2	2			2		1	1			1		
Florida residents	161															
Non-Florida residents	5															
Gender for Florida residents																
Men	48															
Women	113															
Unknown	0															
Age for Florida residents																
Range	5 - 102															
Median age	59															
Race, ethnicity																
	Cases		Hospitalizations		Deaths											
White	107	66%	26	68%	15	83%										
Hispanic	10	6%	3	8%	1	6%										
Non-Hispanic	96	60%	23	61%	14	78%										
Unknown ethnicity	1	1%	0	0%	0	0%										
Black	42	26%	10	26%	3	17%										
Hispanic	0	0%	0	0%	0	0%										
Non-Hispanic	41	25%	9	24%	3	17%										
Unknown ethnicity	1	1%	1	3%	0	0%										
Other	4	2%	1	3%	0	0%										
Hispanic	4	2%	1	3%	0	0%										
Non-Hispanic	0	0%	0	0%	0	0%										
Unknown ethnicity	0	0%	0	0%	0	0%										
Unknown race	8	5%	1	3%	0	0%										
Hispanic	0	0%	0	0%	0	0%										
Non-Hispanic	0	0%	0	0%	0	0%										
Unknown ethnicity	8	5%	1	3%	0	0%										
Total	161		38		18											

Outcomes for Florida residents		
Suwannee		
Hospitalizations	38	(24% of all cases)
Deaths	18	(11% of all cases)
Statewide		
Hospitalizations	9,982	(19% of all cases)
Deaths	2,413	(5% of all cases)

Cases in facility staff/residents		
Suwannee		
Long-term care	119	(74% of all cases)
Correctional	1	(1% of all cases)
Statewide		
Long-term care	8,826	(17% of all cases)
Correctional	2,504	(5% of all cases)

Hospitalization counts include anyone who was hospitalized at some point during their illness. It does not reflect the number of people currently hospitalized.

Other race includes any person with a race of American Indian/Alaskan native, Asian, native Hawaiian/Pacific Islander, or other.



The Electronic Surveillance System for the Early Notification of Community-Based Epidemics (ESSENCE-FL) includes chief complaint data from 211 of 212 Florida EDs. Data are transmitted electronically to ESSENCE-FL daily or hourly.

Coronavirus: summary for Taylor County

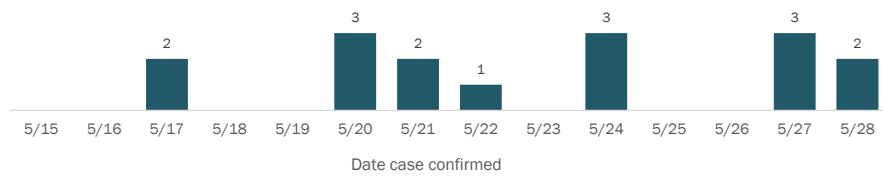
Data for May 29, 2020 (verified at 10 AM)

Data in this report are provisional and subject to change.

Confirmed cases

Total cases	19
Florida residents	19
Non-Florida residents	0
Gender for Florida residents	
Men	9
Women	10
Unknown	0
Age for Florida residents	
Range	20 - 70
Median age	32

Cases confirmed in Florida residents per day



Race, ethnicity	Cases	Hospitalizations	Deaths
White	19 100%	3 100%	0 N/A
Hispanic	1 5%	0 0%	0 N/A
Non-Hispanic	18 95%	3 100%	0 N/A
Unknown ethnicity	0 0%	0 0%	0 N/A
Black	0 0%	0 0%	0 N/A
Hispanic	0 0%	0 0%	0 N/A
Non-Hispanic	0 0%	0 0%	0 N/A
Unknown ethnicity	0 0%	0 0%	0 N/A
Other	0 0%	0 0%	0 N/A
Hispanic	0 0%	0 0%	0 N/A
Non-Hispanic	0 0%	0 0%	0 N/A
Unknown ethnicity	0 0%	0 0%	0 N/A
Unknown race	0 0%	0 0%	0 N/A
Hispanic	0 0%	0 0%	0 N/A
Non-Hispanic	0 0%	0 0%	0 N/A
Unknown ethnicity	0 0%	0 0%	0 N/A
Total	19	3	0

Outcomes for Florida residents

Taylor		
Hospitalizations	3	(16% of all cases)
Deaths	0	(0% of all cases)

Statewide

Hospitalizations	9,982	(19% of all cases)
Deaths	2,413	(5% of all cases)

Cases in facility staff/residents

Taylor		
Long-term care	1	(5% of all cases)
Correctional	0	(0% of all cases)

Statewide

Long-term care	8,826	(17% of all cases)
Correctional	2,504	(5% of all cases)

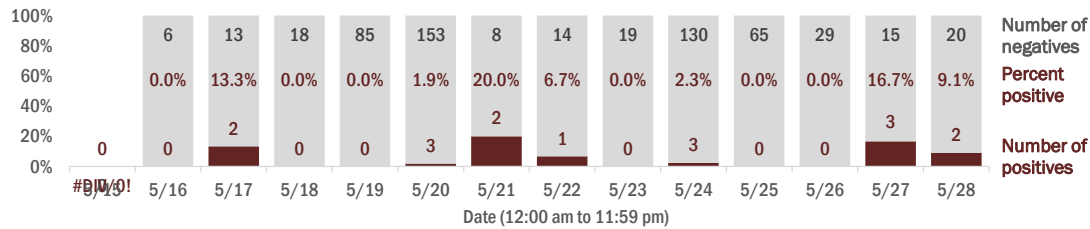
Hospitalization counts include anyone who was hospitalized at some point during their illness. It does not reflect the number of people currently hospitalized.

Other race includes any person with a race of American Indian/Alaskan native, Asian, native Hawaiian/Pacific Islander, or other.

Laboratory testing for Florida residents and non-Florida residents over the past 2 weeks

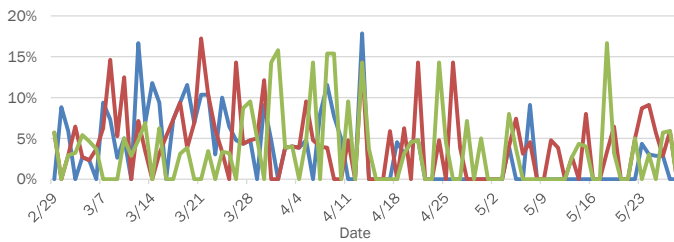
Number and percent of positive labs

These counts include the number of people for whom the department received laboratory results by day. This percent is the number of people who test positive for the first time divided by all the people tested that day, excluding people who have previously tested positive.

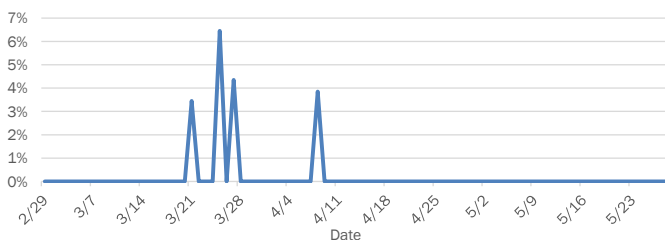


Emergency department (ED) chief complaint and admission data for Taylor County

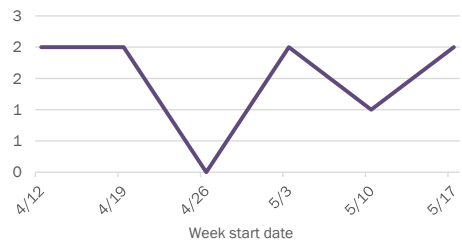
Daily percent of ED visits mentioning cough, fever, or shortness of breath



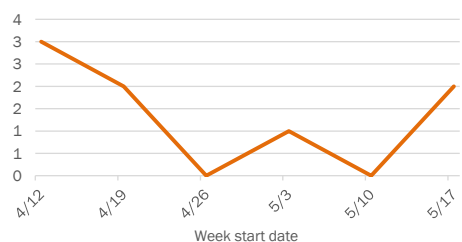
Daily percent of ED visits resulting in cough-associated admissions



Weekly count of ED visits for influenza-like illness



Weekly count of ED visits for COVID-like illness



The Electronic Surveillance System for the Early Notification of Community-Based Epidemics (ESSENCE-FL) includes chief complaint data from 211 of 212 Florida EDs. Data are transmitted electronically to ESSENCE-FL daily or hourly.

Coronavirus: summary for Union County

Data for May 29, 2020 (verified at 10 AM)

Data in this report are provisional and subject to change.

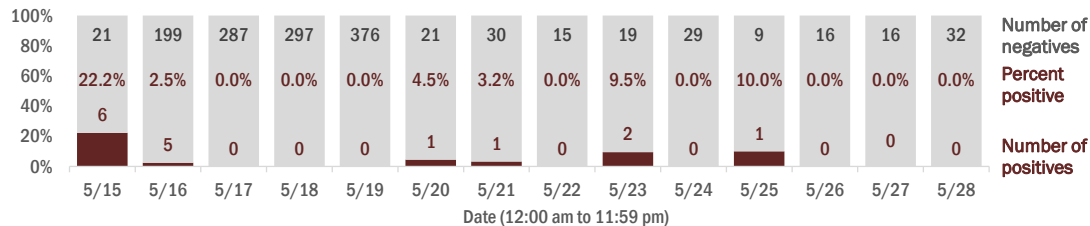
Confirmed cases				Cases confirmed in Florida residents per day																
Total cases	31																			
Florida residents	31																			
Non-Florida residents	0																			
Gender for Florida residents																				
Men	26																			
Women	5																			
Unknown	0																			
Age for Florida residents																				
Range	25 - 76																			
Median age	59																			
Race, ethnicity		Cases		Hospitalizations		Deaths									Outcomes for Florida residents					
White	17	55%	2	50%	0	0%								Union						
Hispanic	0	0%	0	0%	0	0%								Hospitalizations	4	(13% of all cases)				
Non-Hispanic	17	55%	2	50%	0	0%								Deaths	1	(3% of all cases)				
Unknown ethnicity	0	0%	0	0%	0	0%								Statewide						
Black	11	35%	2	50%	1	100%								Hospitalizations	9,982	(19% of all cases)				
Hispanic	0	0%	0	0%	0	0%								Deaths	2,413	(5% of all cases)				
Non-Hispanic	11	35%	2	50%	1	100%								Cases in facility staff/residents						
Unknown ethnicity	0	0%	0	0%	0	0%								Union						
Other	2	6%	0	0%	0	0%								Long-term care	0	(0% of all cases)				
Hispanic	0	0%	0	0%	0	0%								Correctional	23	(74% of all cases)				
Non-Hispanic	2	6%	0	0%	0	0%								Statewide						
Unknown ethnicity	0	0%	0	0%	0	0%								Long-term care	8,826	(17% of all cases)				
Unknown race	1	3%	0	0%	0	0%								Correctional	2,504	(5% of all cases)				
Hispanic	0	0%	0	0%	0	0%														
Non-Hispanic	0	0%	0	0%	0	0%														
Unknown ethnicity	1	3%	0	0%	0	0%														
Total	31		4		1															

Hospitalization counts include anyone who was hospitalized at some point during their illness. It does not reflect the number of people currently hospitalized.
Other race includes any person with a race of American Indian/Alaskan native, Asian, native Hawaiian/Pacific Islander, or other.

Laboratory testing for Florida residents and non-Florida residents over the past 2 weeks

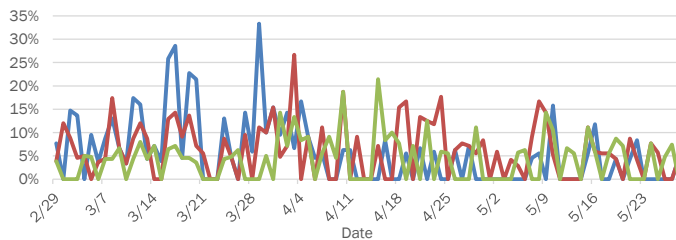
Number and percent of positive labs

These counts include the number of people for whom the department received laboratory results by day. This percent is the number of people who test positive for the first time divided by all the people tested that day, excluding people who have previously tested positive.

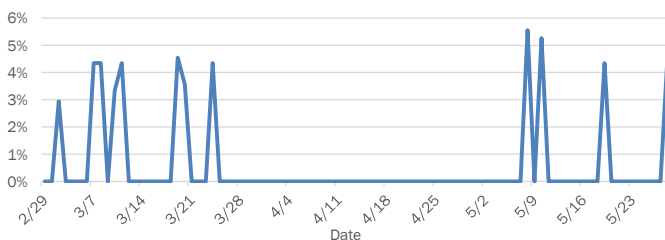


Emergency department (ED) chief complaint and admission data for Union County

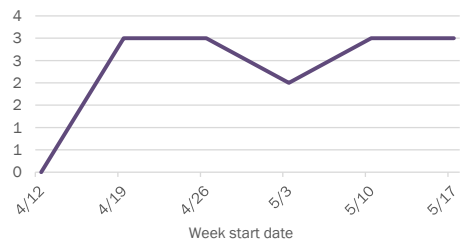
Daily percent of ED visits mentioning cough, fever, or shortness of breath



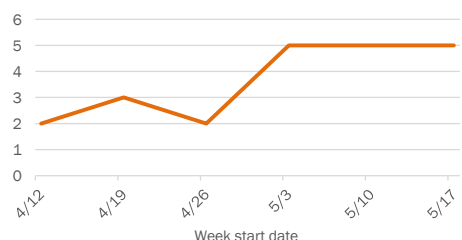
Daily percent of ED visits resulting in cough-associated admissions



Weekly count of ED visits for influenza-like illness



Weekly count of ED visits for COVID-like illness



The Electronic Surveillance System for the Early Notification of Community-Based Epidemics (ESSENCE-FL) includes chief complaint data from 211 of 212 Florida EDs. Data are transmitted electronically to ESSENCE-FL daily or hourly.

Coronavirus: summary for Volusia County

Data for May 29, 2020 (verified at 10 AM)

Data in this report are provisional and subject to change.

Confirmed cases		Cases confirmed in Florida residents per day													
Total cases	725														
Florida residents	711														
Non-Florida residents	14														
Gender for Florida residents															
Men	388														
Women	321														
Unknown	2														
Age for Florida residents															
Range	0 - 102														
Median age	53														
		Date case confirmed													
		5/15	5/16	5/17	5/18	5/19	5/20	5/21	5/22	5/23	5/24	5/25	5/26	5/27	5/28
		4	3	6	12	9	11	4	20	8	8	5	6	25	16

Race, ethnicity	Cases	Hospitalizations	Deaths
White	410	95	32
Hispanic	60	8	1
Non-Hispanic	335	85	31
Unknown ethnicity	15	2	0
Black	162	24	3
Hispanic	6	1	0
Non-Hispanic	152	23	3
Unknown ethnicity	4	0	0
Other	122	22	2
Hispanic	36	5	0
Non-Hispanic	72	16	2
Unknown ethnicity	14	1	0
Unknown race	17	1	0
Hispanic	0	0	0
Non-Hispanic	2	0	0
Unknown ethnicity	15	1	0
Total	711	142	37

Outcomes for Florida residents	
Volusia	
Hospitalizations	142 (20% of all cases)
Deaths	37 (5% of all cases)
Statewide	
Hospitalizations	9,982 (19% of all cases)
Deaths	2,413 (5% of all cases)

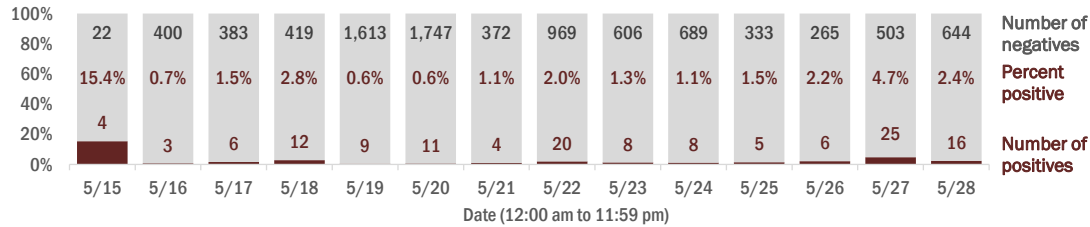
Cases in facility staff/residents	
Volusia	
Long-term care	88 (12% of all cases)
Correctional	161 (23% of all cases)
Statewide	
Long-term care	8,826 (17% of all cases)
Correctional	2,504 (5% of all cases)

Hospitalization counts include anyone who was hospitalized at some point during their illness. It does not reflect the number of people currently hospitalized.
Other race includes any person with a race of American Indian/Alaskan native, Asian, native Hawaiian/Pacific Islander, or other.

Laboratory testing for Florida residents and non-Florida residents over the past 2 weeks

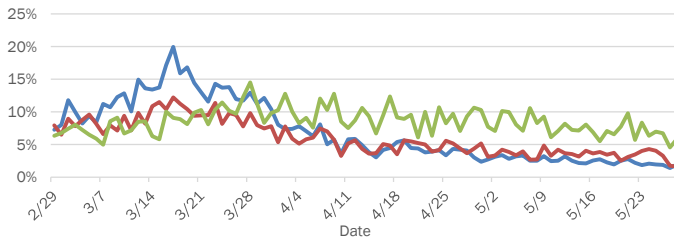
Number and percent of positive labs

These counts include the number of people for whom the department received laboratory results by day. This percent is the number of people who test positive for the first time divided by all the people tested that day, excluding people who have previously tested positive.

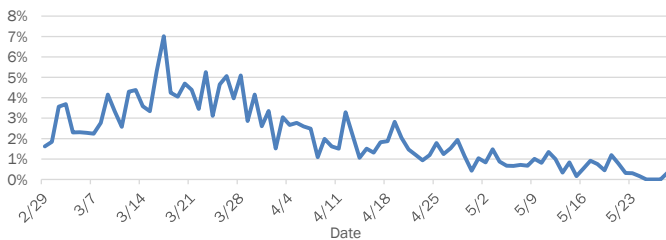


Emergency department (ED) chief complaint and admission data for Volusia County

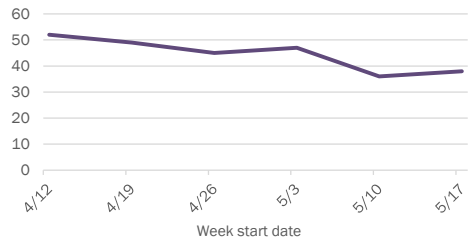
Daily percent of ED visits mentioning cough, fever, or shortness of breath



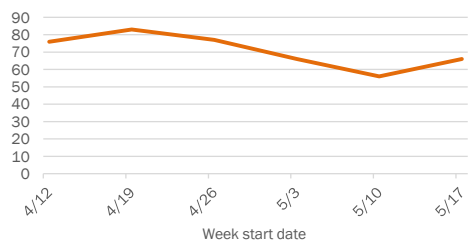
Daily percent of ED visits resulting in cough-associated admissions



Weekly count of ED visits for influenza-like illness



Weekly count of ED visits for COVID-like illness



The Electronic Surveillance System for the Early Notification of Community-Based Epidemics (ESSENCE-FL) includes chief complaint data from 211 of 212 Florida EDs. Data are transmitted electronically to ESSENCE-FL daily or hourly.

Coronavirus: summary for Wakulla County

Data for May 29, 2020 (verified at 10 AM)

Data in this report are provisional and subject to change.

Confirmed cases				Cases confirmed in Florida residents per day																	
Total cases	33																				
Florida residents	31																				
Non-Florida residents	2																				
Gender for Florida residents																					
Men	9																				
Women	22																				
Unknown	0																				
Age for Florida residents																					
Range	18 - 86																				
Median age	46																				
Race, ethnicity		Cases		Hospitalizations		Deaths															
White	15	48%	2	40%	1	100%															
Hispanic	0	0%	0	0%	0	0%															
Non-Hispanic	15	48%	2	40%	1	100%															
Unknown ethnicity	0	0%	0	0%	0	0%															
Black	13	42%	2	40%	0	0%															
Hispanic	0	0%	0	0%	0	0%															
Non-Hispanic	13	42%	2	40%	0	0%															
Unknown ethnicity	0	0%	0	0%	0	0%															
Other	3	10%	1	20%	0	0%															
Hispanic	0	0%	0	0%	0	0%															
Non-Hispanic	3	10%	1	20%	0	0%															
Unknown ethnicity	0	0%	0	0%	0	0%															
Unknown race	0	0%	0	0%	0	0%															
Hispanic	0	0%	0	0%	0	0%															
Non-Hispanic	0	0%	0	0%	0	0%															
Unknown ethnicity	0	0%	0	0%	0	0%															
Total	31		5		1																

Outcomes for Florida residents	
Wakulla	
Hospitalizations	5 (16% of all cases)
Deaths	1 (3% of all cases)
Statewide	
Hospitalizations	9,982 (19% of all cases)
Deaths	2,413 (5% of all cases)

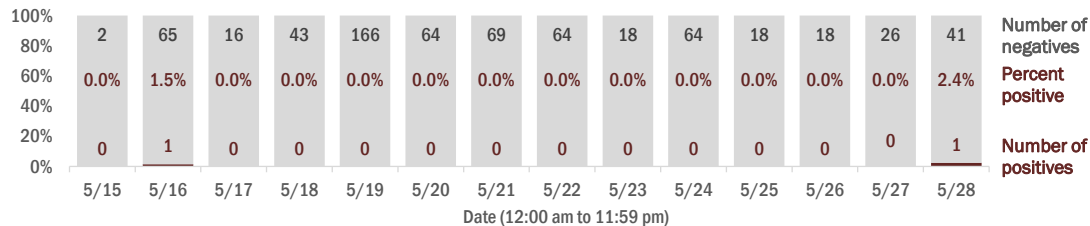
Cases in facility staff/residents	
Wakulla	
Long-term care	12 (39% of all cases)
Correctional	4 (13% of all cases)
Statewide	
Long-term care	8,826 (17% of all cases)
Correctional	2,504 (5% of all cases)

Hospitalization counts include anyone who was hospitalized at some point during their illness. It does not reflect the number of people currently hospitalized.
Other race includes any person with a race of American Indian/Alaskan native, Asian, native Hawaiian/Pacific Islander, or other.

Laboratory testing for Florida residents and non-Florida residents over the past 2 weeks

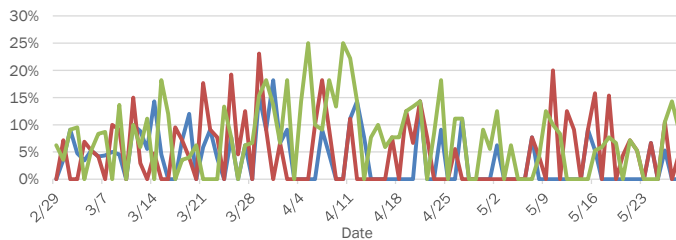
Number and percent of positive labs

These counts include the number of people for whom the department received laboratory results by day. This percent is the number of people who test positive for the first time divided by all the people tested that day, excluding people who have previously tested positive.

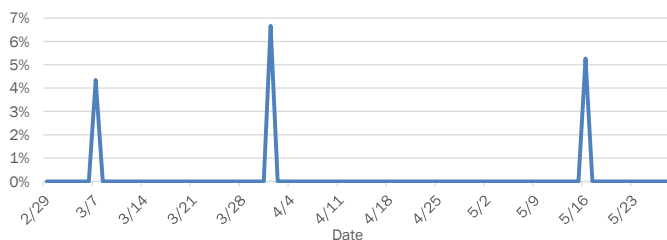


Emergency department (ED) chief complaint and admission data for Wakulla County

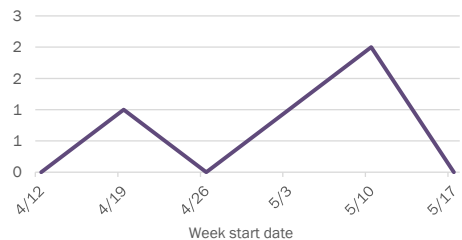
Daily percent of ED visits mentioning cough, fever, or shortness of breath



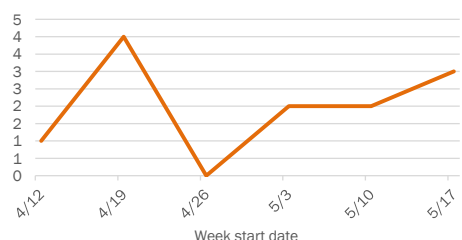
Daily percent of ED visits resulting in cough-associated admissions



Weekly count of ED visits for influenza-like illness



Weekly count of ED visits for COVID-like illness



The Electronic Surveillance System for the Early Notification of Community-Based Epidemics (ESSENCE-FL) includes chief complaint data from 211 of 212 Florida EDs. Data are transmitted electronically to ESSENCE-FL daily or hourly.

Coronavirus: summary for Walton County

Data for May 29, 2020 (verified at 10 AM)

Data in this report are provisional and subject to change.

Confirmed cases

Total cases 114

Florida residents 99

Non-Florida residents 15

Gender for Florida residents

Men 40

Women 59

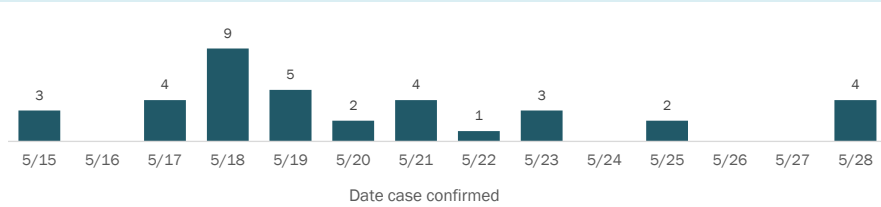
Unknown 0

Age for Florida residents

Range 1 - 101

Median age 57

Cases confirmed in Florida residents per day



Race, ethnicity	Cases	Hospitalizations	Deaths
White	90	13	9
Hispanic	8	0	0
Non-Hispanic	81	12	9
Unknown ethnicity	1	1	0
Black	7	2	0
Hispanic	0	0	0
Non-Hispanic	6	2	0
Unknown ethnicity	1	0	0
Other	0	0	0
Hispanic	0	0	0
Non-Hispanic	0	0	0
Unknown ethnicity	0	0	0
Unknown race	2	0	0
Hispanic	1	0	0
Non-Hispanic	0	0	0
Unknown ethnicity	1	0	0
Total	99	15	9

Outcomes for Florida residents

Walton	Statewide
Hospitalizations 15 (15% of all cases)	Hospitalizations 9,982 (19% of all cases)
Deaths 9 (9% of all cases)	Deaths 2,413 (5% of all cases)

Cases in facility staff/residents

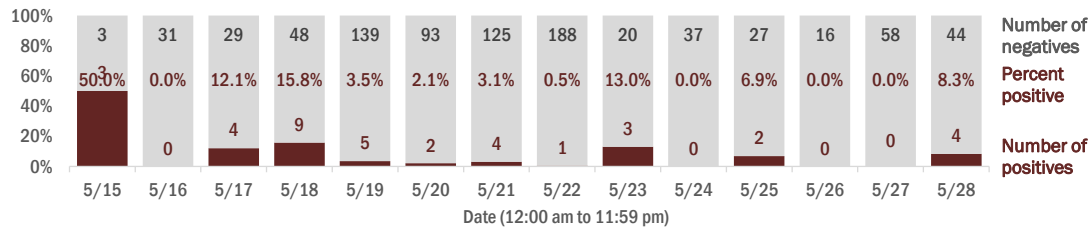
Walton	Statewide
Long-term care 53 (54% of all cases)	Long-term care 8,826 (17% of all cases)
Correctional 1 (1% of all cases)	Correctional 2,504 (5% of all cases)

Hospitalization counts include anyone who was hospitalized at some point during their illness. It does not reflect the number of people currently hospitalized.
Other race includes any person with a race of American Indian/Alaskan native, Asian, native Hawaiian/Pacific Islander, or other.

Laboratory testing for Florida residents and non-Florida residents over the past 2 weeks

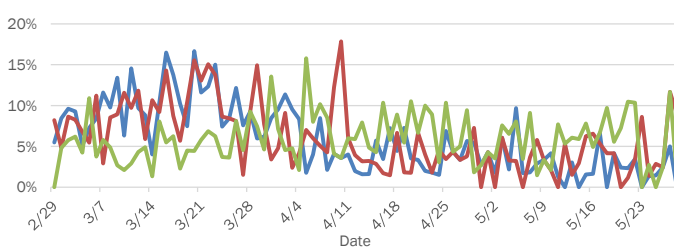
Number and percent of positive labs

These counts include the number of people for whom the department received laboratory results by day. This percent is the number of people who test positive for the first time divided by all the people tested that day, excluding people who have previously tested positive.

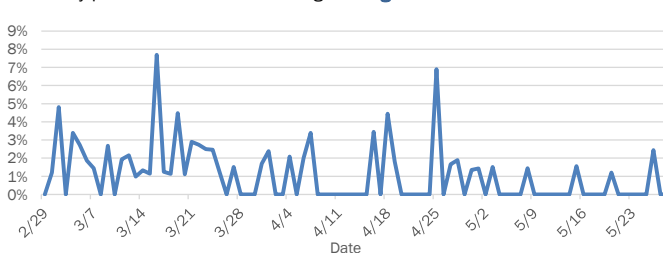


Emergency department (ED) chief complaint and admission data for Walton County

Daily percent of ED visits mentioning cough, fever, or shortness of breath



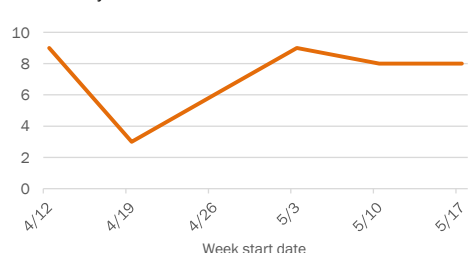
Daily percent of ED visits resulting in cough-associated admissions



Weekly count of ED visits for influenza-like illness



Weekly count of ED visits for COVID-like illness



The Electronic Surveillance System for the Early Notification of Community-Based Epidemics (ESSENCE-FL) includes chief complaint data from 211 of 212 Florida EDs. Data are transmitted electronically to ESSENCE-FL daily or hourly.

Coronavirus: summary for Washington County

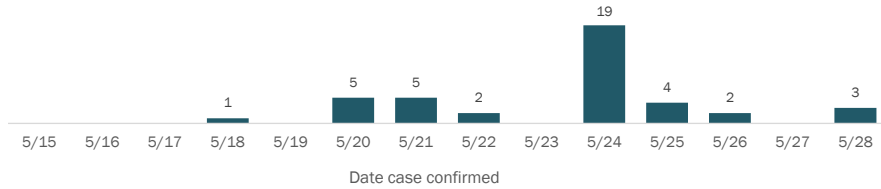
Data for May 29, 2020 (verified at 10 AM)

Data in this report are provisional and subject to change.

Confirmed cases

Total cases	54
Florida residents	54
Non-Florida residents	0
Gender for Florida residents	
Men	27
Women	25
Unknown	2
Age for Florida residents	
Range	16 - 99
Median age	68

Cases confirmed in Florida residents per day



Race, ethnicity	Cases	Hospitalizations	Deaths
White	21 (39%)	3 (33%)	2 (50%)
Hispanic	0 (0%)	0 (0%)	0 (0%)
Non-Hispanic	20 (37%)	2 (22%)	2 (50%)
Unknown ethnicity	1 (2%)	1 (11%)	0 (0%)
Black	2 (4%)	1 (11%)	1 (25%)
Hispanic	0 (0%)	0 (0%)	0 (0%)
Non-Hispanic	2 (4%)	1 (11%)	1 (25%)
Unknown ethnicity	0 (0%)	0 (0%)	0 (0%)
Other	0 (0%)	0 (0%)	0 (0%)
Hispanic	0 (0%)	0 (0%)	0 (0%)
Non-Hispanic	0 (0%)	0 (0%)	0 (0%)
Unknown ethnicity	0 (0%)	0 (0%)	0 (0%)
Unknown race	31 (57%)	5 (56%)	1 (25%)
Hispanic	0 (0%)	0 (0%)	0 (0%)
Non-Hispanic	0 (0%)	0 (0%)	0 (0%)
Unknown ethnicity	31 (57%)	5 (56%)	1 (25%)
Total	54	9	4

Outcomes for Florida residents

Washington		
Hospitalizations	9	(17% of all cases)
Deaths	4	(7% of all cases)

Statewide		
Hospitalizations	9,982	(19% of all cases)
Deaths	2,413	(5% of all cases)

Cases in facility staff/residents

Washington		
Long-term care	35	(65% of all cases)
Correctional	0	(0% of all cases)

Statewide		
Long-term care	8,826	(17% of all cases)
Correctional	2,504	(5% of all cases)

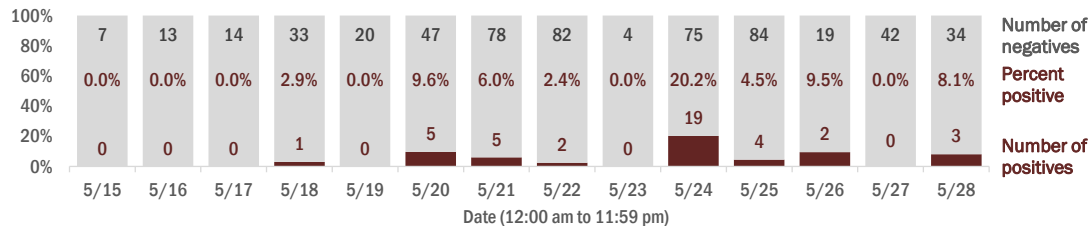
Hospitalization counts include anyone who was hospitalized at some point during their illness. It does not reflect the number of people currently hospitalized.

Other race includes any person with a race of American Indian/Alaskan native, Asian, native Hawaiian/Pacific Islander, or other.

Laboratory testing for Florida residents and non-Florida residents over the past 2 weeks

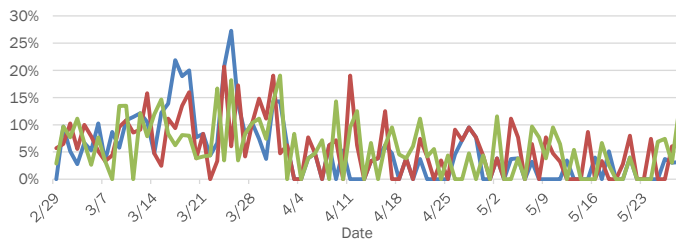
Number and percent of positive labs

These counts include the number of people for whom the department received laboratory results by day. This percent is the number of people who test positive for the first time divided by all the people tested that day, excluding people who have previously tested positive.

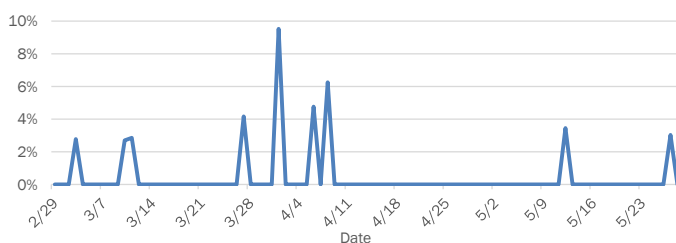


Emergency department (ED) chief complaint and admission data for Washington County

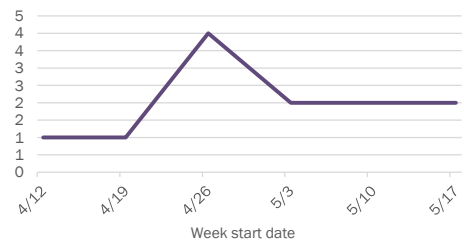
Daily percent of ED visits mentioning cough, fever, or shortness of breath



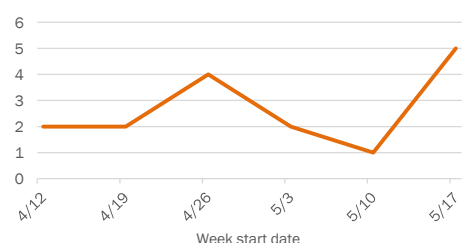
Daily percent of ED visits resulting in cough-associated admissions



Weekly count of ED visits for influenza-like illness



Weekly count of ED visits for COVID-like illness



The Electronic Surveillance System for the Early Notification of Community-Based Epidemics (ESSENCE-FL) includes chief complaint data from 211 of 212 Florida EDs. Data are transmitted electronically to ESSENCE-FL daily or hourly.