


STORM PREPAREDNESS

State Assistance Information Line 1-800-342-3557 • FloridaDisaster.org

SAFE WATER

For drinking, cooking, washing wounds, and brushing teeth, use bottled water, boiled water, or disinfected water.

 7-8 drops (about 1/8 tsp.) bleach per gallon of water.

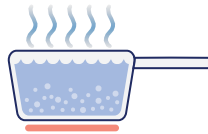
DISINFECTING

1. Add 8 drops of plain unscented house hold bleach (4-6% strength) or 7 drops of high strength bleach (8.25% strength) per gallon of water.
2. Mix and let stand for 30 minutes.
3. If the water is cloudy after 30 minutes, repeat once.



BOIL WATER NOTICES

Boil for at least 1 minute to kill bacteria.



FLOOD WATER or DIRTY WATER

Never allow children to play in flood water.

Never drive through flooded areas. Turn around, don't drown!

Soak dirty toys in clean, disinfected water, or dispose.



WASH YOUR HANDS OFTEN

Use soap and safe water.

Wash hands for 20 seconds before eating, after using the bathroom and when cleaning and handling things exposed to floodwater or sewage.

Keep open cuts or sores clean.

With clean hands, apply antibiotic ointment. If redness, swelling, or drainage develops, see a medical professional.



FOOD

Keep refrigerator and freezer doors closed to maintain the cold temperature.


FREEZERS: Food is safe in a full freezer for about 48 hours and in a half-full freezer for about 24 hours, if the door remains closed. Food is safe if it has ice crystals or if it's at 40° F or below. To avoid leaks, empty the ice out of your freezer before it melts.

REFRIGERATORS: Food in an unopened refrigerator is safe for about 4 hours. After that time, throw out perishable food: meat, poultry, fish, soft cheeses, milk, eggs, leftovers, and deli items.

Don't eat from bulged or opened cans.

Clean unopened cans exposed to flood water: remove labels, and using clean or disinfected water, soak the cans for at least 30 minutes. Assume that all home-canned foods are unsafe.

Never taste food to determine if it's safe.



CARBON MONOXIDE (CO) POISONING

CO is an invisible, odorless, and tasteless gas. It can cause tiredness, weakness, chest pains, shortness of breath, upset stomach, vomiting, headaches, confusion, impaired vision, loss of consciousness, and death.



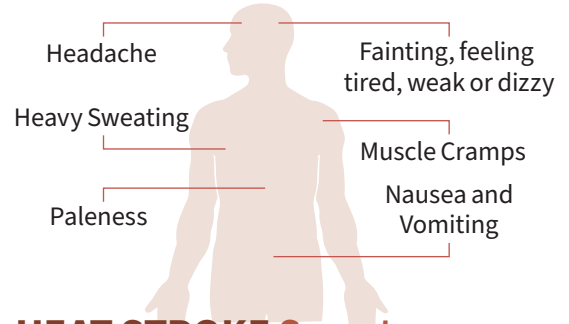
Prevent CO poisoning:

NEVER use gas-powered generators inside. Keep portable generators or gasoline engines at least 20 feet away from open windows, doors, window air conditioners, or exhaust vents.



NEVER burn charcoal inside or leave any gas-powered engine running in any enclosed or partially enclosed space. Install & maintain battery-powered or plug-in CO alarms (with battery backup) in your home.

HEAT EXHAUSTION WARNING SIGNS



HEAT STROKE Symptoms:

Confusion, altered mental status, slurred speech, loss of consciousness, hot, dry skin, profuse sweating, seizures, and very high body temperature. Heat stroke can be fatal if left untreated.



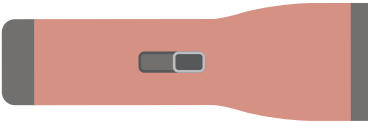
Keep cool.

Drink cool, nonalcoholic and caffeine-free beverages; take a cool shower or bath; wear lightweight clothing; and rest in a cool area.



Suspect CO poisoning?

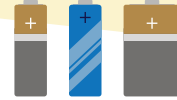
Open doors and windows, turn off gas appliances, go outside, and call 911 or the Poison Information Center at 1-800-222-1222.



AVOID FIRE RISKS

Use battery-powered lanterns and flashlights.

If you use candles, put them in a safe place away from curtains, paper, wood, or other flammable items.



STANDING WATER BREEDS MOSQUITOES

Cover your skin.

Wear shoes, socks, long pants, and long sleeves. Mosquito spray is not safe for children under 2 months old, use mosquito netting to protect them. Fix broken screens on windows, doors, porches, and patios.



Drain standing storm water.

Drain water from garbage cans, house gutters, buckets, pool covers, coolers, toys, flower pots, or any other containers where water has collected.



SPRAY BARE SKIN AND CLOTHING WITH REPELLENT.

Use spray with DEET, picaridin, oil of lemon eucalyptus, or IR3535. Follow label instructions carefully.



Dispose of storm debris as soon as possible.

Check your swimming pool's chemistry and adjust accordingly.

Empty plastic swimming pools.

