

COVID-19: vaccine summary

Vaccination data through May 31, 2021 as of Jun 1, 2021 at 12:05 AM

Data in this report are provisional and subject to change.

Data in this summary pertain to COVID-19 vaccines approved by the U.S. Food and Drug Administration and have been issued an Emergency Use Authorization (Janssen COVID-19 Vaccine, Moderna COVID-19 Vaccine and Pfizer-BioNTech COVID-19 Vaccine). These data summarize the number of people who have received either their first dose or have completed the series for a COVID-19 vaccine. **A person can only be counted in one category, first dose or series complete.** For persons receiving Moderna or Pfizer vaccines, once they receive their second dose, they are moved from the first dose column to the series completed column. **Because of this, the total first dose category may show a change from report to report not matching the total receiving their first dose from the previous day.** Persons receiving Johnson & Johnson vaccines will always be counted in the series completed column.

COVID-19 doses for vaccinated persons in Florida

Doses 17,856,173

People receiving one dose of a 1-dose series (Johnson & Johnson) or receiving only one dose of a 2-dose series (Moderna, Pfizer) count once. Persons receiving both doses of a 2-dose series count twice.

Current status of persons vaccinated for COVID-19 in Florida

Total people vaccinated 10,344,328

First dose 2,021,427

Series completed 8,322,901

Completed 1-dose series 811,056

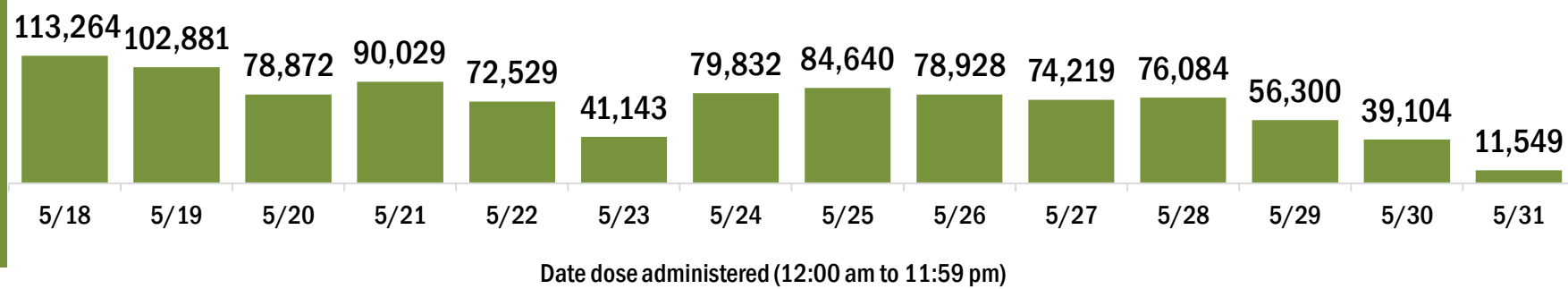
Completed 2-dose series 7,511,845

First dose: current number of people who have only received their first dose of the Moderna or Pfizer vaccine.

Series complete: current number of people who have received both Moderna or Pfizer vaccine doses or one Johnson & Johnson dose and are considered fully immunized.

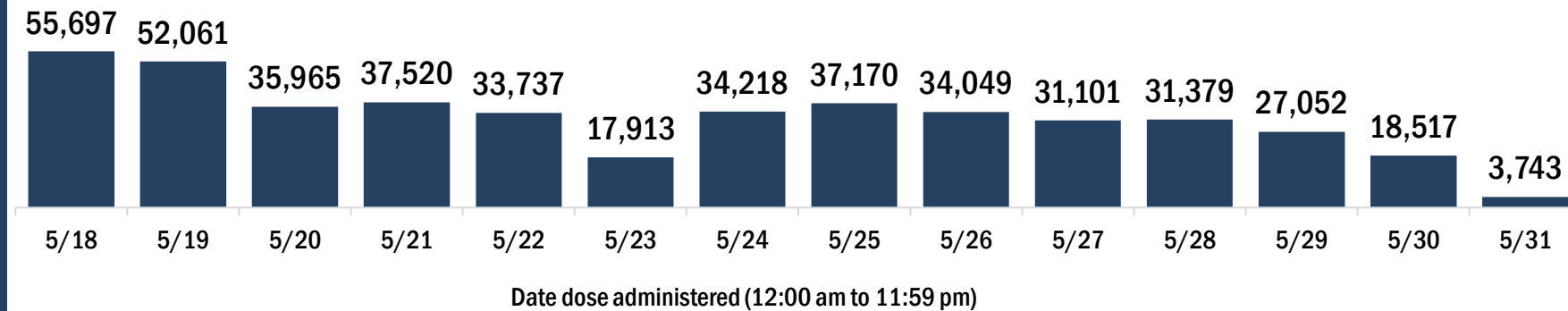
Demographic summary	First dose	Series complete	Total people vaccinated
Age group	2,021,427	8,322,901	10,344,328
12-14 years	87,679	0	87,679
15-24 years	256,527	509,004	765,531
25-34 years	247,740	726,628	974,368
35-44 years	272,197	932,681	1,204,878
45-54 years	291,520	1,198,578	1,490,098
55-64 years	320,322	1,662,248	1,982,570
65-74 years	299,228	1,881,225	2,180,453
75-84 years	173,325	1,061,455	1,234,780
85+ years	72,889	351,082	423,971
Race	2,021,427	8,322,901	10,344,328
White	1,222,959	5,573,917	6,796,876
Black	176,030	572,490	748,520
American Indian/Alaskan	11,190	29,842	41,032
Other	266,334	914,256	1,180,590
Unknown	344,914	1,232,396	1,577,310
Other race includes Asian, native Hawaiian/Pacific Islander, or other.			
Ethnicity	2,021,427	8,322,901	10,344,328
Hispanic	498,035	1,375,589	1,873,624
Non-Hispanic	827,959	4,256,927	5,084,886
Unknown	695,433	2,690,385	3,385,818
Gender	2,021,427	8,322,901	10,344,328
Female	1,065,668	4,550,874	5,616,542
Male	945,494	3,759,493	4,704,987
Unknown	10,265	12,534	22,799

COVID-19 doses administered for the past 2 weeks

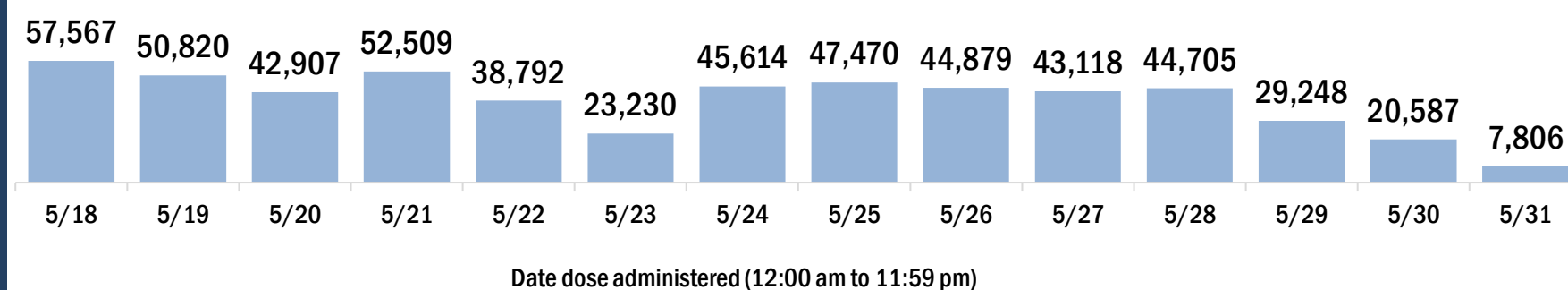


Persons vaccinated for COVID-19 for the past 2 weeks

Number of persons who received their first dose of a two-dose series of the COVID-19 vaccine



Number of persons who completed the COVID-19 vaccine series



COVID-19: vaccine summary

Vaccination data through May 31, 2021 as of Jun 1, 2021 at 12:05 AM

Data in this report are provisional and subject to change.

This table summarizes the number of people who have received either their first dose or have completed the series for a COVID-19 vaccine. A person can only be counted in one category, first dose or series complete. Persons receiving Johnson & Johnson vaccines will always be counted in the series completed column (see previous page for additional information).

County of residence	Yesterday (May 31)			Cumulative		
	First dose	Series complete	Total people vaccinated	First dose	Series complete	Total people vaccinated
Alachua	18	26	44	17,834	112,288	130,122
Baker	1	1	2	1,533	4,933	6,466
Bay	15	27	42	9,509	48,081	57,590
Bradford	0	3	3	3,071	6,452	9,523
Brevard	48	122	170	44,127	232,751	276,878
Broward	507	902	1,409	220,820	779,883	1,000,703
Calhoun	0	0	0	480	3,108	3,588
Charlotte	11	30	41	22,962	86,812	109,774
Citrus	18	27	45	9,511	56,311	65,822
Clay	17	30	47	12,019	60,300	72,319
Collier	61	91	152	34,366	177,065	211,431
Columbia	2	1	3	2,526	15,746	18,272
Dade	1,063	2,459	3,522	359,734	1,196,411	1,556,145
Desoto	2	12	14	3,303	10,452	13,755
Dixie	0	4	4	951	3,227	4,178
Duval	139	266	405	64,392	306,184	370,576
Escambia	19	35	54	18,981	90,105	109,086
Flagler	9	12	21	8,640	49,136	57,776
Franklin	1	2	3	498	3,893	4,391
Gadsden	4	10	14	2,745	15,742	18,487
Gilchrist	1	1	2	644	3,952	4,596
Glades	1	5	6	624	4,137	4,761
Gulf	0	0	0	752	3,994	4,746
Hamilton	0	0	0	400	2,983	3,383
Hardee	15	19	34	1,702	5,839	7,541
Hendry	20	16	36	2,379	10,385	12,764
Hernando	15	29	44	13,083	64,163	77,246
Highlands	13	31	44	11,616	34,575	46,191
Hillsborough	270	549	819	146,991	483,821	630,812
Holmes	0	1	1	541	3,571	4,112
Indian River	0	16	16	19,107	69,815	88,922
Jackson	3	7	10	2,187	11,941	14,128
Jefferson	0	3	3	655	4,916	5,571
Lafayette	2	1	3	372	2,088	2,460
Lake	29	44	73	27,419	149,039	176,458
Lee	94	163	257	61,625	304,610	366,235
Leon	22	47	69	20,032	104,713	124,745
Levy	2	6	8	1,895	11,413	13,308
Liberty	0	0	0	331	1,832	2,163
Madison	0	2	2	969	4,957	5,926
Manatee	18	26	44	33,048	155,502	188,550
Marion	32	69	101	23,221	131,598	154,819
Martin	7	17	24	14,190	67,615	81,805
Monroe	2	5	7	9,197	33,734	42,931
Nassau	3	21	24	3,943	32,510	36,453
Okaloosa	10	23	33	11,145	57,731	68,876
Okeechobee	8	1	9	1,862	10,777	12,639
Orange	306	674	980	124,162	520,363	644,525
Osceola	171	347	518	37,138	138,562	175,700
Out-Of-State	117	174	291	90,160	162,347	252,507
Palm Beach	193	325	518	138,335	607,963	746,298
Pasco	41	111	152	43,569	194,993	238,562
Pinellas	115	219	334	70,860	404,224	475,084
Polk	70	205	275	58,282	220,172	278,454
Putnam	3	22	25	4,965	16,830	21,795
Santa Rosa	13	23	36	11,453	51,611	63,064
Sarasota	25	74	99	48,098	210,649	258,747
Seminole	32	78	110	34,265	188,876	223,141
St. Johns	25	30	55	15,968	121,498	137,466
St. Lucie	47	101	148	30,297	113,273	143,570
Sumter	3	14	17	9,528	77,622	87,150
Suwannee	1	2	3	1,712	9,253	10,965
Taylor	4	8	12	1,275	4,964	6,239
Union	0	1	1	662	2,894	3,556
Unknown	23	102	125	3,557	8,964	12,521
Volusia	45	119	164	40,635	200,005	240,640
Wakulla	2	2	4	2,582	9,024	11,606
Walton	5	10	15	5,113	22,310	27,423
Washington	0	3	3	879	5,413	6,292
Total	3,743	7,806	11,549	2,021,427	8,322,901	10,344,328