

COVID-19: vaccine summary

Vaccination data through May 26, 2021 as of May 27, 2021 at 12:05 AM

Data in this report are provisional and subject to change.

Data in this summary pertain to COVID-19 vaccines approved by the U.S. Food and Drug Administration and have been issued an Emergency Use Authorization (Janssen COVID-19 Vaccine, Moderna COVID-19 Vaccine and Pfizer-BioNTech COVID-19 Vaccine). These data summarize the number of people who have received either their first dose or have completed the series for a COVID-19 vaccine. **A person can only be counted in one category, first dose or series complete.** For persons receiving Moderna or Pfizer vaccines, once they receive their second dose, they are moved from the first dose column to the series completed column. **Because of this, the total first dose category may show a change from report to report not matching the total receiving their first dose from the previous day.** Persons receiving Johnson & Johnson vaccines will always be counted in the series completed column.

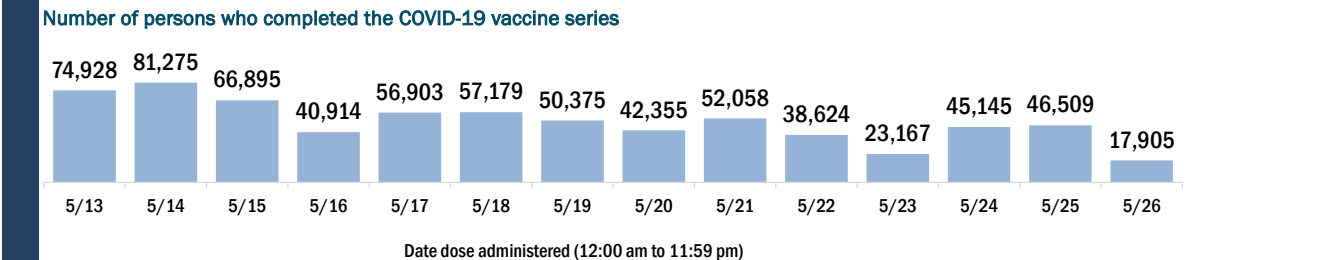
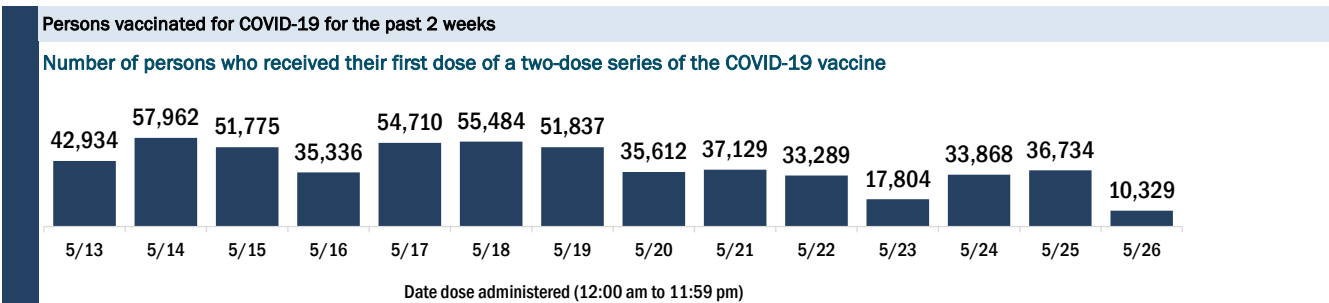
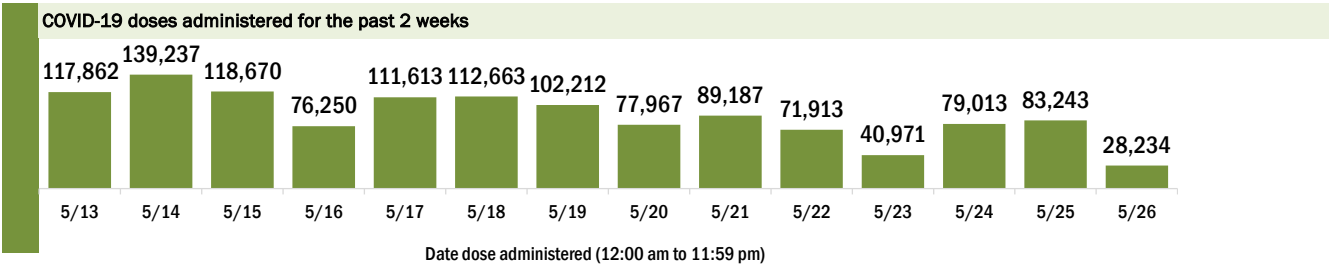
COVID-19 doses for vaccinated persons in Florida	
Doses	17,531,584

People receiving one dose of a 1-dose series (Johnson & Johnson) or receiving only one dose of a 2-dose series (Moderna, Pfizer) count once. Persons receiving both doses of a 2-dose series count twice.

Current status of persons vaccinated for COVID-19 in Florida	
Total people vaccinated	10,169,597
First dose	2,030,579
Series completed	8,139,018
Completed 1-dose series	777,031
Completed 2-dose series	7,361,987

First dose: current number of people who have only received their first dose of the Moderna or Pfizer vaccine.
Series complete: current number of people who have received both Moderna or Pfizer vaccine doses or one Johnson & Johnson dose and are considered fully immunized.

Demographic summary	First dose	Series complete	Total people vaccinated
Age group	2,030,579	8,139,018	10,169,597
12-14 years	73,241	0	73,241
15-24 years	251,936	481,162	733,098
25-34 years	250,996	693,593	944,589
35-44 years	276,332	896,790	1,173,122
45-54 years	297,240	1,164,080	1,461,320
55-64 years	328,730	1,631,117	1,959,847
65-74 years	303,021	1,867,929	2,170,950
75-84 years	175,494	1,055,274	1,230,768
85+ years	73,589	349,073	422,662
Race	2,030,579	8,139,018	10,169,597
White	1,224,872	5,476,306	6,701,178
Black	173,759	557,621	731,380
American Indian/Alaskan	10,909	28,762	39,671
Other	261,544	886,273	1,147,817
Unknown	359,495	1,190,056	1,549,551
Other race includes Asian, native Hawaiian/Pacific Islander, or other.			
Ethnicity	2,030,579	8,139,018	10,169,597
Hispanic	484,858	1,325,972	1,810,830
Non-Hispanic	829,661	4,195,515	5,025,176
Unknown	716,060	2,617,531	3,333,591
Gender	2,030,579	8,139,018	10,169,597
Female	1,068,216	4,459,390	5,527,606
Male	951,782	3,667,558	4,619,340
Unknown	10,581	12,070	22,651



COVID-19: vaccine summary

Vaccination data through May 26, 2021 as of May 27, 2021 at 12:05 AM

Data in this report are provisional and subject to change.

This table summarizes the number of people who have received either their first dose or have completed the series for a COVID-19 vaccine. A person can only be counted in one category, first dose or series complete. Persons receiving Johnson & Johnson vaccines will always be counted in the series completed column (see previous page for additional information).

County of residence	Yesterday (May 26)			Cumulative		
	First dose	Series complete	Total people vaccinated	First dose	Series complete	Total people vaccinated
Alachua	66	70	136	19,467	108,692	128,159
Baker	7	8	15	1,542	4,839	6,381
Bay	60	120	180	9,574	47,279	56,853
Bradford	13	4	17	3,091	6,345	9,436
Brevard	99	447	546	45,651	227,255	272,906
Broward	1,251	2,228	3,479	219,526	760,008	979,534
Calhoun	3	8	11	485	3,062	3,547
Charlotte	46	92	138	23,014	85,861	108,875
Citrus	33	41	74	9,613	55,434	65,047
Clay	81	67	148	11,929	59,262	71,191
Collier	126	227	353	34,775	174,144	208,919
Columbia	12	28	40	2,473	15,450	17,923
Dade	2,303	4,068	6,371	355,314	1,158,603	1,513,917
Desoto	7	12	19	3,293	10,257	13,550
Dixie	7	19	26	949	3,198	4,147
Duval	305	685	990	64,528	300,890	365,418
Escambia	48	124	172	19,144	88,761	107,905
Flagler	13	31	44	8,647	48,584	57,231
Franklin	0	3	3	499	3,866	4,365
Gadsden	43	56	99	2,779	15,516	18,295
Gilchrist	9	34	43	642	3,897	4,539
Glades	3	6	9	637	4,101	4,738
Gulf	15	45	60	774	3,951	4,725
Hamilton	17	15	32	397	2,967	3,364
Hardee	13	85	98	1,633	5,744	7,377
Hendry	38	34	72	2,406	10,179	12,585
Hernando	51	125	176	13,233	63,037	76,270
Highlands	22	37	59	11,714	34,129	45,843
Hillsborough	708	1,117	1,825	148,219	472,198	620,417
Holmes	1	2	3	559	3,524	4,083
Indian River	73	74	147	19,415	68,844	88,259
Jackson	26	40	66	2,215	11,813	14,028
Jefferson	2	2	4	664	4,861	5,525
Lafayette	2	3	5	366	2,071	2,437
Lake	124	198	322	27,941	146,668	174,609
Lee	347	527	874	63,611	298,309	361,920
Leon	176	125	301	20,242	103,277	123,519
Levy	6	18	24	1,934	11,201	13,135
Liberty	9	18	27	336	1,815	2,151
Madison	2	3	5	964	4,906	5,870
Manatee	79	204	283	33,650	152,824	186,474
Marion	101	138	239	23,745	129,350	153,095
Martin	51	63	114	14,368	66,558	80,926
Monroe	15	24	39	9,394	33,019	42,413
Nassau	17	48	65	3,943	32,185	36,128
Okaloosa	116	72	188	11,186	56,669	67,855
Okeechobee	11	6	17	2,122	10,369	12,491
Orange	889	1,011	1,900	123,437	507,233	630,670
Osceola	366	454	820	37,271	133,936	171,207
Out-Of-State	319	277	596	87,653	158,887	246,540
Palm Beach	552	1,883	2,435	138,959	595,269	734,228
Pasco	184	353	537	43,883	191,221	235,104
Pinellas	293	585	878	72,523	397,202	469,725
Polk	299	593	892	59,921	213,978	273,899
Putnam	25	86	111	4,987	16,551	21,538
Santa Rosa	51	76	127	11,481	50,794	62,275
Sarasota	98	210	308	48,745	207,961	256,706
Seminole	225	255	480	34,539	185,064	219,603
St. Johns	53	109	162	16,266	119,788	136,054
St. Lucie	134	177	311	30,571	110,975	141,546
Sumter	49	47	96	9,726	77,098	86,824
Suwannee	13	14	27	1,755	9,091	10,846
Taylor	13	18	31	1,257	4,931	6,188
Union	2	6	8	667	2,861	3,528
Unknown	22	77	99	3,530	8,527	12,057
Volusia	151	230	381	42,036	195,739	237,775
Wakulla	9	18	27	2,595	8,902	11,497
Walton	20	20	40	5,260	21,906	27,166
Washington	3	7	10	914	5,332	6,246
Total	10,327	17,907	28,234	2,030,579	8,139,018	10,169,597