

COVID-19: vaccine summary

Vaccination data through May 15, 2021 as of May 16, 2021 at 12:05 AM

Data in this report are provisional and subject to change.

Data in this summary pertain to COVID-19 vaccines approved by the U.S. Food and Drug Administration and have been issued an Emergency Use Authorization (Janssen COVID-19 Vaccine, Moderna COVID-19 Vaccine and Pfizer-BioNTech COVID-19 Vaccine). These data summarize the number of people who have received either their first dose or have completed the series for a COVID-19 vaccine. **A person can only be counted in one category, first dose or series complete.** For persons receiving Moderna or Pfizer vaccines, once they receive their second dose, they are moved from the first dose column to the series completed column. **Because of this, the total first dose category may show a change from report to report not matching the total receiving their first dose from the previous day.** Persons receiving Johnson & Johnson vaccines will always be counted in the series completed column.

COVID-19 doses for vaccinated persons in Florida

Doses 16,449,470

People receiving one dose of a 1-dose series (Johnson & Johnson) or receiving only one dose of a 2-dose series (Moderna, Pfizer) count once. Persons receiving both doses of a 2-dose series count twice.

Current status of persons vaccinated for COVID-19 in Florida

Total people vaccinated 9,577,875

First dose 2,023,060

Series completed 7,554,815

Completed 1-dose series 683,220

Completed 2-dose series 6,871,595

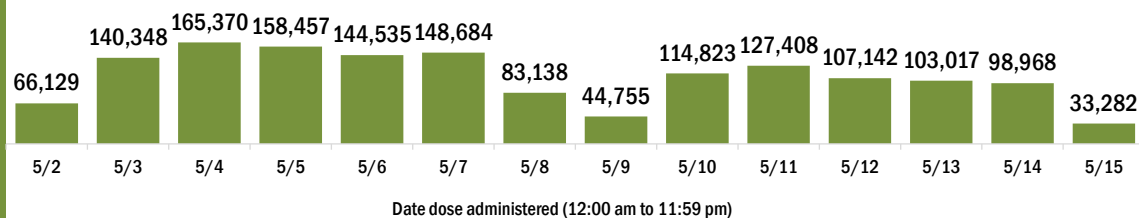
First dose: current number of people who have only received their first dose of the Moderna or Pfizer vaccine.

Series complete: current number of people who have received both Moderna or Pfizer vaccine doses or one Johnson & Johnson dose and are considered fully immunized.

Demographic summary

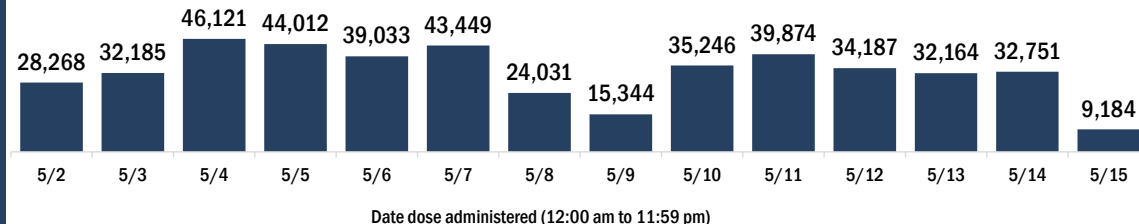
	First dose	Series complete	Total people vaccinated
Age group	2,023,060	7,554,815	9,577,875
16-24 years	226,126	393,205	619,331
25-34 years	260,188	594,226	854,414
35-44 years	289,344	787,748	1,077,092
45-54 years	315,912	1,054,757	1,370,669
55-64 years	354,395	1,529,001	1,883,396
65-74 years	317,441	1,820,829	2,138,270
75-84 years	183,404	1,033,236	1,216,640
85+ years	76,250	341,813	418,063
Race	2,023,060	7,554,815	9,577,875
White	1,222,034	5,133,437	6,355,471
Black	166,905	508,156	675,061
American Indian/Alaskan	9,801	26,150	35,951
Other	248,849	807,491	1,056,340
Unknown	375,471	1,079,581	1,455,052
Other race includes Asian, native Hawaiian/Pacific Islander, or other.			
Ethnicity	2,023,060	7,554,815	9,577,875
Hispanic	455,765	1,180,476	1,636,241
Non-Hispanic	830,835	3,968,719	4,799,554
Unknown	736,460	2,405,620	3,142,080
Gender	2,023,060	7,554,815	9,577,875
Female	1,058,050	4,173,023	5,231,073
Male	954,167	3,370,561	4,324,728
Unknown	10,843	11,231	22,074

COVID-19 doses administered for the past 2 weeks

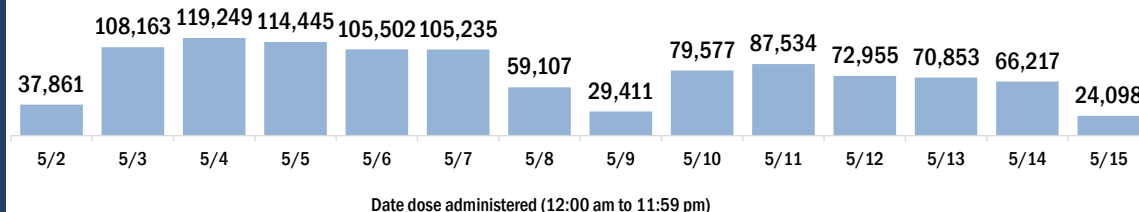


Persons vaccinated for COVID-19 for the past 2 weeks

Number of persons who received their first dose of a two-dose series of the COVID-19 vaccine



Number of persons who completed the COVID-19 vaccine series



COVID-19: vaccine summary

Vaccination data through May 15, 2021 as of May 16, 2021 at 12:05 AM

Data in this report are provisional and subject to change.

This table summarizes the number of people who have received either their first dose or have completed the series for a COVID-19 vaccine. A person can only be counted in one category, first dose or series complete. Persons receiving Johnson & Johnson vaccines will always be counted in the series completed column (see previous page for additional information).

County of residence	Yesterday (May 15)			Cumulative		
	First dose	Series complete	Total people vaccinated	First dose	Series complete	Total people vaccinated
Alachua	24	82	106	26,552	97,674	124,226
Baker	1	10	11	1,575	4,591	6,166
Bay	41	68	109	9,571	44,521	54,092
Bradford	3	12	15	1,561	5,366	6,927
Brevard	86	292	378	48,825	210,850	259,675
Broward	1,031	2,127	3,158	210,287	698,389	908,676
Calhoun	1	4	5	818	2,495	3,313
Charlotte	50	86	136	23,545	83,890	107,435
Citrus	80	50	130	9,855	53,057	62,912
Clay	26	111	137	11,068	55,843	66,911
Collier	64	91	155	36,260	163,824	200,084
Columbia	6	8	14	2,628	14,233	16,861
Dade	2,444	5,854	8,298	340,095	1,046,191	1,386,286
Desoto	7	3	10	3,991	8,718	12,709
Dixie	4	0	4	918	3,025	3,943
Duval	513	800	1,313	62,056	284,626	346,682
Escambia	42	255	297	18,913	83,551	102,464
Flagler	22	203	225	9,401	44,691	54,092
Franklin	0	0	0	750	3,376	4,126
Gadsden	7	12	19	2,885	14,627	17,512
Gilchrist	2	4	6	630	3,472	4,102
Glades	0	3	3	442	2,772	3,214
Gulf	0	1	1	866	3,970	4,836
Hamilton	0	0	0	417	2,993	3,410
Hardee	15	153	168	1,771	5,321	7,092
Hendry	21	21	42	2,720	9,798	12,518
Hernando	26	85	111	13,274	58,373	71,647
Highlands	91	317	408	11,884	32,156	44,040
Hillsborough	834	1,676	2,510	145,823	446,299	592,122
Holmes	1	4	5	954	3,304	4,258
Indian River	9	30	39	20,726	64,025	84,751
Jackson	1	13	14	2,280	11,641	13,921
Jefferson	1	4	5	973	4,239	5,212
Lafayette	0	0	0	369	1,834	2,203
Lake	77	205	282	29,233	144,482	173,715
Lee	178	172	350	66,120	279,679	345,799
Leon	49	122	171	19,903	98,683	118,586
Levy	10	7	17	1,878	9,853	11,731
Liberty	1	0	1	664	1,383	2,047
Madison	4	16	20	988	4,845	5,833
Manatee	79	148	227	34,161	145,361	179,522
Marion	84	148	232	23,331	117,752	141,083
Martin	109	531	640	15,920	63,405	79,325
Monroe	8	50	58	10,337	29,599	39,936
Nassau	11	16	27	3,831	31,222	35,053
Okaloosa	35	131	166	11,217	53,650	64,867
Okeechobee	14	12	26	2,281	10,490	12,771
Orange	711	4,452	5,163	120,796	473,807	594,603
Osceola	346	1,028	1,374	34,739	117,544	152,283
Out-Of-State	167	150	317	80,684	149,088	229,772
Palm Beach	583	1,547	2,130	143,205	556,522	699,727
Pasco	92	321	413	43,054	172,662	215,716
Pinellas	190	466	656	76,038	375,076	451,114
Polk	116	412	528	62,913	197,456	260,369
Putnam	4	9	13	4,794	14,734	19,528
Santa Rosa	71	161	232	11,753	48,917	60,670
Sarasota	352	414	766	50,023	198,103	248,126
Seminole	86	312	398	32,906	158,108	191,014
St. Johns	54	98	152	16,060	114,981	131,041
St. Lucie	138	278	416	29,377	99,444	128,821
Sumter	14	58	72	9,929	74,983	84,912
Suwannee	2	6	8	1,843	8,804	10,647
Taylor	3	13	16	1,195	4,681	5,876
Union	3	1	4	2,289	2,417	4,706
Unknown	37	167	204	3,278	6,764	10,042
Volusia	95	233	328	45,082	183,317	228,399
Wakulla	5	12	17	2,620	8,593	11,213
Walton	0	18	18	5,092	19,805	24,897
Washington	3	5	8	843	4,870	5,713
Total	9,184	24,098	33,282	2,023,060	7,554,815	9,577,875