

# COVID-19: vaccine summary

Vaccination data through May 12, 2021 as of May 13, 2021 at 12:05 AM

Data in this report are provisional and subject to change.

Data in this summary pertain to COVID-19 vaccines approved by the U.S. Food and Drug Administration and have been issued an Emergency Use Authorization (Janssen COVID-19 Vaccine, Moderna COVID-19 Vaccine and Pfizer-BioNTech COVID-19 Vaccine). These data summarize the number of people who have received either their first dose or have completed the series for a COVID-19 vaccine. **A person can only be counted in one category, first dose or series complete.** For persons receiving Moderna or Pfizer vaccines, once they receive their second dose, they are moved from the first dose column to the series completed column. **Because of this, the total first dose category may show a change from report to report not matching the total receiving their first dose from the previous day.** Persons receiving Johnson & Johnson vaccines will always be counted in the series completed column.

## COVID-19 doses for vaccinated persons in Florida

**Doses** 16,105,785

People receiving one dose of a 1-dose series (Johnson & Johnson) or receiving only one dose of a 2-dose series (Moderna, Pfizer) count once. Persons receiving both doses of a 2-dose series count twice.

## Current status of persons vaccinated for COVID-19 in Florida

**Total people vaccinated** 9,436,587

First dose 2,108,764

Series completed 7,327,823

Completed 1-dose series 658,625

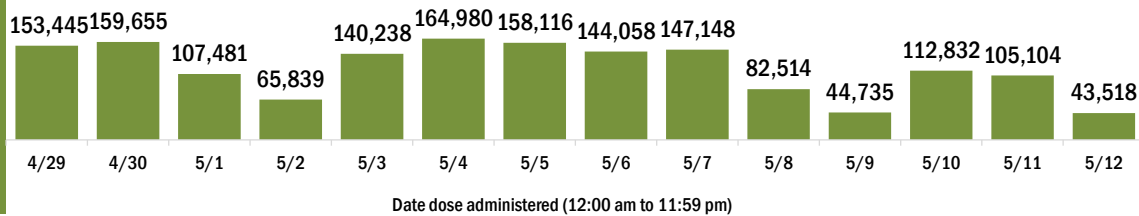
Completed 2-dose series 6,669,198

**First dose:** current number of people who have only received their first dose of the Moderna or Pfizer vaccine.

**Series complete:** current number of people who have received both Moderna or Pfizer vaccine doses or one Johnson & Johnson dose and are considered fully immunized.

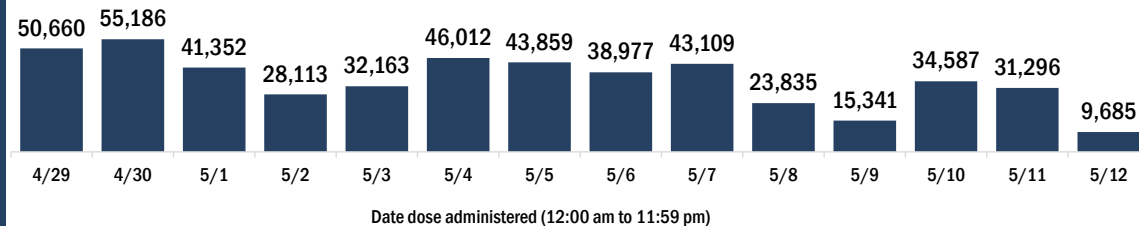
Demographic summary	First dose	Series complete	Total people vaccinated
<b>Age group</b>	2,108,764	7,327,823	9,436,587
16-24 years	236,728	360,042	596,770
25-34 years	276,100	553,140	829,240
35-44 years	305,920	743,480	1,049,400
45-54 years	331,955	1,012,181	1,344,136
55-64 years	370,757	1,489,096	1,859,853
65-74 years	323,433	1,804,984	2,128,417
75-84 years	186,379	1,025,858	1,212,237
85+ years	77,492	339,042	416,534
<b>Race</b>	2,108,764	7,327,823	9,436,587
White	1,279,767	4,996,097	6,275,864
Black	172,721	489,896	662,617
American Indian/Alaskan	9,893	25,402	35,295
Other	257,244	779,032	1,036,276
Unknown	389,139	1,037,396	1,426,535
<b>Other race</b> includes Asian, native Hawaiian/Pacific Islander, or other.			
<b>Ethnicity</b>	2,108,764	7,327,823	9,436,587
Hispanic	469,822	1,128,386	1,598,208
Non-Hispanic	873,360	3,877,392	4,750,752
Unknown	765,582	2,322,045	3,087,627
<b>Gender</b>	2,108,764	7,327,823	9,436,587
Female	1,099,459	4,060,449	5,159,908
Male	998,294	3,256,632	4,254,926
Unknown	11,011	10,742	21,753

## COVID-19 doses administered for the past 2 weeks

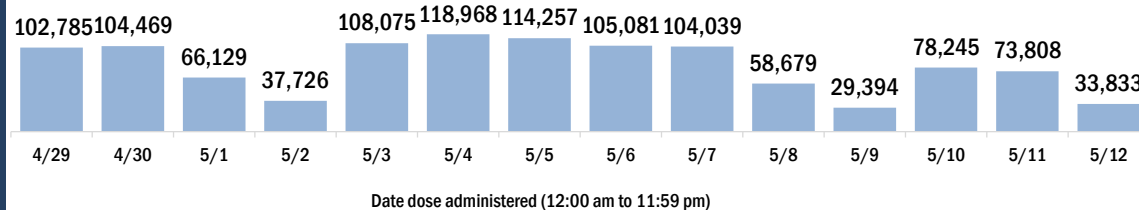


## Persons vaccinated for COVID-19 for the past 2 weeks

### Number of persons who received their first dose of a two-dose series of the COVID-19 vaccine



### Number of persons who completed the COVID-19 vaccine series



# COVID-19: vaccine summary

Vaccination data through May 12, 2021 as of May 13, 2021 at 12:05 AM

Data in this report are provisional and subject to change.

This table summarizes the number of people who have received either their first dose or have completed the series for a COVID-19 vaccine. A person can only be counted in one category, first dose or series complete. Persons receiving Johnson & Johnson vaccines will always be counted in the series completed column (see previous page for additional information).

County of residence	Yesterday (May 12)			Cumulative		
	First dose	Series complete	Total people vaccinated	First dose	Series complete	Total people vaccinated
Alachua	72	67	139	27,050	96,144	123,194
Baker	19	116	135	1,609	4,520	6,129
Bay	50	365	415	10,188	43,316	53,504
Bradford	9	8	17	1,903	4,928	6,831
Brevard	102	712	814	53,611	203,217	256,828
Broward	812	2,682	3,494	214,968	676,396	891,364
Calhoun	2	7	9	814	2,446	3,260
Charlotte	59	131	190	24,132	82,629	106,761
Citrus	47	216	263	10,154	52,041	62,195
Clay	133	218	351	11,265	54,736	66,001
Collier	92	275	367	39,669	158,514	198,183
Columbia	6	32	38	2,754	13,903	16,657
Dade	2,219	5,905	8,124	349,398	1,005,374	1,354,772
Desoto	7	16	23	4,120	8,379	12,499
Dixie	13	28	41	970	2,938	3,908
Duval	374	861	1,235	63,628	278,637	342,265
Escambia	55	239	294	20,673	80,742	101,415
Flagler	17	68	85	9,878	43,593	53,471
Franklin	6	26	32	764	3,347	4,111
Gadsden	52	55	107	3,071	14,289	17,360
Gilchrist	12	33	45	721	3,318	4,039
Glades	1	0	1	689	2,506	3,195
Gulf	2	10	12	1,071	3,729	4,800
Hamilton	14	50	64	819	2,526	3,345
Hardee	14	48	62	1,977	5,031	7,008
Hendry	16	57	73	3,055	9,277	12,332
Hernando	42	229	271	14,075	56,759	70,834
Highlands	39	59	98	12,378	31,164	43,542
Hillsborough	708	2,334	3,042	150,732	432,990	583,722
Holmes	5	8	13	1,013	3,230	4,243
Indian River	28	128	156	21,389	62,506	83,895
Jackson	24	72	96	2,802	10,970	13,772
Jefferson	3	7	10	1,012	4,158	5,170
Lafayette	2	2	4	643	1,521	2,164
Lake	97	334	431	30,482	141,607	172,089
Lee	317	1,335	1,652	68,419	273,195	341,614
Leon	142	507	649	20,648	96,773	117,421
Levy	8	19	27	1,941	9,693	11,634
Liberty	6	37	43	664	1,362	2,026
Madison	26	76	102	1,018	4,752	5,770
Manatee	90	781	871	36,254	141,395	177,649
Marion	66	251	317	24,625	115,031	139,656
Martin	52	132	184	17,160	61,263	78,423
Monroe	8	155	163	10,780	28,409	39,189
Nassau	21	36	57	3,824	30,957	34,781
Okaloosa	194	69	263	11,634	52,261	63,895
Okeechobee	24	48	72	3,063	9,302	12,365
Orange	846	2,887	3,733	128,980	454,491	583,471
Osceola	257	645	902	36,338	112,623	148,961
Out-Of-State	151	386	537	80,095	145,690	225,785
Palm Beach	627	3,484	4,111	150,874	539,666	690,540
Pasco	110	937	1,047	45,190	167,978	213,168
Pinellas	240	2,106	2,346	80,871	365,758	446,629
Polk	314	816	1,130	65,707	190,504	256,211
Putnam	11	22	33	5,074	14,212	19,286
Santa Rosa	61	247	308	12,545	47,592	60,137
Sarasota	243	840	1,083	51,636	194,092	245,728
Seminole	157	730	887	34,856	153,590	188,446
St. Johns	51	147	198	16,927	113,160	130,087
St. Lucie	105	311	416	30,219	96,930	127,149
Sumter	31	122	153	10,154	74,372	84,526
Suwannee	3	19	22	1,911	8,608	10,519
Taylor	5	21	26	1,543	4,234	5,777
Union	3	9	12	2,314	2,377	4,691
Unknown	51	162	213	3,257	6,121	9,378
Volusia	275	941	1,216	47,851	177,629	225,480
Wakulla	9	31	40	2,667	8,455	11,122
Walton	26	112	138	5,351	19,235	24,586
Washington	2	14	16	897	4,732	5,629
<b>Total</b>	<b>9,685</b>	<b>33,833</b>	<b>43,518</b>	<b>2,108,764</b>	<b>7,327,823</b>	<b>9,436,587</b>