

COVID-19: vaccine summary

Vaccination data through May 11, 2021 as of May 12, 2021 at 12:05 AM

Data in this report are provisional and subject to change.

Data in this summary pertain to COVID-19 vaccines approved by the U.S. Food and Drug Administration and have been issued an Emergency Use Authorization (Janssen COVID-19 Vaccine, Moderna COVID-19 Vaccine and Pfizer-BioNTech COVID-19 Vaccine). These data summarize the number of people who have received either their first dose or have completed the series for a COVID-19 vaccine. **A person can only be counted in one category, first dose or series complete.** For persons receiving Moderna or Pfizer vaccines, once they receive their second dose, they are moved from the first dose column to the series completed column. **Because of this, the total first dose category may show a change from report to report not matching the total receiving their first dose from the previous day.** Persons receiving Johnson & Johnson vaccines will always be counted in the series completed column.

COVID-19 doses for vaccinated persons in Florida

Doses 15,995,137

People receiving one dose of a 1-dose series (Johnson & Johnson) or receiving only one dose of a 2-dose series (Moderna, Pfizer) count once. Persons receiving both doses of a 2-dose series count twice.

Current status of persons vaccinated for COVID-19 in Florida

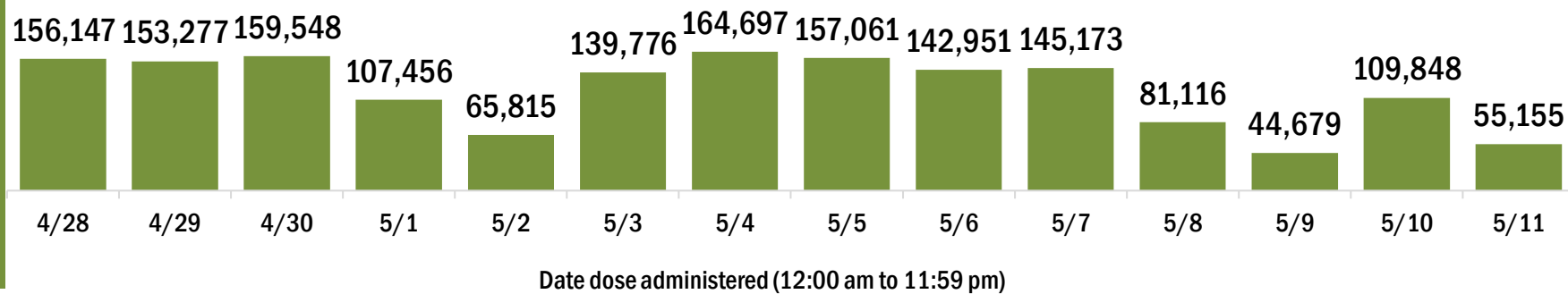
Total people vaccinated	9,397,252
First dose	2,146,487
Series completed	7,250,765
Completed 1-dose series	652,880
Completed 2-dose series	6,597,885

First dose: current number of people who have only received their first dose of the Moderna or Pfizer vaccine.

Series complete: current number of people who have received both Moderna or Pfizer vaccine doses or one Johnson & Johnson dose and are considered fully immunized.

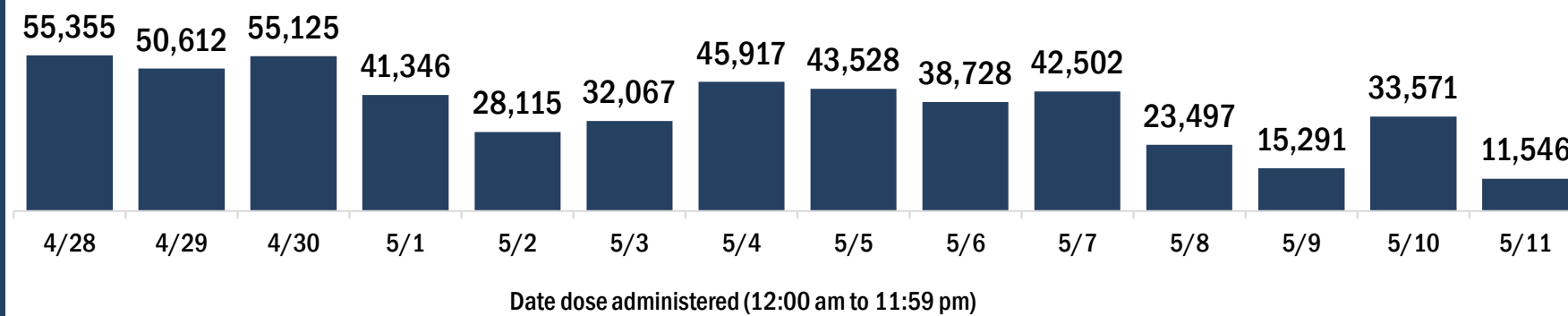
Demographic summary	First dose	Series complete	Total people vaccinated
Age group	2,146,487	7,250,765	9,397,252
16-24 years	244,193	346,074	590,267
25-34 years	282,983	539,602	822,585
35-44 years	312,550	729,326	1,041,876
45-54 years	337,723	999,165	1,336,888
55-64 years	377,322	1,475,924	1,853,246
65-74 years	326,095	1,799,335	2,125,430
75-84 years	187,727	1,023,150	1,210,877
85+ years	77,894	338,189	416,083
Race	2,146,487	7,250,765	9,397,252
White	1,304,526	4,949,700	6,254,226
Black	175,475	483,371	658,846
American Indian/Alaskan	9,965	25,122	35,087
Other	261,329	770,080	1,031,409
Unknown	395,192	1,022,492	1,417,684
Other race includes Asian, native Hawaiian/Pacific Islander, or other.			
Ethnicity	2,146,487	7,250,765	9,397,252
Hispanic	474,699	1,112,980	1,587,679
Non-Hispanic	895,030	3,841,961	4,736,991
Unknown	776,758	2,295,824	3,072,582
Gender	2,146,487	7,250,765	9,397,252
Female	1,118,069	4,022,343	5,140,412
Male	1,017,379	3,217,787	4,235,166
Unknown	11,039	10,635	21,674

COVID-19 doses administered for the past 2 weeks

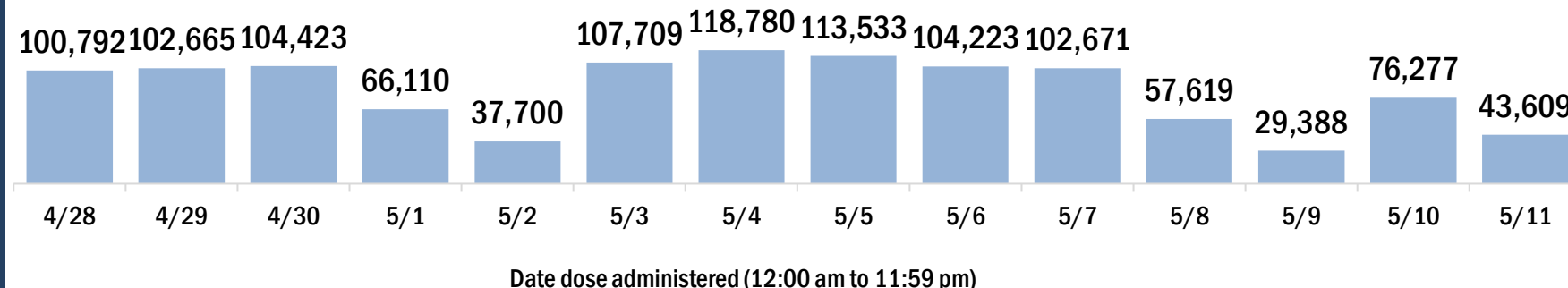


Persons vaccinated for COVID-19 for the past 2 weeks

Number of persons who received their first dose of a two-dose series of the COVID-19 vaccine



Number of persons who completed the COVID-19 vaccine series



COVID-19: vaccine summary

Vaccination data through May 11, 2021 as of May 12, 2021 at 12:05 AM

Data in this report are provisional and subject to change.

This table summarizes the number of people who have received either their first dose or have completed the series for a COVID-19 vaccine. A person can only be counted in one category, first dose or series complete. Persons receiving Johnson & Johnson vaccines will always be counted in the series completed column (see previous page for additional information).

County of residence	Yesterday (May 11)			Cumulative		
	First dose	Series complete	Total people vaccinated	First dose	Series complete	Total people vaccinated
Alachua	43	173	216	29,651	93,100	122,751
Baker	3	12	15	1,715	4,374	6,089
Bay	61	411	472	10,576	42,751	53,327
Bradford	11	9	20	2,122	4,666	6,788
Brevard	158	914	1,072	55,889	200,174	256,063
Broward	1,225	3,181	4,406	217,425	668,501	885,926
Calhoun	1	7	8	817	2,439	3,256
Charlotte	80	260	340	24,486	82,008	106,494
Citrus	37	189	226	10,341	51,678	62,019
Clay	69	197	266	11,373	54,347	65,720
Collier	160	811	971	40,747	156,981	197,728
Columbia	37	164	201	2,892	13,733	16,625
Dade	2,781	7,931	10,712	350,938	995,781	1,346,719
Desoto	21	236	257	4,149	8,317	12,466
Dixie	1	2	3	989	2,906	3,895
Duval	483	1,283	1,766	64,337	276,805	341,142
Escambia	176	406	582	21,031	80,226	101,257
Flagler	17	100	117	10,111	43,258	53,369
Franklin	7	12	19	786	3,315	4,101
Gadsden	17	37	54	3,089	14,206	17,295
Gilchrist	3	9	12	745	3,262	4,007
Glades	2	5	7	693	2,504	3,197
Gulf	7	18	25	1,081	3,712	4,793
Hamilton	3	8	11	855	2,473	3,328
Hardee	16	36	52	2,016	4,971	6,987
Hendry	26	143	169	3,091	9,167	12,258
Hernando	58	207	265	14,371	56,286	70,657
Highlands	53	149	202	12,537	30,851	43,388
Hillsborough	759	2,614	3,373	153,143	427,663	580,806
Holmes	3	12	15	1,015	3,220	4,235
Indian River	72	429	501	21,680	61,962	83,642
Jackson	56	243	299	2,846	10,894	13,740
Jefferson	5	22	27	1,023	4,136	5,159
Lafayette	1	17	18	644	1,517	2,161
Lake	103	355	458	31,085	140,580	171,665
Lee	292	691	983	69,984	270,566	340,550
Leon	81	306	387	21,469	95,626	117,095
Levy	7	33	40	1,992	9,610	11,602
Liberty	1	1	2	694	1,325	2,019
Madison	5	17	22	1,513	4,206	5,719
Manatee	150	1,230	1,380	37,582	139,543	177,125
Marion	118	232	350	24,922	114,388	139,310
Martin	34	147	181	17,482	60,720	78,202
Monroe	11	177	188	10,978	28,024	39,002
Nassau	32	34	66	3,882	30,847	34,729
Okaloosa	141	523	664	11,541	51,986	63,527
Okeechobee	19	38	57	3,088	9,225	12,313
Orange	923	3,653	4,576	131,232	448,842	580,074
Osceola	394	1,100	1,494	37,020	111,122	148,142
Out-Of-State	320	633	953	80,236	144,868	225,104
Palm Beach	603	4,384	4,987	154,753	533,028	687,781
Pasco	138	826	964	46,343	166,048	212,391
Pinellas	232	2,842	3,074	83,445	362,100	445,545
Polk	356	1,226	1,582	66,368	188,788	255,156
Putnam	13	42	55	5,119	14,120	19,239
Santa Rosa	130	474	604	12,803	47,204	60,007
Sarasota	152	729	881	52,489	192,605	245,094
Seminole	194	687	881	36,014	151,665	187,679
St. Johns	40	187	227	17,271	112,588	129,859
St. Lucie	108	379	487	30,414	96,147	126,561
Sumter	33	257	290	10,336	74,109	84,445
Suwannee	37	59	96	1,937	8,571	10,508
Taylor	4	14	18	1,557	4,205	5,762
Union	3	11	14	2,322	2,365	4,687
Unknown	38	81	119	3,254	5,930	9,184
Volusia	350	1,763	2,113	48,828	175,747	224,575
Wakulla	8	11	19	2,700	8,403	11,103
Walton	10	58	68	5,724	18,768	24,492
Washington	14	162	176	906	4,712	5,618
Total	11,546	43,609	55,155	2,146,487	7,250,765	9,397,252