

COVID-19: vaccine summary

Vaccination data through May 9, 2021 as of May 10, 2021 at 12:05 AM

Data in this report are provisional and subject to change.

Data in this summary pertain to COVID-19 vaccines approved by the U.S. Food and Drug Administration and have been issued an Emergency Use Authorization (Janssen COVID-19 Vaccine, Moderna COVID-19 Vaccine and Pfizer-BioNTech COVID-19 Vaccine). These data summarize the number of people who have received either their first dose or have completed the series for a COVID-19 vaccine. **A person can only be counted in one category, first dose or series complete.** For persons receiving Moderna or Pfizer vaccines, once they receive their second dose, they are moved from the first dose column to the series completed column. **Because of this, the total first dose category may show a change from report to report not matching the total receiving their first dose from the previous day.** Persons receiving Johnson & Johnson vaccines will always be counted in the series completed column.

COVID-19 doses for vaccinated persons in Florida

Doses 15,764,313

People receiving one dose of a 1-dose series (Johnson & Johnson) or receiving only one dose of a 2-dose series (Moderna, Pfizer) count once. Persons receiving both doses of a 2-dose series count twice.

Current status of persons vaccinated for COVID-19 in Florida

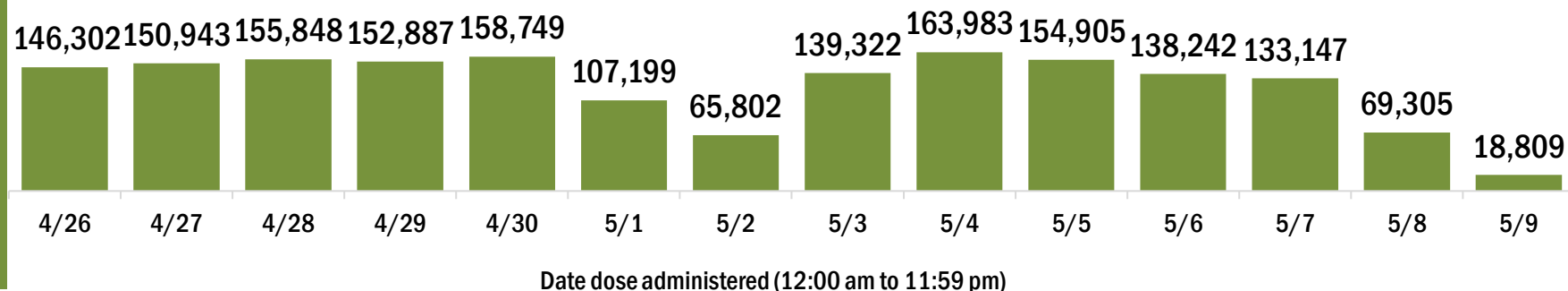
Total people vaccinated	9,311,399
First dose	2,223,344
Series completed	7,088,055
Completed 1-dose series	635,141
Completed 2-dose series	6,452,914

First dose: current number of people who have only received their first dose of the Moderna or Pfizer vaccine.

Series complete: current number of people who have received both Moderna or Pfizer vaccine doses or one Johnson & Johnson dose and are considered fully immunized.

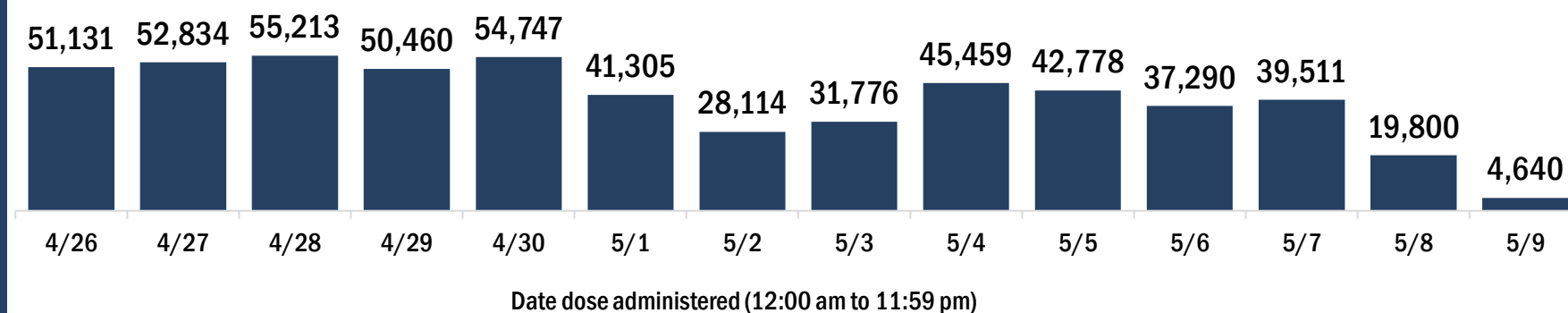
Demographic summary	First dose	Series complete	Total people vaccinated
Age group	2,223,344	7,088,055	9,311,399
16-24 years	255,614	320,967	576,581
25-34 years	297,916	509,700	807,616
35-44 years	327,859	697,522	1,025,381
45-54 years	351,497	969,401	1,320,898
55-64 years	390,471	1,448,019	1,838,490
65-74 years	331,212	1,787,864	2,119,076
75-84 years	190,077	1,018,079	1,208,156
85+ years	78,698	336,503	415,201
Race	2,223,344	7,088,055	9,311,399
White	1,359,787	4,845,300	6,205,087
Black	180,560	470,195	650,755
American Indian/Alaskan	10,110	24,552	34,662
Other	269,670	748,770	1,018,440
Unknown	403,217	999,238	1,402,455
Other race includes Asian, native Hawaiian/Pacific Islander, or other.			
Ethnicity	2,223,344	7,088,055	9,311,399
Hispanic	491,585	1,070,854	1,562,439
Non-Hispanic	937,087	3,767,771	4,704,858
Unknown	794,672	2,249,430	3,044,102
Gender	2,223,344	7,088,055	9,311,399
Female	1,156,680	3,942,065	5,098,745
Male	1,055,708	3,135,500	4,191,208
Unknown	10,956	10,490	21,446

COVID-19 doses administered for the past 2 weeks

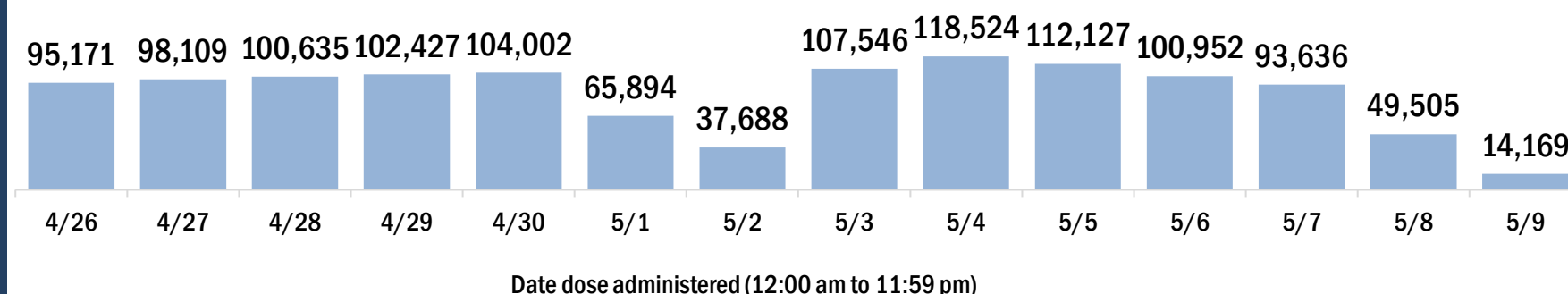


Persons vaccinated for COVID-19 for the past 2 weeks

Number of persons who received their first dose of a two-dose series of the COVID-19 vaccine



Number of persons who completed the COVID-19 vaccine series



COVID-19: vaccine summary

Vaccination data through May 9, 2021 as of May 10, 2021 at 12:05 AM

Data in this report are provisional and subject to change.

This table summarizes the number of people who have received either their first dose or have completed the series for a COVID-19 vaccine. A person can only be counted in one category, first dose or series complete. Persons receiving Johnson & Johnson vaccines will always be counted in the series completed column (see previous page for additional information).

County of residence	Yesterday (May 9)			Cumulative		
	First dose	Series complete	Total people vaccinated	First dose	Series complete	Total people vaccinated
Alachua	19	95	114	29,928	92,169	122,097
Baker	0	6	6	1,747	4,324	6,071
Bay	18	27	45	11,215	41,663	52,878
Bradford	2	5	7	2,133	4,630	6,763
Brevard	78	155	233	59,659	194,686	254,345
Broward	604	1,757	2,361	224,232	649,955	874,187
Calhoun	0	0	0	798	2,426	3,224
Charlotte	11	17	28	25,061	80,966	106,027
Citrus	13	91	104	10,907	50,824	61,731
Clay	18	43	61	11,652	53,677	65,329
Collier	62	139	201	41,899	154,586	196,485
Columbia	4	15	19	3,052	13,472	16,524
Dade	1,288	4,965	6,253	361,724	966,675	1,328,399
Desoto	0	2	2	4,405	7,931	12,336
Dixie	0	0	0	990	2,867	3,857
Duval	177	452	629	66,207	272,722	338,929
Escambia	12	49	61	22,234	78,441	100,675
Flagler	4	23	27	10,757	42,261	53,018
Franklin	0	1	1	802	3,278	4,080
Gadsden	8	13	21	3,344	13,838	17,182
Gilchrist	2	3	5	739	3,241	3,980
Glades	0	1	1	722	2,276	2,998
Gulf	0	2	2	1,118	3,643	4,761
Hamilton	2	0	2	867	2,451	3,318
Hardee	5	1	6	2,040	4,879	6,919
Hendry	45	100	145	3,387	8,671	12,058
Hernando	15	81	96	14,712	55,518	70,230
Highlands	4	11	15	12,794	30,359	43,153
Hillsborough	335	1,095	1,430	156,610	419,445	576,055
Holmes	0	0	0	1,037	3,184	4,221
Indian River	13	29	42	22,530	60,560	83,090
Jackson	3	28	31	3,046	10,587	13,633
Jefferson	1	3	4	1,073	4,063	5,136
Lafayette	0	0	0	667	1,493	2,160
Lake	32	52	84	32,093	138,497	170,590
Lee	123	160	283	70,949	267,484	338,433
Leon	27	139	166	22,543	93,735	116,278
Levy	3	8	11	2,068	9,450	11,518
Liberty	0	1	1	693	1,324	2,017
Madison	0	0	0	1,530	4,176	5,706
Manatee	205	628	833	40,036	135,588	175,624
Marion	23	91	114	26,742	111,582	138,324
Martin	11	15	26	17,822	59,954	77,776
Monroe	7	26	33	11,312	27,359	38,671
Nassau	11	21	32	3,944	30,618	34,562
Okaloosa	10	25	35	12,032	50,890	62,922
Okeechobee	6	10	16	3,125	9,081	12,206
Orange	260	883	1,143	135,507	436,509	572,016
Osceola	204	377	581	38,029	108,006	146,035
Out-Of-State	145	279	424	80,665	141,982	222,647
Palm Beach	199	639	838	162,633	519,441	682,074
Pasco	42	135	177	47,770	163,270	211,040
Pinellas	126	417	543	89,026	353,989	443,015
Polk	127	191	318	68,565	183,681	252,246
Putnam	3	12	15	5,183	13,930	19,113
Santa Rosa	21	22	43	13,420	46,170	59,590
Sarasota	49	113	162	54,097	189,925	244,022
Seminole	70	159	229	38,498	147,624	186,122
St. Johns	26	67	93	18,230	110,996	129,226
St. Lucie	69	132	201	31,248	94,560	125,808
Sumter	7	19	26	11,285	72,977	84,262
Suwannee	1	8	9	1,999	8,441	10,440
Taylor	0	5	5	1,562	4,166	5,728
Union	0	1	1	2,340	2,336	4,676
Unknown	27	73	100	3,250	5,708	8,958
Volusia	54	203	257	51,167	171,751	222,918
Wakulla	3	44	47	2,734	8,317	11,051
Walton	6	4	10	5,890	18,483	24,373
Washington	0	1	1	1,269	4,294	5,563
Total	4,640	14,169	18,809	2,223,344	7,088,055	9,311,399