

COVID-19: vaccine summary

Vaccination data through May 8, 2021 as of May 9, 2021 at 12:05 AM

Data in this report are provisional and subject to change.

Data in this summary pertain to COVID-19 vaccines approved by the U.S. Food and Drug Administration and have been issued an Emergency Use Authorization (Janssen COVID-19 Vaccine, Moderna COVID-19 Vaccine and Pfizer-BioNTech COVID-19 Vaccine). These data summarize the number of people who have received either their first dose or have completed the series for a COVID-19 vaccine. **A person can only be counted in one category, first dose or series complete.** For persons receiving Moderna or Pfizer vaccines, once they receive their second dose, they are moved from the first dose column to the series completed column. **Because of this, the total first dose category may show a change from report to report not matching the total receiving their first dose from the previous day.** Persons receiving Johnson & Johnson vaccines will always be counted in the series completed column.

COVID-19 doses for vaccinated persons in Florida

Doses 15,666,774

People receiving one dose of a 1-dose series (Johnson & Johnson) or receiving only one dose of a 2-dose series (Moderna, Pfizer) count once. Persons receiving both doses of a 2-dose series count twice.

Current status of persons vaccinated for COVID-19 in Florida

Total people vaccinated 9,265,816

First dose 2,244,748

Series completed 7,021,068

Completed 1-dose series 620,110

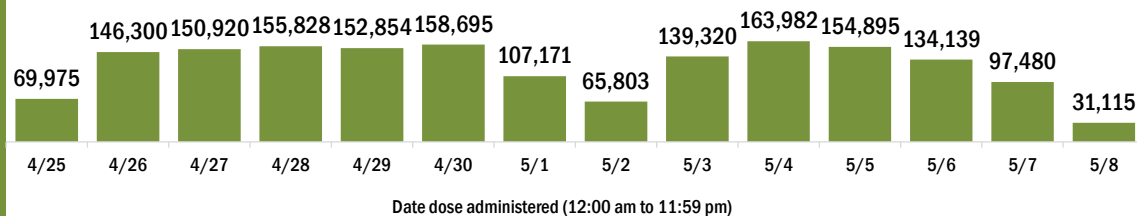
Completed 2-dose series 6,400,958

First dose: current number of people who have only received their first dose of the Moderna or Pfizer vaccine.

Series complete: current number of people who have received both Moderna or Pfizer vaccine doses or one Johnson & Johnson dose and are considered fully immunized.

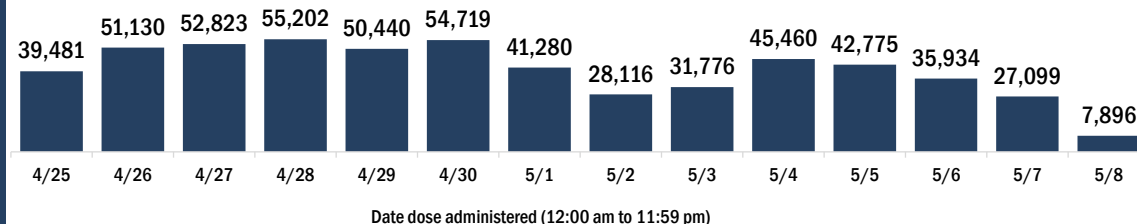
Demographic summary	First dose	Series complete	Total people vaccinated
Age group	2,244,748	7,021,068	9,265,816
16-24 years	259,510	309,601	569,111
25-34 years	302,337	497,180	799,517
35-44 years	332,500	684,369	1,016,869
45-54 years	355,619	956,673	1,312,292
55-64 years	393,382	1,437,122	1,830,504
65-74 years	332,093	1,783,800	2,115,893
75-84 years	190,473	1,016,310	1,206,783
85+ years	78,834	336,013	414,847
Race	2,244,748	7,021,068	9,265,816
White	1,376,969	4,801,101	6,178,070
Black	181,380	466,103	647,483
American Indian/Alaskan	10,184	24,205	34,389
Other	272,104	738,195	1,010,299
Unknown	404,111	991,464	1,395,575
Other race includes Asian, native Hawaiian/Pacific Islander, or other.			
Ethnicity	2,244,748	7,021,068	9,265,816
Hispanic	499,162	1,048,766	1,547,928
Non-Hispanic	947,923	3,739,764	4,687,687
Unknown	797,663	2,232,538	3,030,201
Gender	2,244,748	7,021,068	9,265,816
Female	1,167,879	3,908,890	5,076,769
Male	1,065,936	3,101,711	4,167,647
Unknown	10,933	10,467	21,400

COVID-19 doses administered for the past 2 weeks

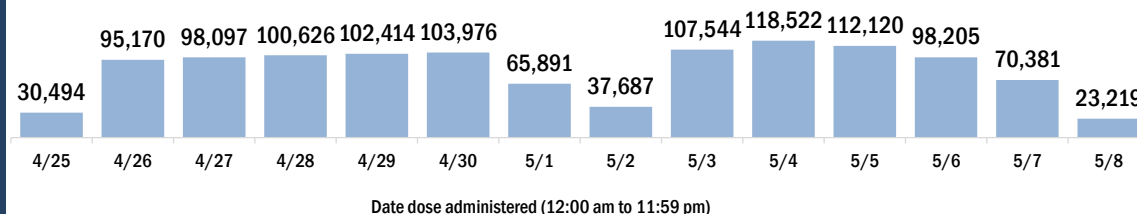


Persons vaccinated for COVID-19 for the past 2 weeks

Number of persons who received their first dose of a two-dose series of the COVID-19 vaccine



Number of persons who completed the COVID-19 vaccine series



COVID-19: vaccine summary

Vaccination data through May 8, 2021 as of May 9, 2021 at 12:05 AM

Data in this report are provisional and subject to change.

This table summarizes the number of people who have received either their first dose or have completed the series for a COVID-19 vaccine. A person can only be counted in one category, first dose or series complete. Persons receiving Johnson & Johnson vaccines will always be counted in the series completed column (see previous page for additional information).

County of residence	Yesterday (May 8)			Cumulative		
	First dose	Series complete	Total people vaccinated	First dose	Series complete	Total people vaccinated
Alachua	30	86	116	30,222	91,527	121,749
Baker	1	9	10	1,767	4,292	6,059
Bay	34	232	266	11,267	41,477	52,744
Bradford	5	15	20	2,153	4,597	6,750
Brevard	80	156	236	59,813	193,342	253,155
Broward	854	2,035	2,889	226,231	644,000	870,231
Calhoun	1	0	1	798	2,425	3,223
Charlotte	34	26	60	25,173	80,661	105,834
Citrus	22	40	62	11,070	50,501	61,571
Clay	54	123	177	11,744	53,374	65,118
Collier	97	190	287	42,505	153,080	195,585
Columbia	0	9	9	3,070	13,412	16,482
Dade	2,473	7,444	9,917	369,026	949,680	1,318,706
Desoto	7	4	11	4,411	7,842	12,253
Dixie	0	4	4	988	2,862	3,850
Duval	382	879	1,261	66,761	270,970	337,731
Escambia	20	426	446	22,338	78,024	100,362
Flagler	31	336	367	10,872	42,023	52,895
Franklin	0	0	0	804	3,273	4,077
Gadsden	26	91	117	3,364	13,782	17,146
Gilchrist	2	1	3	744	3,222	3,966
Glades	0	0	0	722	2,273	2,995
Gulf	1	3	4	1,127	3,629	4,756
Hamilton	0	3	3	865	2,446	3,311
Hardee	10	4	14	2,032	4,875	6,907
Hendry	11	34	45	3,455	8,516	11,971
Hernando	28	86	114	14,829	55,118	69,947
Highlands	10	9	19	12,821	30,186	43,007
Hillsborough	717	1,985	2,702	157,006	416,032	573,038
Holmes	0	0	0	1,039	3,176	4,215
Indian River	34	102	136	22,614	60,277	82,891
Jackson	11	5	16	3,092	10,519	13,611
Jefferson	1	1	2	1,078	4,052	5,130
Lafayette	0	0	0	666	1,493	2,159
Lake	65	114	179	32,354	137,701	170,055
Lee	261	254	515	71,545	265,329	336,874
Leon	53	206	259	22,687	93,212	115,899
Levy	12	3	15	2,087	9,349	11,436
Liberty	0	3	3	695	1,322	2,017
Madison	2	2	4	1,534	4,170	5,704
Manatee	43	63	106	40,831	134,040	174,871
Marion	62	196	258	26,635	111,012	137,647
Martin	57	298	355	17,915	59,647	77,562
Monroe	6	20	26	11,345	27,152	38,497
Nassau	16	119	135	3,942	30,518	34,460
Okaloosa	17	562	579	12,217	50,468	62,685
Okeechobee	3	10	13	3,121	9,052	12,173
Orange	383	1,346	1,729	136,820	431,881	568,701
Osceola	248	955	1,203	38,406	106,493	144,899
Out-Of-State	140	120	260	80,970	139,611	220,581
Palm Beach	448	2,417	2,865	164,301	515,047	679,348
Pasco	99	290	389	48,353	161,762	210,115
Pinellas	209	484	693	89,306	351,686	440,992
Polk	179	270	449	68,755	181,980	250,735
Putnam	4	13	17	5,193	13,856	19,049
Santa Rosa	64	165	229	13,567	45,830	59,397
Sarasota	182	76	258	55,184	187,684	242,868
Seminole	49	142	191	38,669	146,606	185,275
St. Johns	49	112	161	18,338	110,433	128,771
St. Lucie	149	277	426	31,511	93,833	125,344
Sumter	11	41	52	11,337	72,808	84,145
Suwannee	11	7	18	2,005	8,418	10,423
Taylor	2	8	10	1,562	4,152	5,714
Union	3	0	3	2,342	2,329	4,671
Unknown	22	50	72	3,248	5,608	8,856
Volusia	52	217	269	51,489	170,273	221,762
Wakulla	7	12	19	2,799	8,224	11,023
Walton	10	27	37	5,949	18,338	24,287
Washington	2	2	4	1,269	4,286	5,555
Total	7,896	23,219	31,115	2,244,748	7,021,068	9,265,816