

# COVID-19: vaccine summary

Vaccination data through May 7, 2021 as of May 8, 2021 at 12:05 AM

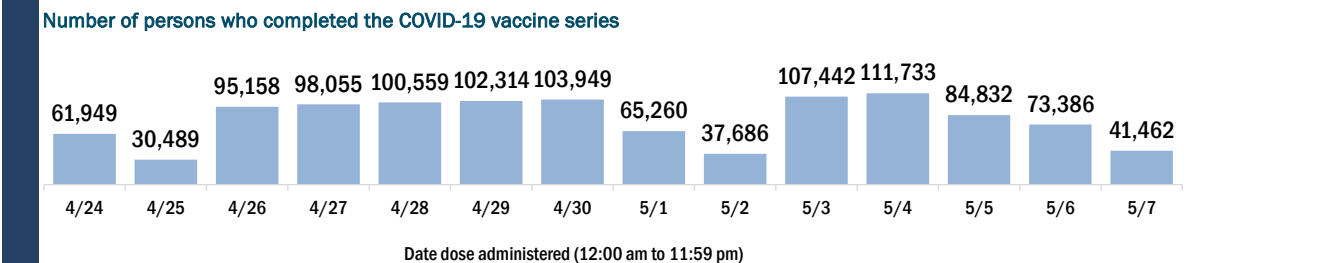
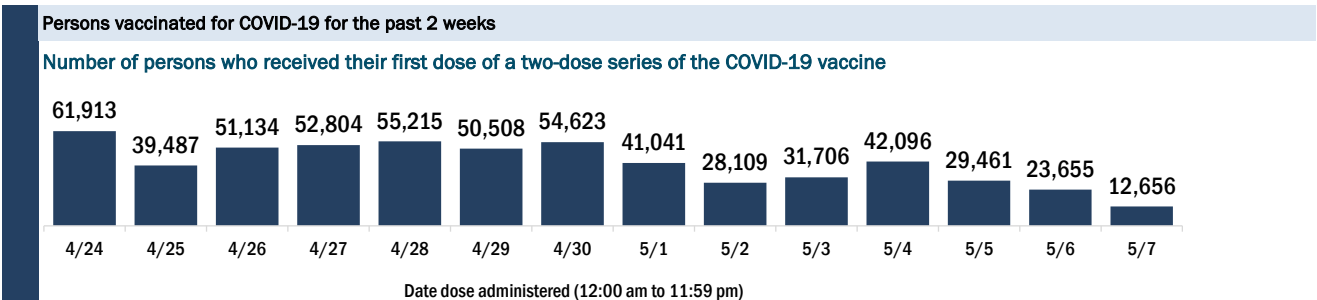
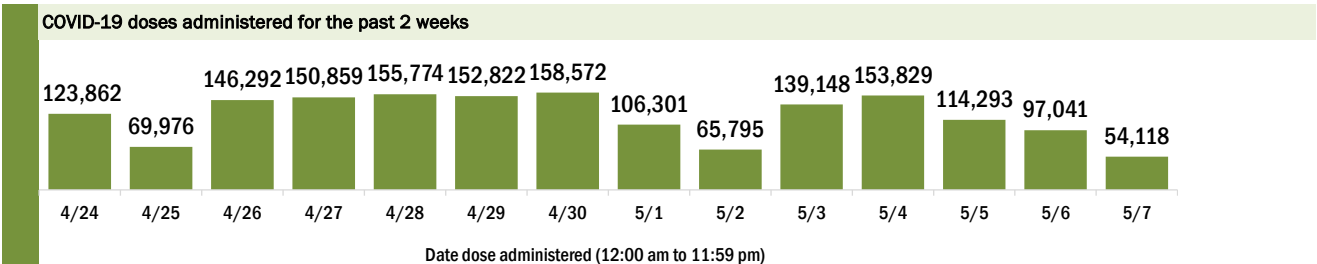
Data in this report are provisional and subject to change.

Data in this summary pertain to COVID-19 vaccines approved by the U.S. Food and Drug Administration and have been issued an Emergency Use Authorization (Janssen COVID-19 Vaccine, Moderna COVID-19 Vaccine and Pfizer-BioNTech COVID-19 Vaccine). These data summarize the number of people who have received either their first dose or have completed the series for a COVID-19 vaccine. **A person can only be counted in one category, first dose or series complete.** For persons receiving Moderna or Pfizer vaccines, once they receive their second dose, they are moved from the first dose column to the series completed column. **Because of this, the total first dose category may show a change from report to report not matching the total receiving their first dose from the previous day.** Persons receiving Johnson & Johnson vaccines will always be counted in the series completed column.

COVID-19 doses for vaccinated persons in Florida	
<b>Doses</b>	<b>15,499,369</b>
People receiving one dose of a 1-dose series (Johnson & Johnson) or receiving only one dose of a 2-dose series (Moderna, Pfizer) count once. Persons receiving both doses of a 2-dose series count twice.	

Current status of persons vaccinated for COVID-19 in Florida	
<b>Total people vaccinated</b>	<b>9,203,670</b>
First dose	2,296,802
Series completed	6,906,868
Completed 1-dose series	611,169
Completed 2-dose series	6,295,699
<b>First dose:</b> current number of people who have only received their first dose of the Moderna or Pfizer vaccine.	
<b>Series complete:</b> current number of people who have received both Moderna or Pfizer vaccine doses or one Johnson & Johnson dose and are considered fully immunized.	

Demographic summary	First dose	Series complete	Total people vaccinated
<b>Age group</b>	<b>2,296,802</b>	<b>6,906,868</b>	<b>9,203,670</b>
16-24 years	269,167	289,849	559,016
25-34 years	313,840	473,988	787,828
35-44 years	343,668	661,102	1,004,770
45-54 years	364,351	936,196	1,300,547
55-64 years	400,888	1,419,327	1,820,215
65-74 years	334,359	1,777,608	2,111,967
75-84 years	191,435	1,013,612	1,205,047
85+ years	79,094	335,186	414,280
<b>Race</b>	<b>2,296,802</b>	<b>6,906,868</b>	<b>9,203,670</b>
White	1,414,173	4,726,666	6,140,839
Black	183,568	458,759	642,327
American Indian/Alaskan	10,411	23,597	34,008
Other	278,091	721,343	999,434
Unknown	410,559	976,503	1,387,062
<b>Other race</b> includes Asian, native Hawaiian/Pacific Islander, or other.			
<b>Ethnicity</b>	<b>2,296,802</b>	<b>6,906,868</b>	<b>9,203,670</b>
Hispanic	513,529	1,014,685	1,528,214
Non-Hispanic	971,735	3,690,875	4,662,610
Unknown	811,538	2,201,308	3,012,846
<b>Gender</b>	<b>2,296,802</b>	<b>6,906,868</b>	<b>9,203,670</b>
Female	1,194,599	3,850,552	5,045,151
Male	1,091,291	3,045,931	4,137,222
Unknown	10,912	10,385	21,297



# COVID-19: vaccine summary

Vaccination data through May 7, 2021 as of May 8, 2021 at 12:05 AM

Data in this report are provisional and subject to change.

This table summarizes the number of people who have received either their first dose or have completed the series for a COVID-19 vaccine. A person can only be counted in one category, first dose or series complete. Persons receiving Johnson & Johnson vaccines will always be counted in the series completed column (see previous page for additional information).

County of residence	Yesterday (May 7)			Cumulative		
	First dose	Series complete	Total people vaccinated	First dose	Series complete	Total people vaccinated
Alachua	40	115	155	30,635	90,715	121,350
Baker	23	13	36	1,778	4,274	6,052
Bay	136	163	299	11,522	41,013	52,535
Bradford	4	55	59	2,188	4,545	6,733
Brevard	136	1,189	1,325	60,821	190,895	251,716
Broward	1,211	3,547	4,758	230,686	633,088	863,774
Calhoun	2	9	11	798	2,424	3,222
Charlotte	71	202	273	25,493	80,105	105,598
Citrus	79	310	389	11,301	50,110	61,411
Clay	76	250	326	11,987	52,757	64,744
Collier	127	191	318	44,600	149,751	194,351
Columbia	14	27	41	3,114	13,328	16,442
Dade	2,898	8,385	11,283	379,763	925,657	1,305,420
Desoto	21	53	74	4,428	7,783	12,211
Dixie	6	5	11	994	2,844	3,838
Duval	629	1,358	1,987	68,091	267,869	335,960
Escambia	72	472	544	22,811	77,059	99,870
Flagler	43	135	178	11,295	41,307	52,602
Franklin	5	14	19	803	3,270	4,073
Gadsden	43	120	163	3,444	13,642	17,086
Gilchrist	5	8	13	753	3,204	3,957
Glades	0	0	0	735	2,263	2,998
Gulf	8	19	27	1,128	3,617	4,745
Hamilton	5	4	9	872	2,437	3,309
Hardee	35	232	267	2,023	4,860	6,883
Hendry	23	30	53	3,483	8,415	11,898
Hernando	115	417	532	15,258	54,342	69,600
Highlands	37	97	134	12,867	29,969	42,836
Hillsborough	1,008	3,597	4,605	159,799	408,315	568,114
Holmes	5	11	16	1,038	3,175	4,213
Indian River	18	32	50	22,800	59,850	82,650
Jackson	13	17	30	3,078	10,506	13,584
Jefferson	7	33	40	1,076	4,038	5,114
Lafayette	10	15	25	666	1,491	2,157
Lake	179	464	643	32,949	136,349	169,298
Lee	486	1,753	2,239	75,111	259,722	334,833
Leon	324	927	1,251	23,116	92,223	115,339
Levy	29	98	127	2,160	9,212	11,372
Liberty	1	20	21	698	1,317	2,015
Madison	10	9	19	1,519	4,160	5,679
Manatee	74	245	319	41,476	132,537	174,013
Marion	129	316	445	27,224	109,739	136,963
Martin	98	450	548	18,404	58,844	77,248
Monroe	37	138	175	11,375	26,878	38,253
Nassau	48	63	111	4,294	30,053	34,347
Okaloosa	89	129	218	13,029	49,335	62,364
Okeechobee	18	34	52	3,129	9,007	12,136
Orange	739	3,173	3,912	139,690	424,725	564,415
Osceola	380	804	1,184	39,574	104,037	143,611
Out-Of-State	200	306	506	81,602	136,591	218,193
Palm Beach	655	3,990	4,645	169,929	505,501	675,430
Pasco	211	1,022	1,233	50,263	158,603	208,866
Pinellas	435	2,213	2,648	90,617	347,528	438,145
Polk	306	1,202	1,508	69,455	179,064	248,519
Putnam	16	29	45	5,198	13,766	18,964
Santa Rosa	129	369	498	13,932	45,170	59,102
Sarasota	105	270	375	55,947	186,001	241,948
Seminole	165	380	545	39,897	144,155	184,052
St. Johns	73	200	273	18,542	109,586	128,128
St. Lucie	243	420	663	32,140	92,566	124,706
Sumter	46	172	218	11,502	72,509	84,011
Suwannee	14	21	35	1,998	8,385	10,383
Taylor	8	19	27	1,571	4,134	5,705
Union	3	39	42	2,342	2,319	4,661
Unknown	33	75	108	3,246	5,522	8,768
Volusia	295	575	870	52,622	167,813	220,435
Wakulla	55	172	227	2,838	8,145	10,983
Walton	73	234	307	6,015	18,178	24,193
Washington	25	6	31	1,270	4,276	5,546
<b>Total</b>	<b>12,656</b>	<b>41,462</b>	<b>54,118</b>	<b>2,296,802</b>	<b>6,906,868</b>	<b>9,203,670</b>