

COVID-19: vaccine summary

Vaccination data through May 5, 2021 as of May 6, 2021 at 12:18 AM

Data in this report are provisional and subject to change.

Data in this summary pertain to COVID-19 vaccines approved by the U.S. Food and Drug Administration and have been issued an Emergency Use Authorization (Janssen COVID-19 Vaccine, Moderna COVID-19 Vaccine and Pfizer-BioNTech COVID-19 Vaccine). These data summarize the number of people who have received either their first dose or have completed the series for a COVID-19 vaccine. **A person can only be counted in one category, first dose or series complete.** For persons receiving Moderna or Pfizer vaccines, once they receive their second dose, they are moved from the first dose column to the series completed column. **Because of this, the total first dose category may show a change from report to report not matching the total receiving their first dose from the previous day.** Persons receiving Johnson & Johnson vaccines will always be counted in the series completed column.

COVID-19 doses for vaccinated persons in Florida

Doses 15,168,192

People receiving one dose of a 1-dose series (Johnson & Johnson) or receiving only one dose of a 2-dose series (Moderna, Pfizer) count once. Persons receiving both doses of a 2-dose series count twice.

Current status of persons vaccinated for COVID-19 in Florida

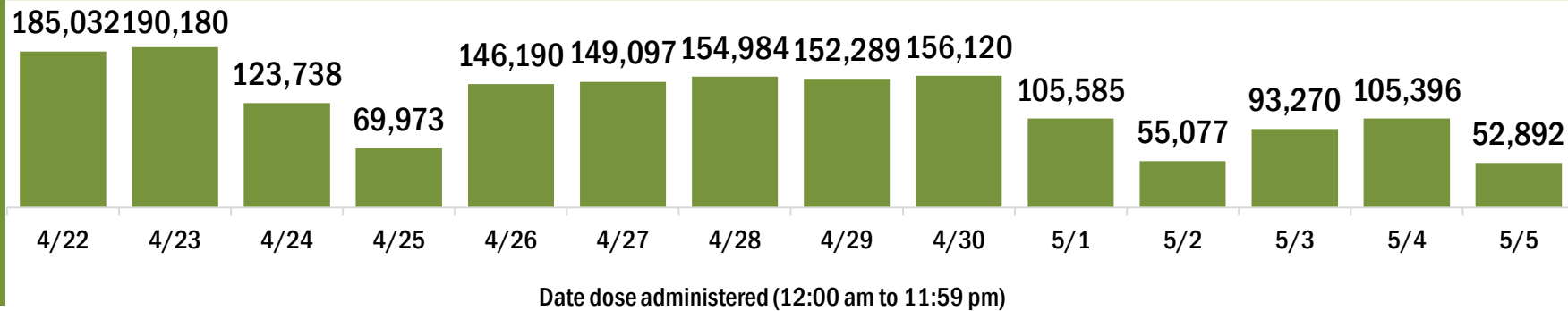
Total people vaccinated	9,101,152
First dose	2,437,366
Series completed	6,663,786
Completed 1-dose series	596,746
Completed 2-dose series	6,067,040

First dose: current number of people who have only received their first dose of the Moderna or Pfizer vaccine.

Series complete: current number of people who have received both Moderna or Pfizer vaccine doses or one Johnson & Johnson dose and are considered fully immunized.

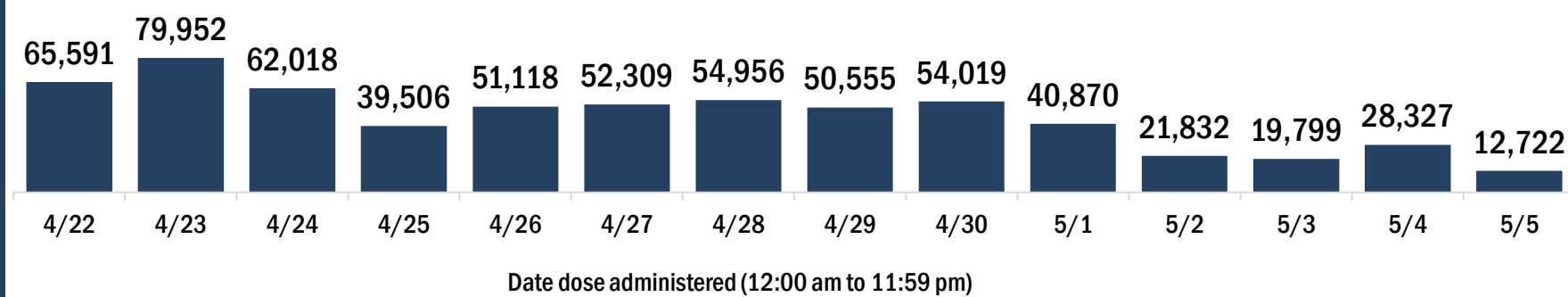
Demographic summary	First dose	Series complete	Total people vaccinated
Age group	2,437,366	6,663,786	9,101,152
16-24 years	291,594	250,640	542,234
25-34 years	343,833	425,883	769,716
35-44 years	372,951	612,202	985,153
45-54 years	386,814	893,871	1,280,685
55-64 years	422,194	1,379,695	1,801,889
65-74 years	343,428	1,762,419	2,105,847
75-84 years	196,044	1,006,273	1,202,317
85+ years	80,508	332,803	413,311
Race	2,437,366	6,663,786	9,101,152
White	1,506,292	4,569,206	6,075,498
Black	191,593	440,739	632,332
American Indian/Alaskan	10,829	22,551	33,380
Other	293,073	689,895	982,968
Unknown	435,579	941,395	1,376,974
Other race includes Asian, native Hawaiian/Pacific Islander, or other.			
Ethnicity	2,437,366	6,663,786	9,101,152
Hispanic	539,668	957,499	1,497,167
Non-Hispanic	1,038,236	3,575,896	4,614,132
Unknown	859,462	2,130,391	2,989,853
Gender	2,437,366	6,663,786	9,101,152
Female	1,266,643	3,726,386	4,993,029
Male	1,158,247	2,927,362	4,085,609
Unknown	12,476	10,038	22,514

COVID-19 doses administered for the past 2 weeks

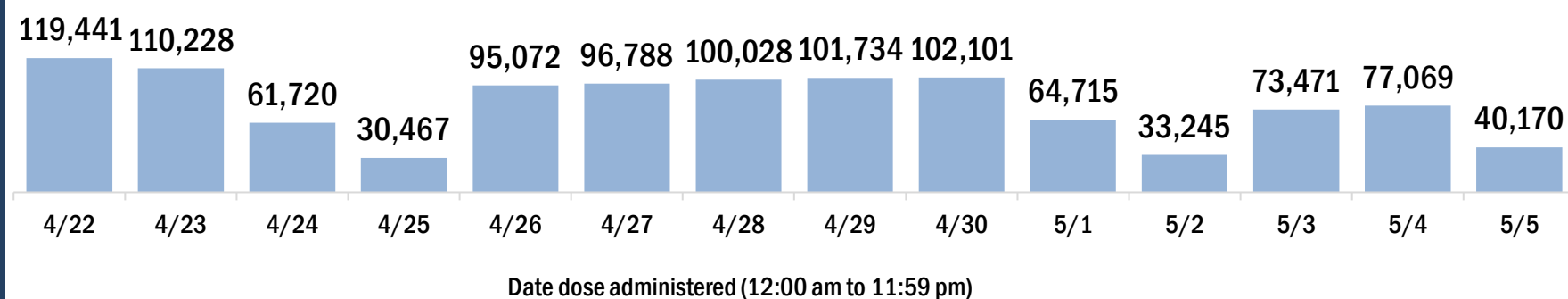


Persons vaccinated for COVID-19 for the past 2 weeks

Number of persons who received their first dose of a two-dose series of the COVID-19 vaccine



Number of persons who completed the COVID-19 vaccine series



COVID-19: vaccine summary

Vaccination data through May 5, 2021 as of May 6, 2021 at 12:18 AM

Data in this report are provisional and subject to change.

This table summarizes the number of people who have received either their first dose or have completed the series for a COVID-19 vaccine. A person can only be counted in one category, first dose or series complete. Persons receiving Johnson & Johnson vaccines will always be counted in the series completed column (see previous page for additional information).

County of residence	Yesterday (May 5)			Cumulative		
	First dose	Series complete	Total people vaccinated	First dose	Series complete	Total people vaccinated
Alachua	41	95	136	31,252	87,674	118,926
Baker	10	20	30	1,827	4,162	5,989
Bay	116	184	300	11,779	40,184	51,963
Bradford	2	80	82	2,278	4,417	6,695
Brevard	93	726	819	67,148	182,090	249,238
Broward	1,117	3,104	4,221	242,032	609,511	851,543
Calhoun	13	15	28	823	2,347	3,170
Charlotte	54	177	231	26,577	78,404	104,981
Citrus	65	581	646	11,834	49,000	60,834
Clay	73	254	327	12,758	51,437	64,195
Collier	131	153	284	47,720	144,877	192,597
Columbia	30	102	132	3,145	13,076	16,221
Dade	2,802	8,390	11,192	397,524	887,225	1,284,749
Desoto	31	33	64	4,679	7,441	12,120
Dixie	5	13	18	1,028	2,777	3,805
Duval	441	1,423	1,864	70,956	261,812	332,768
Escambia	70	387	457	24,225	74,871	99,096
Flagler	55	91	146	12,094	40,340	52,434
Franklin	7	23	30	809	3,240	4,049
Gadsden	54	156	210	3,599	13,363	16,962
Gilchrist	8	26	34	788	3,117	3,905
Glades	1	2	3	739	2,255	2,994
Gulf	3	21	24	1,152	3,557	4,709
Hamilton	14	63	77	877	2,407	3,284
Hardee	55	60	115	2,188	4,580	6,768
Hendry	17	18	35	3,514	8,267	11,781
Hernando	80	224	304	16,622	52,258	68,880
Highlands	54	67	121	13,106	29,456	42,562
Hillsborough	936	4,496	5,432	167,636	393,873	561,509
Holmes	5	5	10	1,120	3,057	4,177
Indian River	47	173	220	23,454	58,808	82,262
Jackson	19	202	221	3,754	9,682	13,436
Jefferson	6	2	8	1,115	3,977	5,092
Lafayette	1	8	9	670	1,466	2,136
Lake	132	364	496	35,039	133,167	168,206
Lee	409	1,004	1,413	81,250	249,760	331,010
Leon	104	413	517	25,109	89,280	114,389
Levy	10	72	82	2,282	8,934	11,216
Liberty	15	18	33	725	1,275	2,000
Madison	3	67	70	1,520	4,109	5,629
Manatee	108	350	458	42,881	129,890	172,771
Marion	102	222	324	30,580	105,048	135,628
Martin	48	82	130	19,566	57,176	76,742
Monroe	11	27	38	11,501	25,949	37,450
Nassau	36	37	73	4,731	29,436	34,167
Okaloosa	61	669	730	13,894	47,816	61,710
Okeechobee	17	23	40	3,470	8,581	12,051
Orange	583	3,215	3,798	152,633	405,929	558,562
Osceola	400	756	1,156	42,249	99,361	141,610
Out-Of-State	204	260	464	83,261	131,910	215,171
Palm Beach	1,813	2,374	4,187	180,498	487,540	668,038
Pasco	283	987	1,270	54,599	152,050	206,649
Pinellas	457	2,187	2,644	97,759	336,381	434,140
Polk	386	1,209	1,595	73,612	171,616	245,228
Putnam	34	69	103	5,382	13,398	18,780
Santa Rosa	92	492	584	14,836	43,789	58,625
Sarasota	261	1,411	1,672	58,441	182,171	240,612
Seminole	95	389	484	44,971	137,462	182,433
St. Johns	43	332	375	20,609	106,578	127,187
St. Lucie	143	276	419	35,942	87,390	123,332
Sumter	65	109	174	12,054	71,763	83,817
Suwannee	5	14	19	2,001	8,183	10,184
Taylor	4	39	43	1,680	3,978	5,658
Union	2	280	282	2,392	2,255	4,647
Unknown	26	47	73	3,348	5,339	8,687
Volusia	242	692	934	56,943	161,785	218,728
Wakulla	12	62	74	2,975	7,888	10,863
Walton	55	241	296	6,465	17,454	23,919
Washington	5	7	12	1,346	4,137	5,483
Total	12,722	40,170	52,892	2,437,366	6,663,786	9,101,152