

COVID-19: vaccine summary

Vaccination data through May 4, 2021 as of May 5, 2021 at 12:05 AM

Data in this report are provisional and subject to change.

Data in this summary pertain to COVID-19 vaccines approved by the U.S. Food and Drug Administration and have been issued an Emergency Use Authorization (Janssen COVID-19 Vaccine, Moderna COVID-19 Vaccine and Pfizer-BioNTech COVID-19 Vaccine). These data summarize the number of people who have received either their first dose or have completed the series for a COVID-19 vaccine. **A person can only be counted in one category, first dose or series complete.** For persons receiving Moderna or Pfizer vaccines, once they receive their second dose, they are moved from the first dose column to the series completed column. **Because of this, the total first dose category may show a change from report to report not matching the total receiving their first dose from the previous day.** Persons receiving Johnson & Johnson vaccines will always be counted in the series completed column.

COVID-19 doses for vaccinated persons in Florida

Doses 14,981,650

People receiving one dose of a 1-dose series (Johnson & Johnson) or receiving only one dose of a 2-dose series (Moderna, Pfizer) count once. Persons receiving both doses of a 2-dose series count twice.

Current status of persons vaccinated for COVID-19 in Florida

Total people vaccinated 9,037,042

First dose 2,503,976

Series completed 6,533,066

Completed 1-dose series 588,458

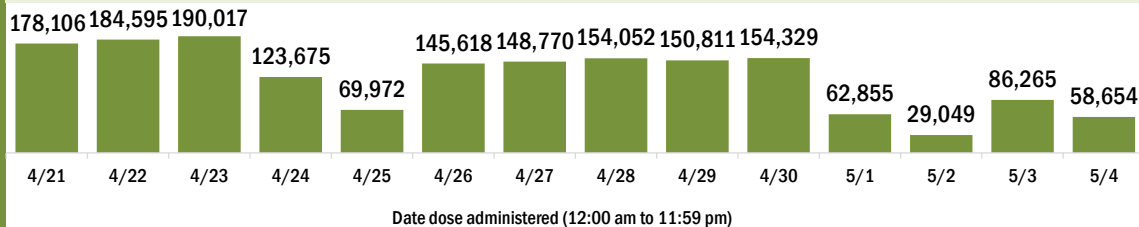
Completed 2-dose series 5,944,608

First dose: current number of people who have only received their first dose of the Moderna or Pfizer vaccine.

Series complete: current number of people who have received both Moderna or Pfizer vaccine doses or one Johnson & Johnson dose and are considered fully immunized.

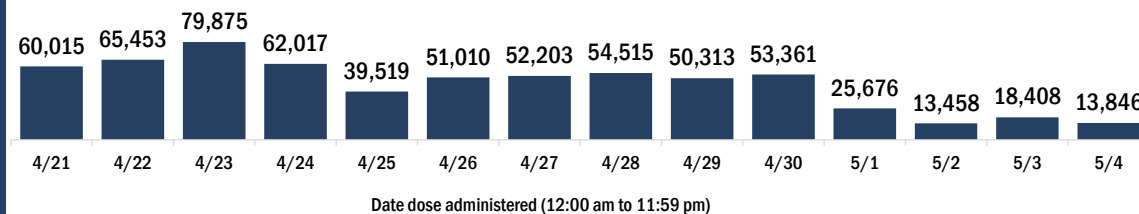
Demographic summary	First dose	Series complete	Total people vaccinated
Age group	2,503,976	6,533,066	9,037,042
16-24 years	301,699	230,889	532,588
25-34 years	357,362	401,626	758,988
35-44 years	386,979	586,179	973,158
45-54 years	398,680	869,667	1,268,347
55-64 years	433,471	1,357,056	1,790,527
65-74 years	346,745	1,754,079	2,100,824
75-84 years	197,909	1,002,229	1,200,138
85+ years	81,131	331,341	412,472
Race	2,503,976	6,533,066	9,037,042
White	1,551,121	4,484,909	6,036,030
Black	195,455	431,320	626,775
American Indian/Alaskan	11,045	22,023	33,068
Other	301,269	671,636	972,905
Unknown	445,086	923,178	1,368,264
Other race includes Asian, native Hawaiian/Pacific Islander, or other.			
Ethnicity	2,503,976	6,533,066	9,037,042
Hispanic	549,336	925,722	1,475,058
Non-Hispanic	1,074,410	3,514,113	4,588,523
Unknown	880,230	2,093,231	2,973,461
Gender	2,503,976	6,533,066	9,037,042
Female	1,301,560	3,659,425	4,960,985
Male	1,189,886	2,863,703	4,053,589
Unknown	12,530	9,938	22,468

COVID-19 doses administered for the past 2 weeks

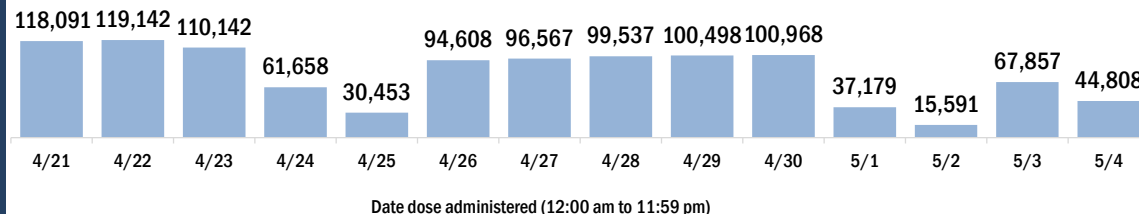


Persons vaccinated for COVID-19 for the past 2 weeks

Number of persons who received their first dose of a two-dose series of the COVID-19 vaccine



Number of persons who completed the COVID-19 vaccine series



COVID-19: vaccine summary

Vaccination data through May 4, 2021 as of May 5, 2021 at 12:05 AM

Data in this report are provisional and subject to change.

This table summarizes the number of people who have received either their first dose or have completed the series for a COVID-19 vaccine. A person can only be counted in one category, first dose or series complete. Persons receiving Johnson & Johnson vaccines will always be counted in the series completed column (see previous page for additional information).

County of residence	Yesterday (May 4)			Cumulative		
	First dose	Series complete	Total people vaccinated	First dose	Series complete	Total people vaccinated
Alachua	54	137	191	32,124	86,248	118,372
Baker	6	4	10	1,839	4,119	5,958
Bay	82	177	259	12,101	39,645	51,746
Bradford	13	37	50	2,383	4,297	6,680
Brevard	124	696	820	70,073	177,450	247,523
Broward	1,167	3,693	4,860	247,663	596,652	844,315
Calhoun	0	1	1	830	2,329	3,159
Charlotte	95	188	283	27,535	77,008	104,543
Citrus	59	175	234	12,499	48,087	60,586
Clay	81	333	414	13,238	50,630	63,868
Collier	170	359	529	49,621	141,972	191,593
Columbia	47	199	246	3,241	12,889	16,130
Dade	3,097	8,755	11,852	403,431	866,526	1,269,957
Desoto	86	41	127	4,690	7,366	12,056
Dixie	6	9	15	1,038	2,756	3,794
Duval	628	1,372	2,000	73,156	257,943	331,099
Escambia	111	474	585	24,837	73,867	98,704
Flagler	41	501	542	12,388	39,792	52,180
Franklin	12	26	38	796	3,216	4,012
Gadsden	36	74	110	3,721	13,147	16,868
Gilchrist	1	7	8	800	3,072	3,872
Glades	4	3	7	746	2,247	2,993
Gulf	7	16	23	1,168	3,535	4,703
Hamilton	4	0	4	920	2,336	3,256
Hardee	15	133	148	2,173	4,491	6,664
Hendry	19	5	24	3,542	8,203	11,745
Hernando	97	161	258	16,976	51,552	68,528
Highlands	45	99	144	13,208	29,204	42,412
Hillsborough	965	2,993	3,958	173,016	384,525	557,541
Holmes	3	0	3	1,125	3,043	4,168
Indian River	44	249	293	23,835	57,701	81,536
Jackson	21	76	97	3,956	9,455	13,411
Jefferson	10	28	38	1,124	3,959	5,083
Lafayette	2	25	27	672	1,455	2,127
Lake	299	568	867	35,776	131,544	167,320
Lee	381	1,238	1,619	83,725	244,874	328,599
Leon	98	870	968	26,259	87,751	114,010
Levy	10	28	38	2,343	8,788	11,131
Liberty	0	1	1	728	1,256	1,984
Madison	11	5	16	1,573	4,033	5,606
Manatee	88	350	438	43,639	128,362	172,001
Marion	238	318	556	31,117	103,900	135,017
Martin	196	216	412	19,976	56,429	76,405
Monroe	7	44	51	11,678	25,607	37,285
Nassau	27	47	74	4,992	29,050	34,042
Okaloosa	263	55	318	15,049	46,423	61,472
Okeechobee	18	29	47	3,479	8,455	11,934
Orange	951	3,284	4,235	157,916	396,808	554,724
Osceola	368	1,505	1,873	43,035	97,312	140,347
Out-Of-State	262	640	902	84,459	128,733	213,192
Palm Beach	841	4,054	4,895	185,540	477,366	662,906
Pasco	155	1,270	1,425	56,500	148,839	205,339
Pinellas	396	2,607	3,003	101,256	330,327	431,583
Polk	355	1,361	1,716	75,063	168,212	243,275
Putnam	31	31	62	5,425	13,246	18,671
Santa Rosa	195	547	742	15,493	42,829	58,322
Sarasota	355	1,555	1,910	60,243	179,377	239,620
Seminole	109	377	486	47,834	133,592	181,426
St. Johns	77	236	313	21,510	105,045	126,555
St. Lucie	244	550	794	36,949	85,715	122,664
Sumter	52	114	166	12,534	71,342	83,876
Suwannee	37	89	126	2,030	8,121	10,151
Taylor	3	6	9	1,735	3,907	5,642
Union	15	38	53	2,675	1,970	4,645
Unknown	20	122	142	3,380	5,235	8,615
Volusia	562	1,568	2,130	58,423	158,976	217,399
Wakulla	4	18	22	3,066	7,778	10,844
Walton	22	16	38	6,736	17,059	23,795
Washington	4	5	9	1,375	4,088	5,463
Total	13,846	44,808	58,654	2,503,976	6,533,066	9,037,042