

COVID-19: vaccine summary

Vaccination data through Apr 29, 2021 as of Apr 30, 2021 at 12:05 AM

Data in this report are provisional and subject to change.

Data in this summary pertain to COVID-19 vaccines approved by the U.S. Food and Drug Administration and have been issued an Emergency Use Authorization (Janssen COVID-19 Vaccine, Moderna COVID-19 Vaccine and Pfizer-BioNTech COVID-19 Vaccine). These data summarize the number of people who have received either their first dose or have completed the series for a COVID-19 vaccine. **A person can only be counted in one category, first dose or series complete.** For persons receiving Moderna or Pfizer vaccines, once they receive their second dose, they are moved from the first dose column to the series completed column. **Because of this, the total first dose category may show a change from report to report not matching the total receiving their first dose from the previous day.** Persons receiving Johnson & Johnson vaccines will always be counted in the series completed column.

COVID-19 doses for vaccinated persons in Florida

Doses 14,443,458

People receiving one dose of a 1-dose series (Johnson & Johnson) or receiving only one dose of a 2-dose series (Moderna, Pfizer) count once. Persons receiving both doses of a 2-dose series count twice.

Current status of persons vaccinated for COVID-19 in Florida

Total people vaccinated 8,808,680

First dose 2,625,579

Series completed 6,183,101

Completed 1-dose series 548,323

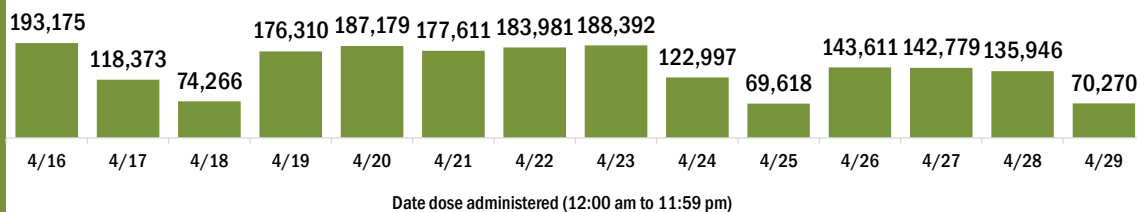
Completed 2-dose series 5,634,778

First dose: current number of people who have only received their first dose of the Moderna or Pfizer vaccine.

Series complete: current number of people who have received both Moderna or Pfizer vaccine doses or one Johnson & Johnson dose and are considered fully immunized.

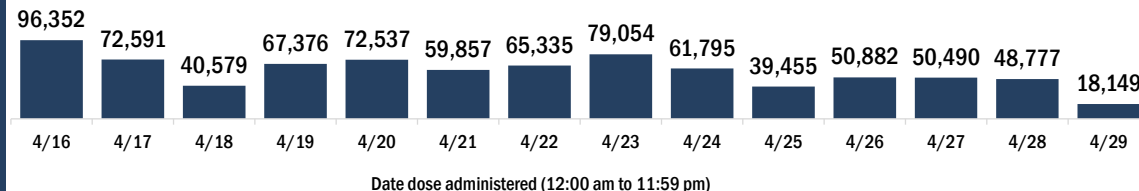
Demographic summary	First dose	Series complete	Total people vaccinated
Age group	2,625,579	6,183,101	8,808,680
16-24 years	313,488	182,872	496,360
25-34 years	373,387	347,987	721,374
35-44 years	411,707	519,632	931,339
45-54 years	427,282	798,088	1,225,370
55-64 years	460,816	1,288,475	1,749,291
65-74 years	354,127	1,728,670	2,082,797
75-84 years	202,156	990,191	1,192,347
85+ years	82,616	327,186	409,802
Race	2,625,579	6,183,101	8,808,680
White	1,649,255	4,253,847	5,903,102
Black	201,418	405,792	607,210
American Indian/Alaskan	11,197	20,877	32,074
Other	313,036	631,312	944,348
Unknown	450,673	871,273	1,321,946
Other race includes Asian, native Hawaiian/Pacific Islander, or other.			
Ethnicity	2,625,579	6,183,101	8,808,680
Hispanic	564,360	851,692	1,416,052
Non-Hispanic	1,161,399	3,341,236	4,502,635
Unknown	899,820	1,990,173	2,889,993
Gender	2,625,579	6,183,101	8,808,680
Female	1,366,535	3,481,847	4,848,382
Male	1,246,215	2,692,024	3,938,239
Unknown	12,829	9,230	22,059

COVID-19 doses administered for the past 2 weeks

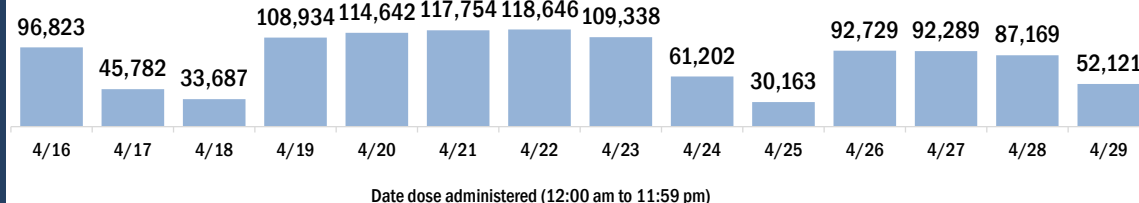


Persons vaccinated for COVID-19 for the past 2 weeks

Number of persons who received their first dose of a two-dose series of the COVID-19 vaccine



Number of persons who completed the COVID-19 vaccine series



COVID-19: vaccine summary

Vaccination data through Apr 29, 2021 as of Apr 30, 2021 at 12:05 AM

Data in this report are provisional and subject to change.

This table summarizes the number of people who have received either their first dose or have completed the series for a COVID-19 vaccine. A person can only be counted in one category, first dose or series complete. Persons receiving Johnson & Johnson vaccines will always be counted in the series completed column (see previous page for additional information).

County of residence	Yesterday (Apr 29)			Cumulative		
	First dose	Series complete	Total people vaccinated	First dose	Series complete	Total people vaccinated
Alachua	74	266	340	29,410	81,366	110,776
Baker	7	22	29	1,961	3,889	5,850
Bay	123	174	297	12,594	38,286	50,880
Bradford	19	35	54	2,431	4,144	6,575
Brevard	304	1,421	1,725	73,524	168,438	241,962
Broward	1,559	3,080	4,639	263,230	553,167	816,397
Calhoun	30	82	112	833	2,321	3,154
Charlotte	125	256	381	28,909	74,255	103,164
Citrus	82	293	375	13,745	45,943	59,688
Clay	102	504	606	14,283	48,405	62,688
Collier	255	377	632	52,296	135,704	188,000
Columbia	19	54	73	3,428	12,492	15,920
Dade	4,209	7,500	11,709	408,372	816,895	1,225,267
Desoto	18	226	244	4,623	7,140	11,763
Dixie	0	4	4	1,271	2,554	3,825
Duval	847	2,794	3,641	78,187	246,458	324,645
Escambia	136	1,008	1,144	26,301	70,733	97,034
Flagler	35	155	190	13,738	37,742	51,480
Franklin	1	4	5	867	3,116	3,983
Gadsden	45	30	75	3,977	12,548	16,525
Gilchrist	9	3	12	822	3,013	3,835
Glades	1	3	4	799	2,173	2,972
Gulf	2	1	3	1,194	3,451	4,645
Hamilton	3	8	11	927	2,307	3,234
Hardee	11	83	94	1,765	3,986	5,751
Hendry	31	131	162	3,748	7,716	11,464
Hernando	136	559	695	17,667	49,585	67,252
Highlands	46	107	153	13,729	27,502	41,231
Hillsborough	1,241	4,742	5,983	177,755	365,832	543,587
Holmes	14	20	34	1,187	2,912	4,099
Indian River	163	675	838	24,683	55,854	80,537
Jackson	62	94	156	4,109	9,178	13,287
Jefferson	5	6	11	1,210	3,799	5,009
Lafayette	1	2	3	707	1,390	2,097
Lake	272	822	1,094	37,806	126,092	163,898
Lee	555	1,522	2,077	91,969	230,085	322,054
Leon	105	640	745	29,397	82,983	112,380
Levy	69	46	115	2,500	8,452	10,952
Liberty	3	5	8	725	1,252	1,977
Madison	1	7	8	1,554	3,998	5,552
Manatee	154	562	716	46,454	122,368	168,822
Marion	143	1,406	1,549	32,343	99,844	132,187
Martin	130	243	373	21,288	53,534	74,822
Monroe	124	273	397	11,684	24,650	36,334
Nassau	35	82	117	5,592	28,020	33,612
Okaloosa	81	644	725	15,404	44,399	59,803
Okeechobee	21	369	390	3,501	8,214	11,715
Orange	1,482	4,543	6,025	164,927	371,834	536,761
Osceola	508	1,643	2,151	45,269	90,167	135,436
Out-Of-State	361	789	1,150	85,752	122,640	208,392
Palm Beach	826	2,252	3,078	198,976	449,170	648,146
Pasco	301	1,061	1,362	60,422	141,009	201,431
Pinellas	712	2,761	3,473	108,908	315,371	424,279
Polk	781	2,011	2,792	75,685	160,833	236,518
Putnam	16	25	41	5,537	12,843	18,380
Santa Rosa	159	507	666	17,281	39,872	57,153
Sarasota	278	1,558	1,836	64,357	171,303	235,660
Seminole	243	718	961	53,124	123,533	176,657
St. Johns	123	625	748	24,539	100,174	124,713
St. Lucie	259	511	770	39,181	80,315	119,496
Sumter	45	93	138	12,741	70,433	83,174
Suwannee	20	64	84	2,179	7,822	10,001
Taylor	7	20	27	1,801	3,800	5,601
Union	5	79	84	2,707	1,890	4,597
Unknown	14	43	57	3,484	4,777	8,261
Volusia	462	1,212	1,674	62,500	149,424	211,924
Wakulla	11	18	29	3,318	7,396	10,714
Walton	117	243	360	6,877	16,452	23,329
Washington	11	5	16	1,515	3,858	5,373
Total	18,149	52,121	70,270	2,625,579	6,183,101	8,808,680