

COVID-19: vaccine summary

Vaccination data through Apr 27, 2021 as of Apr 28, 2021 at 12:05 AM

Data in this report are provisional and subject to change.

Data in this summary pertain to COVID-19 vaccines approved by the U.S. Food and Drug Administration and have been issued an Emergency Use Authorization (Janssen COVID-19 Vaccine, Moderna COVID-19 Vaccine and Pfizer-BioNTech COVID-19 Vaccine). These data summarize the number of people who have received either their first dose or have completed the series for a COVID-19 vaccine. **A person can only be counted in one category, first dose or series complete.** For persons receiving Moderna or Pfizer vaccines, once they receive their second dose, they are moved from the first dose column to the series completed column. **Because of this, the total first dose category may show a change from report to report not matching the total receiving their first dose from the previous day.** Persons receiving Johnson & Johnson vaccines will always be counted in the series completed column.

COVID-19 doses for vaccinated persons in Florida

Doses 14,131,569

People receiving one dose of a 1-dose series (Johnson & Johnson) or receiving only one dose of a 2-dose series (Moderna, Pfizer) count once. Persons receiving both doses of a 2-dose series count twice.

Current status of persons vaccinated for COVID-19 in Florida

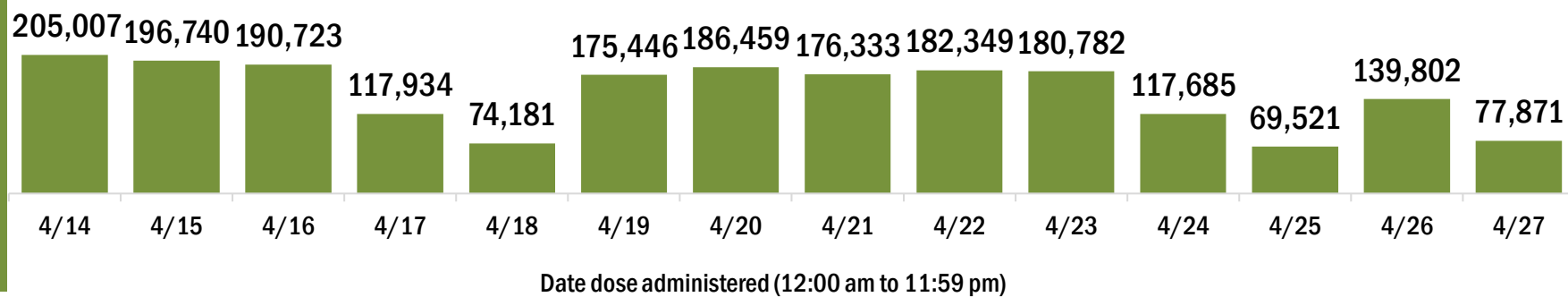
Total people vaccinated	8,684,024
First dose	2,698,487
Series completed	5,985,537
Completed 1-dose series	537,992
Completed 2-dose series	5,447,545

First dose: current number of people who have only received their first dose of the Moderna or Pfizer vaccine.

Series complete: current number of people who have received both Moderna or Pfizer vaccine doses or one Johnson & Johnson dose and are considered fully immunized.

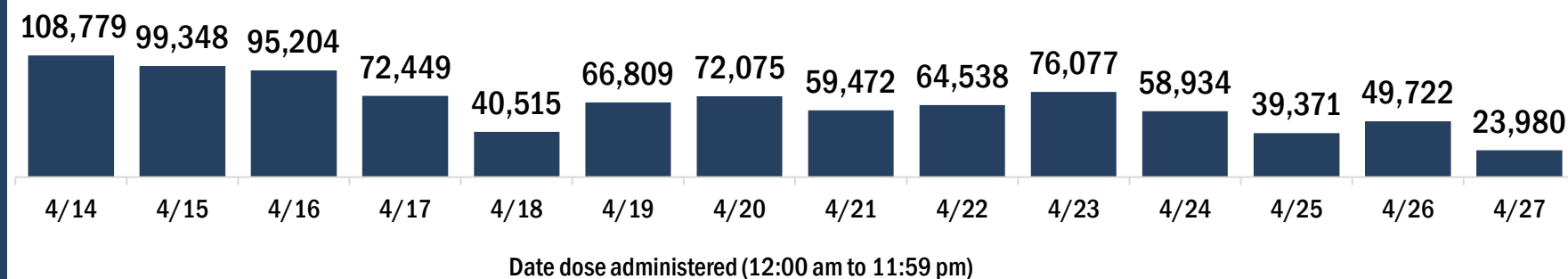
Demographic summary	First dose	Series complete	Total people vaccinated
Age group	2,698,487	5,985,537	8,684,024
16-24 years	318,514	159,586	478,100
25-34 years	377,499	323,394	700,893
35-44 years	424,865	483,775	908,640
45-54 years	446,776	754,813	1,201,589
55-64 years	482,131	1,243,825	1,725,956
65-74 years	359,570	1,713,159	2,072,729
75-84 years	205,446	982,402	1,187,848
85+ years	83,686	324,583	408,269
Race	2,698,487	5,985,537	8,684,024
White	1,703,962	4,121,414	5,825,376
Black	202,643	392,082	594,725
American Indian/Alaskan	11,326	20,169	31,495
Other	319,513	608,482	927,995
Unknown	461,043	843,390	1,304,433
Other race includes Asian, native Hawaiian/Pacific Islander, or other.			
Ethnicity	2,698,487	5,985,537	8,684,024
Hispanic	567,962	814,089	1,382,051
Non-Hispanic	1,212,398	3,236,163	4,448,561
Unknown	918,127	1,935,285	2,853,412
Gender	2,698,487	5,985,537	8,684,024
Female	1,409,014	3,378,400	4,787,414
Male	1,276,447	2,598,436	3,874,883
Unknown	13,026	8,701	21,727

COVID-19 doses administered for the past 2 weeks

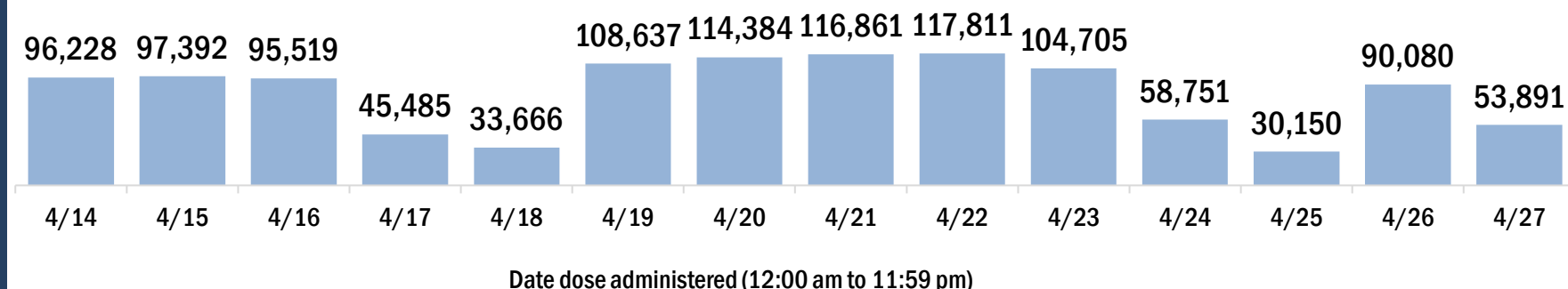


Persons vaccinated for COVID-19 for the past 2 weeks

Number of persons who received their first dose of a two-dose series of the COVID-19 vaccine



Number of persons who completed the COVID-19 vaccine series



COVID-19: vaccine summary

Vaccination data through Apr 27, 2021 as of Apr 28, 2021 at 12:05 AM

Data in this report are provisional and subject to change.

This table summarizes the number of people who have received either their first dose or have completed the series for a COVID-19 vaccine. A person can only be counted in one category, first dose or series complete. Persons receiving Johnson & Johnson vaccines will always be counted in the series completed column (see previous page for additional information).

County of residence	Yesterday (Apr 27)			Cumulative		
	First dose	Series complete	Total people vaccinated	First dose	Series complete	Total people vaccinated
Alachua	75	237	312	30,522	78,573	109,095
Baker	6	17	23	2,049	3,766	5,815
Bay	112	137	249	13,093	37,320	50,413
Bradford	11	37	48	2,466	4,061	6,527
Brevard	422	687	1,109	76,917	161,824	238,741
Broward	3,218	3,651	6,869	269,327	536,046	805,373
Calhoun	2	3	5	471	2,235	2,706
Charlotte	247	492	739	30,851	70,973	101,824
Citrus	142	105	247	14,621	44,620	59,241
Clay	154	595	749	15,207	46,900	62,107
Collier	416	337	753	54,109	131,925	186,034
Columbia	70	376	446	3,583	12,217	15,800
Dade	4,409	8,785	13,194	408,760	793,088	1,201,848
Desoto	81	223	304	4,234	6,823	11,057
Dixie	3	9	12	1,324	2,490	3,814
Duval	727	3,384	4,111	82,610	238,507	321,117
Escambia	291	545	836	27,667	68,535	96,202
Flagler	106	303	409	14,229	36,785	51,014
Franklin	5	29	34	889	3,070	3,959
Gadsden	58	59	117	3,936	12,368	16,304
Gilchrist	18	2	20	841	2,935	3,776
Glades	6	3	9	803	2,161	2,964
Gulf	27	20	47	1,198	3,416	4,614
Hamilton	3	9	12	996	2,202	3,198
Hardee	12	32	44	1,761	3,846	5,607
Hendry	30	141	171	3,839	7,502	11,341
Hernando	110	166	276	18,281	48,315	66,596
Highlands	36	95	131	13,881	27,127	41,008
Hillsborough	1,570	5,574	7,144	183,445	352,520	535,965
Holmes	5	1	6	1,187	2,878	4,065
Indian River	110	621	731	24,320	53,413	77,733
Jackson	12	92	104	4,143	8,994	13,137
Jefferson	24	9	33	1,259	3,730	4,989
Lafayette	0	2	2	724	1,363	2,087
Lake	234	681	915	40,262	121,334	161,596
Lee	625	1,410	2,035	95,449	222,501	317,950
Leon	328	1,334	1,662	30,674	80,627	111,301
Levy	37	33	70	2,546	8,241	10,787
Liberty	0	1	1	301	1,201	1,502
Madison	23	41	64	1,602	3,920	5,522
Manatee	138	1,485	1,623	48,893	118,174	167,067
Marion	219	285	504	34,374	96,630	131,004
Martin	221	156	377	21,793	52,374	74,167
Monroe	108	131	239	11,993	23,495	35,488
Nassau	51	98	149	6,074	27,330	33,404
Okaloosa	75	858	933	16,312	42,923	59,235
Okeechobee	118	94	212	3,818	7,758	11,576
Orange	1,849	3,407	5,256	169,328	357,644	526,972
Osceola	699	1,389	2,088	46,022	86,345	132,367
Out-Of-State	424	616	1,040	86,249	119,078	205,327
Palm Beach	2,192	2,274	4,466	203,991	435,571	639,562
Pasco	317	1,225	1,542	62,724	136,345	199,069
Pinellas	772	3,872	4,644	113,397	306,423	419,820
Polk	689	1,247	1,936	76,339	155,697	232,036
Putnam	61	117	178	5,543	12,659	18,202
Santa Rosa	196	692	888	18,208	38,399	56,607
Sarasota	353	1,478	1,831	67,757	166,178	233,935
Seminole	255	425	680	54,569	118,480	173,049
St. Johns	78	600	678	26,731	96,509	123,240
St. Lucie	351	484	835	39,977	77,491	117,468
Sumter	43	144	187	13,445	69,662	83,107
Suwannee	53	120	173	2,302	7,616	9,918
Taylor	2	14	16	1,587	3,582	5,169
Union	9	12	21	2,782	1,782	4,564
Unknown	29	39	68	3,526	4,662	8,188
Volusia	881	2,262	3,143	64,286	145,400	209,686
Wakulla	10	49	59	3,378	7,278	10,656
Walton	17	32	49	7,189	15,886	23,075
Washington	5	8	13	1,523	3,814	5,337
Total	23,980	53,891	77,871	2,698,487	5,985,537	8,684,024