

COVID-19: vaccine summary

Vaccination data through Apr 24, 2021 as of Apr 25, 2021 at 12:05 AM

Data in this report are provisional and subject to change.

Data in this summary pertain to COVID-19 vaccines approved by the U.S. Food and Drug Administration and have been issued an Emergency Use Authorization (Janssen COVID-19 Vaccine, Moderna COVID-19 Vaccine and Pfizer-BioNTech COVID-19 Vaccine). These data summarize the number of people who have received either their first dose or have completed the series for a COVID-19 vaccine. **A person can only be counted in one category, first dose or series complete.** For persons receiving Moderna or Pfizer vaccines, once they receive their second dose, they are moved from the first dose column to the series completed column. **Because of this, the total first dose category may show a change from report to report not matching the total receiving their first dose from the previous day.** Persons receiving Johnson & Johnson vaccines will always be counted in the series completed column.

COVID-19 doses for vaccinated persons in Florida

Doses 13,739,049

People receiving one dose of a 1-dose series (Johnson & Johnson) or receiving only one dose of a 2-dose series (Moderna, Pfizer) count once. Persons receiving both doses of a 2-dose series count twice.

Current status of persons vaccinated for COVID-19 in Florida

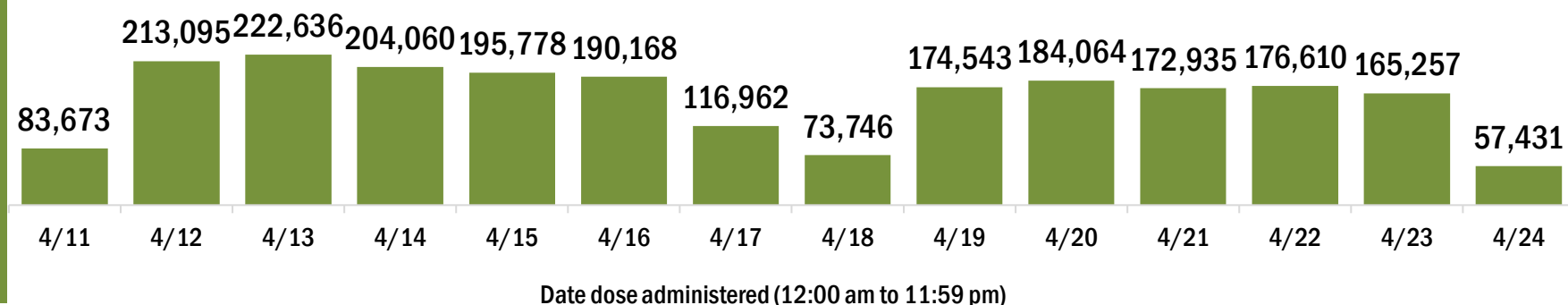
Total people vaccinated	8,512,825
First dose	2,754,663
Series completed	5,758,162
Completed 1-dose series	531,938
Completed 2-dose series	5,226,224

First dose: current number of people who have only received their first dose of the Moderna or Pfizer vaccine.

Series complete: current number of people who have received both Moderna or Pfizer vaccine doses or one Johnson & Johnson dose and are considered fully immunized.

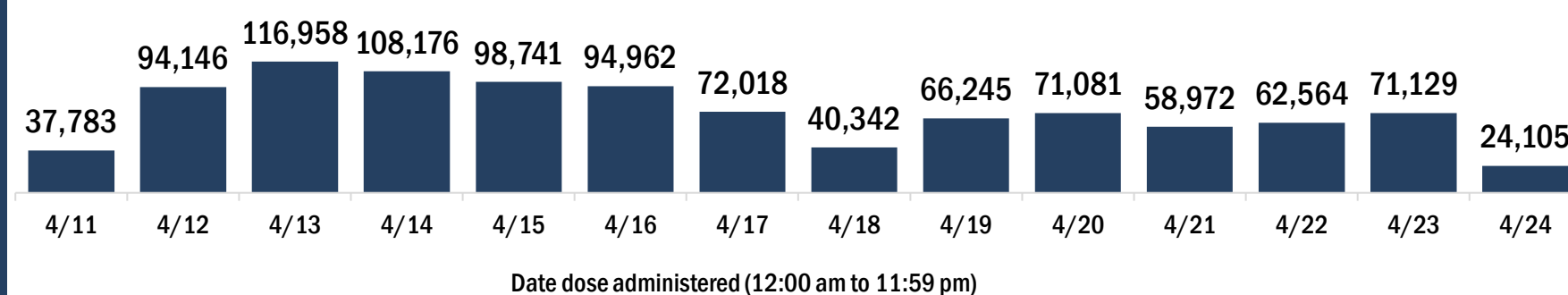
Demographic summary	First dose	Series complete	Total people vaccinated
Age group	2,754,663	5,758,162	8,512,825
16-24 years	313,709	139,513	453,222
25-34 years	374,440	298,201	672,641
35-44 years	435,408	441,635	877,043
45-54 years	468,767	699,346	1,168,113
55-64 years	505,114	1,188,934	1,694,048
65-74 years	364,286	1,695,145	2,059,431
75-84 years	208,512	973,437	1,181,949
85+ years	84,427	321,951	406,378
Race	2,754,663	5,758,162	8,512,825
White	1,760,505	3,960,628	5,721,133
Black	204,185	376,589	580,774
American Indian/Alaskan	11,419	19,423	30,842
Other	321,658	581,778	903,436
Unknown	456,896	819,744	1,276,640
Other race includes Asian, native Hawaiian/Pacific Islander, or other.			
Ethnicity	2,754,663	5,758,162	8,512,825
Hispanic	561,332	770,115	1,331,447
Non-Hispanic	1,273,163	3,107,476	4,380,639
Unknown	920,168	1,880,571	2,800,739
Gender	2,754,663	5,758,162	8,512,825
Female	1,442,779	3,259,838	4,702,617
Male	1,298,553	2,490,062	3,788,615
Unknown	13,331	8,262	21,593

COVID-19 doses administered for the past 2 weeks

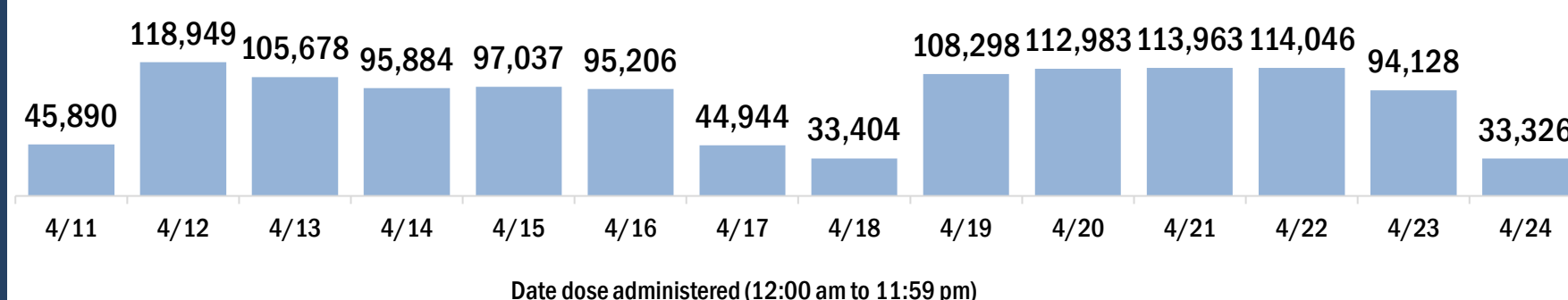


Persons vaccinated for COVID-19 for the past 2 weeks

Number of persons who received their first dose of a two-dose series of the COVID-19 vaccine



Number of persons who completed the COVID-19 vaccine series



COVID-19: vaccine summary

Vaccination data through Apr 24, 2021 as of Apr 25, 2021 at 12:05 AM

Data in this report are provisional and subject to change.

This table summarizes the number of people who have received either their first dose or have completed the series for a COVID-19 vaccine. A person can only be counted in one category, first dose or series complete. Persons receiving Johnson & Johnson vaccines will always be counted in the series completed column (see previous page for additional information).

County of residence	Yesterday (Apr 24)			Cumulative		
	First dose	Series complete	Total people vaccinated	First dose	Series complete	Total people vaccinated
Alachua	205	203	408	31,619	76,635	108,254
Baker	7	7	14	2,078	3,703	5,781
Bay	59	67	126	13,066	36,642	49,708
Bradford	18	16	34	2,482	3,989	6,471
Brevard	196	419	615	78,649	156,572	235,221
Broward	3,037	2,164	5,201	272,388	513,799	786,187
Calhoun	1	0	1	460	2,228	2,688
Charlotte	119	42	161	31,336	69,584	100,920
Citrus	25	57	82	15,306	43,284	58,590
Clay	106	164	270	16,368	44,895	61,263
Collier	306	176	482	54,359	129,232	183,591
Columbia	21	27	48	3,528	11,746	15,274
Dade	5,972	7,718	13,690	405,070	760,881	1,165,951
Desoto	12	10	22	4,323	6,530	10,853
Dixie	2	2	4	1,453	2,304	3,757
Duval	838	1,844	2,682	89,318	227,479	316,797
Escambia	55	62	117	27,831	67,101	94,932
Flagler	133	158	291	14,677	35,451	50,128
Franklin	1	2	3	931	3,016	3,947
Gadsden	6	31	37	3,996	12,132	16,128
Gilchrist	3	2	5	882	2,854	3,736
Glades	6	7	13	826	2,106	2,932
Gulf	1	4	5	1,217	3,346	4,563
Hamilton	2	2	4	956	2,185	3,141
Hardee	7	13	20	1,802	3,748	5,550
Hendry	209	28	237	3,945	7,089	11,034
Hernando	144	90	234	18,356	47,355	65,711
Highlands	13	25	38	14,223	26,108	40,331
Hillsborough	1,636	3,468	5,104	191,213	333,669	524,882
Holmes	4	2	6	1,166	2,862	4,028
Indian River	53	25	78	25,451	50,808	76,259
Jackson	10	4	14	4,226	8,865	13,091
Jefferson	0	4	4	1,307	3,649	4,956
Lafayette	0	1	1	728	1,354	2,082
Lake	191	267	458	42,399	116,929	159,328
Lee	460	648	1,108	98,950	214,698	313,648
Leon	205	589	794	33,310	76,656	109,966
Levy	7	11	18	2,798	7,820	10,618
Liberty	1	1	2	305	1,195	1,500
Madison	1	3	4	1,574	3,863	5,437
Manatee	119	223	342	53,482	111,537	165,019
Marion	132	188	320	34,406	94,682	129,088
Martin	273	503	776	22,024	51,219	73,243
Monroe	307	59	366	10,845	22,644	33,489
Nassau	33	347	380	6,347	26,813	33,160
Okaloosa	52	33	85	17,182	41,243	58,425
Okeechobee	82	26	108	3,642	7,536	11,178
Orange	2,778	3,774	6,552	173,612	340,233	513,845
Osceola	617	1,012	1,629	46,520	81,760	128,280
Out-Of-State	382	461	843	85,867	114,897	200,764
Palm Beach	2,193	2,886	5,079	201,680	423,321	625,001
Pasco	249	427	676	65,777	130,178	195,955
Pinellas	653	1,704	2,357	117,538	295,796	413,334
Polk	436	478	914	75,902	150,946	226,848
Putnam	30	26	56	5,835	12,087	17,922
Santa Rosa	82	81	163	18,758	37,204	55,962
Sarasota	609	1,470	2,079	71,631	159,883	231,514
Seminole	322	462	784	56,791	112,661	169,452
St. Johns	83	232	315	29,100	92,920	122,020
St. Lucie	217	241	458	41,392	73,919	115,311
Sumter	35	52	87	13,650	69,016	82,666
Suwannee	12	13	25	2,401	7,421	9,822
Taylor	9	4	13	1,618	3,534	5,152
Union	0	5	5	2,788	1,754	4,542
Unknown	48	37	85	3,490	4,515	8,005
Volusia	259	187	446	65,147	139,711	204,858
Wakulla	5	20	25	3,508	7,080	10,588
Walton	14	10	24	7,299	15,539	22,838
Washington	1	3	4	1,559	3,751	5,310
Total	24,104	33,327	57,431	2,754,663	5,758,162	8,512,825