

# COVID-19: vaccine summary

Vaccination data through Apr 16, 2021 as of Apr 17, 2021 at 12:05 AM

Data in this report are provisional and subject to change.

Data in this summary pertain to COVID-19 vaccines approved by the U.S. Food and Drug Administration and have been issued an Emergency Use Authorization (Janssen COVID-19 Vaccine, Moderna COVID-19 Vaccine and Pfizer-BioNTech COVID-19 Vaccine). These data summarize the number of people who have received either their first dose or have completed the series for a COVID-19 vaccine. **A person can only be counted in one category, first dose or series complete.** For persons receiving Moderna or Pfizer vaccines, once they receive their second dose, they are moved from the first dose column to the series completed column. **Because of this, the total first dose category may show a change from report to report not matching the total receiving their first dose from the previous day.** Persons receiving Johnson & Johnson vaccines will always be counted in the series completed column.

## COVID-19 doses for vaccinated persons in Florida

**Doses** 12,420,182

People receiving one dose of a 1-dose series (Johnson & Johnson) or receiving only one dose of a 2-dose series (Moderna, Pfizer) count once. Persons receiving both doses of a 2-dose series count twice.

## Current status of persons vaccinated for COVID-19 in Florida

**Total people vaccinated** 7,934,016

First dose 2,921,684

Series completed 5,012,332

Completed 1-dose series 526,166

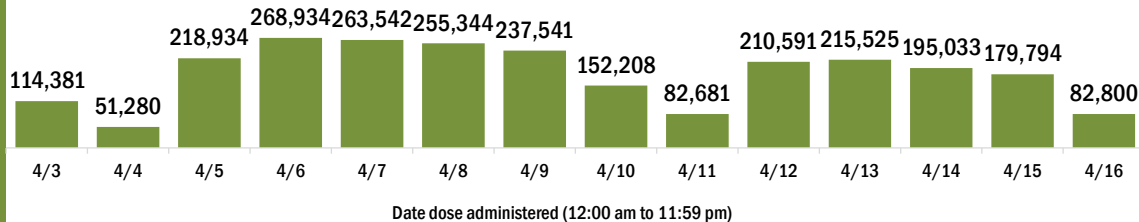
Completed 2-dose series 4,486,166

**First dose:** current number of people who have only received their first dose of the Moderna or Pfizer vaccine.

**Series complete:** current number of people who have received both Moderna or Pfizer vaccine doses or one Johnson & Johnson dose and are considered fully immunized.

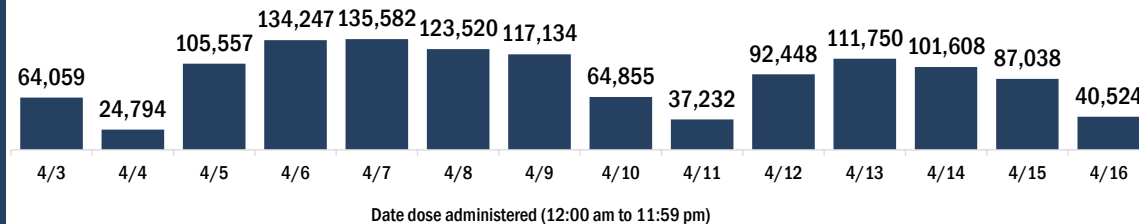
Demographic summary	First dose	Series complete	Total people vaccinated
<b>Age group</b>	2,921,684	5,012,332	7,934,016
16-24 years	245,939	115,786	361,725
25-34 years	312,240	260,597	572,837
35-44 years	420,196	351,622	771,818
45-54 years	552,707	507,002	1,059,709
55-64 years	675,734	910,412	1,586,146
65-74 years	397,308	1,620,336	2,017,644
75-84 years	227,810	936,054	1,163,864
85+ years	89,750	310,523	400,273
<b>Race</b>	2,921,684	5,012,332	7,934,016
American Indian/Alaskan	11,339	17,115	28,454
Black	200,363	330,227	530,590
Other	322,796	503,575	826,371
Unknown	509,637	687,063	1,196,700
White	1,877,549	3,474,352	5,351,901
<b>Other race</b> includes Asian, native Hawaiian/Pacific Islander, or other.			
<b>Ethnicity</b>	2,921,684	5,012,332	7,934,016
Hispanic	518,955	655,395	1,174,350
Non-Hispanic	1,391,682	2,727,994	4,119,676
Unknown	1,011,047	1,628,943	2,639,990
<b>Gender</b>	2,921,684	5,012,332	7,934,016
Female	1,552,873	2,860,609	4,413,482
Male	1,354,751	2,144,893	3,499,644
Unknown	14,060	6,830	20,890

## COVID-19 doses administered for the past 2 weeks

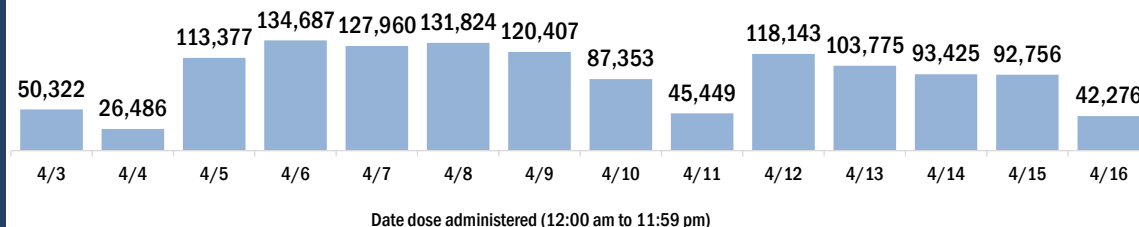


## Persons vaccinated for COVID-19 for the past 2 weeks

### Number of persons who received their first dose of a two-dose series of the COVID-19 vaccine



### Number of persons who completed the COVID-19 vaccine series



# COVID-19: vaccine summary

Vaccination data through Apr 16, 2021 as of Apr 17, 2021 at 12:05 AM

Data in this report are provisional and subject to change.

This table summarizes the number of people who have received either their first dose or have completed the series for a COVID-19 vaccine. A person can only be counted in one category, first dose or series complete. Persons receiving Johnson & Johnson vaccines will always be counted in the series completed column (see previous page for additional information).

County of residence	Yesterday (Apr 16)			Cumulative		
	First dose	Series complete	Total people vaccinated	First dose	Series complete	Total people vaccinated
Alachua	107	379	486	30,833	68,006	98,839
Baker	25	27	52	1,455	3,347	4,802
Bay	433	295	728	12,860	34,462	47,322
Bradford	10	130	140	1,836	3,664	5,500
Brevard	811	554	1,365	84,064	134,090	218,154
Broward	3,529	4,401	7,930	278,004	446,964	724,968
Calhoun	0	0	0	521	2,120	2,641
Charlotte	154	258	412	35,809	61,681	97,490
Citrus	118	715	833	18,515	38,124	56,639
Clay	285	529	814	18,780	39,526	58,306
Collier	326	242	568	59,493	113,648	173,141
Columbia	30	50	80	3,594	10,730	14,324
Dade	7,124	7,376	14,500	388,967	668,502	1,057,469
Desoto	48	20	68	4,109	5,719	9,828
Dixie	5	26	31	1,550	2,060	3,610
Duval	1,426	2,377	3,803	104,319	198,358	302,677
Escambia	552	361	913	29,473	60,201	89,674
Flagler	69	59	128	15,719	31,962	47,681
Franklin	15	34	49	736	2,843	3,579
Gadsden	62	138	200	4,472	11,031	15,503
Gilchrist	0	14	14	1,037	2,575	3,612
Glades	24	2	26	557	1,901	2,458
Gulf	16	34	50	824	3,134	3,958
Hamilton	2	20	22	792	2,077	2,869
Hardee	62	88	150	1,777	3,330	5,107
Hendry	224	14	238	3,943	6,218	10,161
Hernando	314	683	997	21,312	41,338	62,650
Highlands	149	333	482	15,153	24,074	39,227
Hillsborough	4,036	3,486	7,522	206,391	278,678	485,069
Holmes	10	7	17	1,269	2,658	3,927
Indian River	287	323	610	27,354	46,343	73,697
Jackson	26	11	37	4,441	8,264	12,705
Jefferson	33	12	45	1,149	3,256	4,405
Lafayette	0	3	3	441	1,261	1,702
Lake	216	312	528	50,156	101,695	151,851
Lee	715	2,103	2,818	113,700	183,611	297,311
Leon	264	610	874	37,639	66,608	104,247
Levy	16	30	46	3,368	6,765	10,133
Liberty	3	0	3	317	1,150	1,467
Madison	11	5	16	1,624	3,649	5,273
Manatee	335	736	1,071	61,354	96,284	157,638
Marion	221	1,086	1,307	38,815	83,712	122,527
Martin	156	129	285	24,206	44,990	69,196
Monroe	150	115	265	11,630	19,260	30,890
Nassau	50	157	207	8,143	23,720	31,863
Okaloosa	245	34	279	17,328	37,661	54,989
Okeechobee	32	56	88	4,054	6,539	10,593
Orange	3,801	2,103	5,904	186,536	283,377	469,913
Osceola	1,495	536	2,031	48,734	67,442	116,176
Out-Of-State	535	702	1,237	87,214	99,134	186,348
Palm Beach	4,409	1,260	5,669	211,400	370,744	582,144
Pasco	897	1,144	2,041	72,323	111,809	184,132
Pinellas	2,408	3,591	5,999	130,864	256,259	387,123
Polk	1,343	769	2,112	77,816	131,157	208,973
Putnam	33	83	116	6,234	10,860	17,094
Santa Rosa	278	211	489	19,499	33,805	53,304
Sarasota	564	1,251	1,815	82,784	139,343	222,127
Seminole	483	226	709	62,450	94,771	157,221
St. Johns	192	447	639	35,018	82,413	117,431
St. Lucie	406	501	907	42,979	65,291	108,270
Sumter	35	255	290	15,395	64,998	80,393
Suwannee	14	55	69	2,264	6,716	8,980
Taylor	2	12	14	1,787	3,237	5,024
Union	2	110	112	638	1,601	2,239
Unknown	56	47	103	3,108	4,073	7,181
Volusia	672	521	1,193	68,580	123,833	192,413
Wakulla	30	46	76	3,000	6,298	9,298
Walton	137	26	163	7,410	13,955	21,365
Washington	5	7	12	1,768	3,427	5,195
<b>Total</b>	<b>40,523</b>	<b>42,277</b>	<b>82,800</b>	<b>2,921,684</b>	<b>5,012,332</b>	<b>7,934,016</b>