

COVID-19: vaccine summary

Vaccination data through Apr 8, 2021 as of Apr 9, 2021 at 12:05 AM

Data in this report are provisional and subject to change.

Data in this summary pertain to COVID-19 vaccines approved by the U.S. Food and Drug Administration and have been issued an Emergency Use Authorization (Janssen COVID-19 Vaccine, Moderna COVID-19 Vaccine and Pfizer-BioNTech COVID-19 Vaccine). These data summarize the number of people who have received either their first dose or have completed the series for a COVID-19 vaccine. **A person can only be counted in one category, first dose or series complete.** For persons receiving Moderna or Pfizer vaccines, once they receive their second dose, they are moved from the first dose column to the series completed column. **Because of this, the total first dose category may show a change from report to report not matching the total receiving their first dose from the previous day.** Persons receiving Johnson & Johnson vaccines will always be counted in the series completed column.

COVID-19 doses for vaccinated persons in Florida

Doses 10,732,071

People receiving one dose of a 1-dose series (Johnson & Johnson) or receiving only one dose of a 2-dose series (Moderna, Pfizer) count once. Persons receiving both doses of a 2-dose series count twice.

Current status of persons vaccinated for COVID-19 in Florida

Total people vaccinated 6,942,405

First dose 2,751,892

Series completed 4,190,513

Completed 1-dose series 400,847

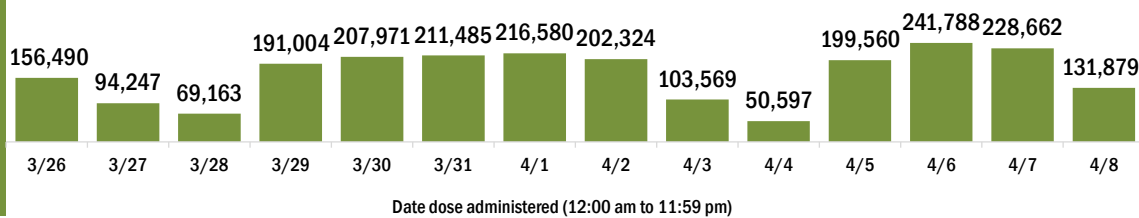
Completed 2-dose series 3,789,666

First dose: current number of people who have only received their first dose of the Moderna or Pfizer vaccine.

Series complete: current number of people who have received both Moderna or Pfizer vaccine doses or one Johnson & Johnson dose and are considered fully immunized.

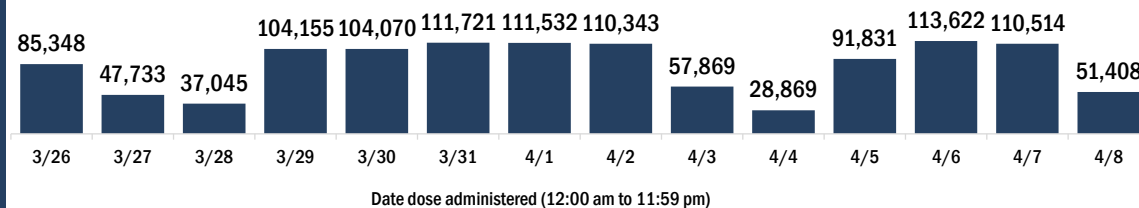
Demographic summary	First dose	Series complete	Total people vaccinated
Age group	2,751,892	4,190,513	6,942,405
16-24 years	129,090	78,281	207,371
25-34 years	195,586	197,013	392,599
35-44 years	317,251	268,058	585,309
45-54 years	513,305	368,592	881,897
55-64 years	794,943	613,124	1,408,067
65-74 years	445,038	1,501,214	1,946,252
75-84 years	258,304	872,823	1,131,127
85+ years	98,375	291,408	389,783
Race	2,751,892	4,190,513	6,942,405
American Indian/Alaskan	9,984	14,428	24,412
Black	177,791	274,542	452,333
Other	275,577	428,285	703,862
Unknown	498,211	558,807	1,057,018
White	1,790,329	2,914,451	4,704,780
Other race includes Asian, native Hawaiian/Pacific Islander, or other.			
Ethnicity	2,751,892	4,190,513	6,942,405
Hispanic	411,693	528,849	940,542
Non-Hispanic	1,346,196	2,296,618	3,642,814
Unknown	994,003	1,365,046	2,359,049
Gender	2,751,892	4,190,513	6,942,405
Female	1,496,682	2,408,270	3,904,952
Male	1,241,002	1,777,176	3,018,178
Unknown	14,208	5,067	19,275

COVID-19 doses administered for the past 2 weeks

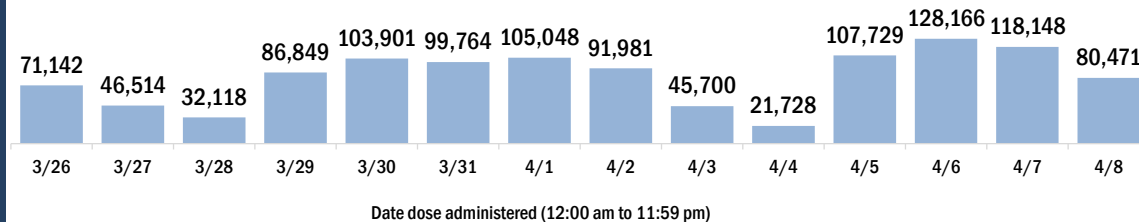


Persons vaccinated for COVID-19 for the past 2 weeks

Number of persons who received their first dose of a two-dose series of the COVID-19 vaccine



Number of persons who completed the COVID-19 vaccine series



COVID-19: vaccine summary

Vaccination data through Apr 8, 2021 as of Apr 9, 2021 at 12:05 AM

Data in this report are provisional and subject to change.

This table summarizes the number of people who have received either their first dose or have completed the series for a COVID-19 vaccine. A person can only be counted in one category, first dose or series complete. Persons receiving Johnson & Johnson vaccines will always be counted in the series completed column (see previous page for additional information).

County of residence	Yesterday (Apr 8)			Cumulative		
	First dose	Series complete	Total people vaccinated	First dose	Series complete	Total people vaccinated
Alachua	319	506	825	31,874	59,629	91,503
Baker	21	43	64	1,506	2,967	4,473
Bay	112	419	531	11,912	30,627	42,539
Bradford	56	28	84	1,355	3,244	4,599
Brevard	1,327	628	1,955	79,587	110,038	189,625
Broward	3,733	5,654	9,387	252,447	368,306	620,753
Calhoun	56	43	99	587	1,991	2,578
Charlotte	167	587	754	40,608	49,133	89,741
Citrus	574	222	796	20,052	32,261	52,313
Clay	472	685	1,157	18,181	34,300	52,481
Collier	499	1,328	1,827	53,680	97,933	151,613
Columbia	222	174	396	3,572	9,790	13,362
Dade	6,928	15,581	22,509	356,318	543,351	899,669
Desoto	176	31	207	3,719	4,686	8,405
Dixie	1	19	20	1,081	1,868	2,949
Duval	2,918	4,083	7,001	106,548	166,920	273,468
Escambia	1,151	389	1,540	29,422	51,758	81,180
Flagler	207	240	447	15,642	28,030	43,672
Franklin	17	9	26	880	2,567	3,447
Gadsden	41	81	122	4,334	9,667	14,001
Gilchrist	3	28	31	861	2,303	3,164
Glades	4	15	19	578	1,747	2,325
Gulf	7	17	24	934	2,808	3,742
Hamilton	15	21	36	674	1,805	2,479
Hardee	9	32	41	1,613	2,912	4,525
Hendry	112	323	435	3,869	4,943	8,812
Hernando	224	1,266	1,490	21,713	34,178	55,891
Highlands	125	156	281	16,451	19,983	36,434
Hillsborough	5,130	7,273	12,403	199,062	223,904	422,966
Holmes	34	10	44	893	2,415	3,308
Indian River	347	319	666	27,531	40,643	68,174
Jackson	178	107	285	3,800	7,656	11,456
Jefferson	11	19	30	1,181	2,911	4,092
Lafayette	6	1	7	432	1,203	1,635
Lake	434	625	1,059	51,258	84,805	136,063
Lee	741	2,328	3,069	107,464	154,535	261,999
Leon	958	711	1,669	35,663	55,543	91,206
Levy	40	105	145	2,970	6,009	8,979
Liberty	18	7	25	330	1,067	1,397
Madison	27	51	78	1,159	3,245	4,404
Manatee	572	2,267	2,839	58,946	80,672	139,618
Marion	637	1,761	2,398	37,500	71,668	109,168
Martin	135	259	394	21,251	39,948	61,199
Monroe	95	141	236	11,721	15,151	26,872
Nassau	79	262	341	8,329	21,246	29,575
Okaloosa	598	134	732	15,453	33,306	48,759
Okeechobee	28	392	420	3,210	5,822	9,032
Orange	5,657	7,296	12,953	168,957	227,187	396,144
Osceola	1,100	1,847	2,947	42,055	53,332	95,387
Out-Of-State	861	1,068	1,929	80,597	78,644	159,241
Palm Beach	2,247	5,142	7,389	180,393	323,249	503,642
Pasco	1,725	1,907	3,632	67,563	92,058	159,621
Pinellas	2,914	5,749	8,663	135,092	209,813	344,905
Polk	1,764	2,584	4,348	74,814	107,080	181,894
Putnam	34	146	180	6,356	9,471	15,827
Santa Rosa	259	155	414	18,653	29,177	47,830
Sarasota	1,415	896	2,311	85,804	116,951	202,755
Seminole	1,201	1,014	2,215	54,976	80,374	135,350
St. Johns	574	862	1,436	37,495	70,591	108,086
St. Lucie	566	394	960	34,097	58,675	92,772
Sumter	115	313	428	18,678	58,787	77,465
Suwannee	100	84	184	2,439	5,995	8,434
Taylor	11	11	22	1,734	2,931	4,665
Union	21	13	34	697	1,413	2,110
Unknown	48	107	155	2,684	3,395	6,079
Volusia	1,134	1,373	2,507	59,812	108,754	168,566
Wakulla	21	49	70	2,714	5,621	8,335
Walton	54	56	110	6,733	12,494	19,227
Washington	22	26	48	1,398	3,027	4,425
Total	51,407	80,472	131,879	2,751,892	4,190,513	6,942,405