

# COVID-19: vaccine summary

Vaccination data through Apr 6, 2021 as of Apr 7, 2021 at 12:05 AM

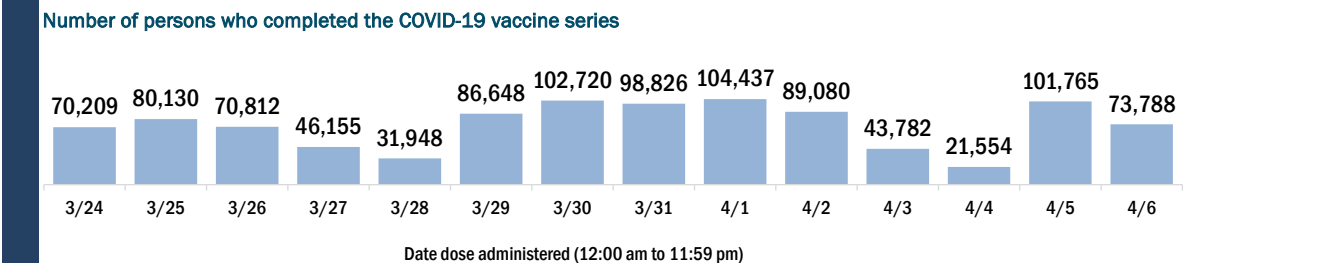
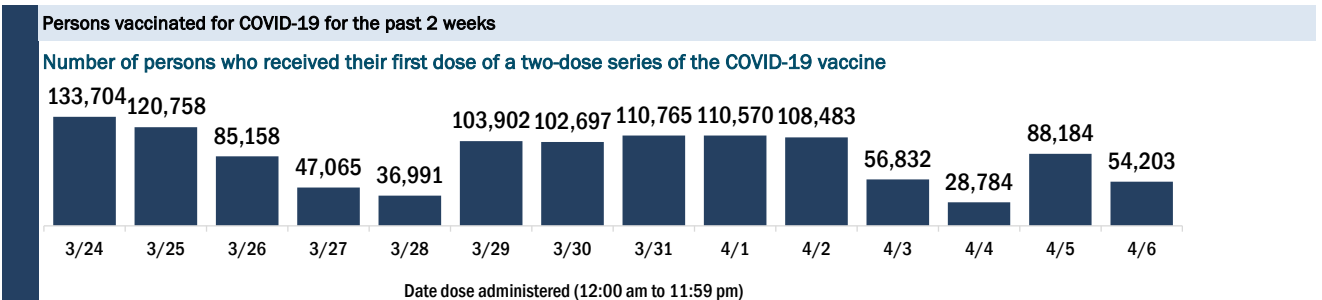
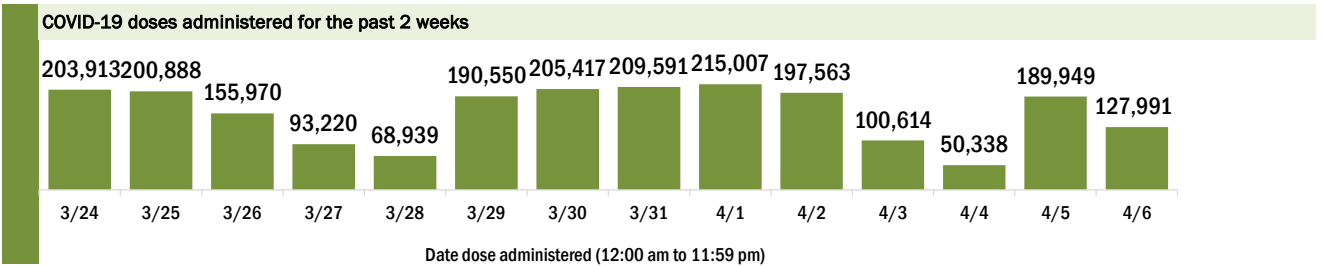
Data in this report are provisional and subject to change.

Data in this summary pertain to COVID-19 vaccines approved by the U.S. Food and Drug Administration and have been issued an Emergency Use Authorization (Janssen COVID-19 Vaccine, Moderna COVID-19 Vaccine and Pfizer-BioNTech COVID-19 Vaccine). These data summarize the number of people who have received either their first dose or have completed the series for a COVID-19 vaccine. **A person can only be counted in one category, first dose or series complete.** For persons receiving Moderna or Pfizer vaccines, once they receive their second dose, they are moved from the first dose column to the series completed column. **Because of this, the total first dose category may show a change from report to report not matching the total receiving their first dose from the previous day.** Persons receiving Johnson & Johnson vaccines will always be counted in the series completed column.

COVID-19 doses for vaccinated persons in Florida	
<b>Doses</b>	<b>10,212,057</b>
People receiving one dose of a 1-dose series (Johnson & Johnson) or receiving only one dose of a 2-dose series (Moderna, Pfizer) count once. Persons receiving both doses of a 2-dose series count twice.	

Current status of persons vaccinated for COVID-19 in Florida	
<b>Total people vaccinated</b>	<b>6,630,107</b>
First dose	2,715,857
Series completed	3,914,250
Completed 1-dose series	332,300
Completed 2-dose series	3,581,950
<b>First dose:</b> current number of people who have only received their first dose of the Moderna or Pfizer vaccine.	
<b>Series complete:</b> current number of people who have received both Moderna or Pfizer vaccine doses or one Johnson & Johnson dose and are considered fully immunized.	

Demographic summary	First dose	Series complete	Total people vaccinated
<b>Age group</b>	<b>2,715,857</b>	<b>3,914,250</b>	<b>6,630,107</b>
16-24 years	99,004	64,125	163,129
25-34 years	162,438	173,416	335,854
35-44 years	284,801	237,986	522,787
45-54 years	495,140	329,383	824,523
55-64 years	821,881	531,603	1,353,484
65-74 years	471,913	1,452,335	1,924,248
75-84 years	276,590	843,913	1,120,503
85+ years	104,090	281,489	385,579
<b>Race</b>	<b>2,715,857</b>	<b>3,914,250</b>	<b>6,630,107</b>
American Indian/Alaskan	9,927	13,663	23,590
Black	174,699	255,377	430,076
Other	264,028	405,640	669,668
Unknown	486,097	516,291	1,002,388
White	1,781,106	2,723,279	4,504,385
<b>Other race</b> includes Asian, native Hawaiian/Pacific Islander, or other.			
<b>Ethnicity</b>	<b>2,715,857</b>	<b>3,914,250</b>	<b>6,630,107</b>
Hispanic	391,186	495,026	886,212
Non-Hispanic	1,342,438	2,147,324	3,489,762
Unknown	982,233	1,271,900	2,254,133
<b>Gender</b>	<b>2,715,857</b>	<b>3,914,250</b>	<b>6,630,107</b>
Female	1,489,463	2,255,797	3,745,260
Male	1,212,960	1,653,979	2,866,939
Unknown	13,434	4,474	17,908



# COVID-19: vaccine summary

Vaccination data through Apr 6, 2021 as of Apr 7, 2021 at 12:05 AM

Data in this report are provisional and subject to change.

This table summarizes the number of people who have received either their first dose or have completed the series for a COVID-19 vaccine. A person can only be counted in one category, first dose or series complete. Persons receiving Johnson & Johnson vaccines will always be counted in the series completed column (see previous page for additional information).

County of residence	Yesterday (Apr 6)			Cumulative		
	First dose	Series complete	Total people vaccinated	First dose	Series complete	Total people vaccinated
Alachua	279	664	943	30,481	57,823	88,304
Baker	30	20	50	1,516	2,855	4,371
Bay	85	350	435	12,859	28,206	41,065
Bradford	26	26	52	1,248	3,190	4,438
Brevard	1,036	1,051	2,087	75,735	103,778	179,513
Broward	3,377	5,775	9,152	244,061	342,396	586,457
Calhoun	0	11	11	560	1,924	2,484
Charlotte	353	525	878	41,442	45,907	87,349
Citrus	506	182	688	19,442	31,071	50,513
Clay	657	648	1,305	17,825	32,541	50,366
Collier	388	731	1,119	53,552	91,685	145,237
Columbia	91	642	733	3,473	9,152	12,625
Dade	7,628	13,729	21,357	353,232	501,599	854,831
Desoto	33	317	350	3,615	4,513	8,128
Dixie	3	34	37	1,065	1,784	2,849
Duval	2,885	3,798	6,683	103,702	157,872	261,574
Escambia	587	1,265	1,852	28,083	50,529	78,612
Flagler	185	335	520	15,297	26,695	41,992
Franklin	12	60	72	918	2,465	3,383
Gadsden	107	71	178	4,347	8,468	12,815
Gilchrist	5	24	29	857	2,223	3,080
Glades	3	68	71	521	1,605	2,126
Gulf	22	42	64	1,003	2,683	3,686
Hamilton	5	25	30	701	1,648	2,349
Hardee	23	47	70	1,765	2,648	4,413
Hendry	12	95	107	3,701	4,466	8,167
Hernando	455	245	700	22,283	31,676	53,959
Highlands	92	295	387	16,960	18,668	35,628
Hillsborough	6,250	5,461	11,711	197,209	202,347	399,556
Holmes	0	11	11	913	2,298	3,211
Indian River	715	249	964	26,669	39,649	66,318
Jackson	73	59	132	2,941	7,342	10,283
Jefferson	32	22	54	1,234	2,778	4,012
Lafayette	21	8	29	415	1,200	1,615
Lake	314	975	1,289	49,716	81,025	130,741
Lee	608	1,832	2,440	110,240	141,585	251,825
Leon	1,646	989	2,635	35,576	52,842	88,418
Levy	25	62	87	2,895	5,746	8,641
Liberty	3	4	7	327	1,010	1,337
Madison	9	82	91	1,169	3,071	4,240
Manatee	435	1,911	2,346	63,066	73,163	136,229
Marion	994	1,067	2,061	37,442	67,477	104,919
Martin	193	138	331	19,878	38,306	58,184
Monroe	69	76	145	11,524	14,527	26,051
Nassau	70	246	316	8,135	20,179	28,314
Okaloosa	852	867	1,719	14,526	32,484	47,010
Okeechobee	413	61	474	3,619	5,301	8,920
Orange	3,921	8,139	12,060	163,731	205,651	369,382
Osceola	816	1,804	2,620	40,816	48,764	89,580
Out-Of-State	819	1,170	1,989	80,229	73,149	153,378
Palm Beach	4,513	2,694	7,207	173,430	308,266	481,696
Pasco	1,632	1,553	3,185	68,467	83,581	152,048
Pinellas	3,905	4,746	8,651	136,874	194,406	331,280
Polk	1,195	2,100	3,295	75,325	98,386	173,711
Putnam	48	127	175	6,630	8,710	15,340
Santa Rosa	361	226	587	18,084	28,109	46,193
Sarasota	1,996	2,410	4,406	85,858	111,291	197,149
Seminole	631	1,023	1,654	53,071	74,605	127,676
St. Johns	320	606	926	36,549	67,238	103,787
St. Lucie	631	312	943	31,410	56,933	88,343
Sumter	101	226	327	19,938	56,601	76,539
Suwannee	103	136	239	2,355	5,774	8,129
Taylor	12	41	53	1,736	2,820	4,556
Union	31	4	35	674	1,385	2,059
Unknown	45	133	178	3,355	2,474	5,829
Volusia	1,446	988	2,434	58,695	103,572	162,267
Wakulla	27	41	68	2,738	5,425	8,163
Walton	39	95	134	6,755	11,880	18,635
Washington	2	21	23	1,399	2,830	4,229
<b>Total</b>	<b>54,201</b>	<b>73,790</b>	<b>127,991</b>	<b>2,715,857</b>	<b>3,914,250</b>	<b>6,630,107</b>