

COVID-19: vaccine summary

Vaccination data through Apr 4, 2021 as of Apr 5, 2021 at 12:05 AM

Data in this report are provisional and subject to change.

Data in this summary pertain to COVID-19 vaccines approved by the U.S. Food and Drug Administration and have been issued an Emergency Use Authorization (Janssen COVID-19 Vaccine, Moderna COVID-19 Vaccine and Pfizer-BioNTech COVID-19 Vaccine). These data summarize the number of people who have received either their first dose or have completed the series for a COVID-19 vaccine. **A person can only be counted in one category, first dose or series complete.** For persons receiving Moderna or Pfizer vaccines, once they receive their second dose, they are moved from the first dose column to the series completed column. **Because of this, the total first dose category may show a change from report to report not matching the total receiving their first dose from the previous day.** Persons receiving Johnson & Johnson vaccines will always be counted in the series completed column.

COVID-19 doses for vaccinated persons in Florida

Doses 9,770,060

People receiving one dose of a 1-dose series (Johnson & Johnson) or receiving only one dose of a 2-dose series (Moderna, Pfizer) count once. Persons receiving both doses of a 2-dose series count twice.

Current status of persons vaccinated for COVID-19 in Florida

Total people vaccinated 6,357,049

First dose 2,670,869

Series completed 3,686,180

Completed 1-dose series 273,169

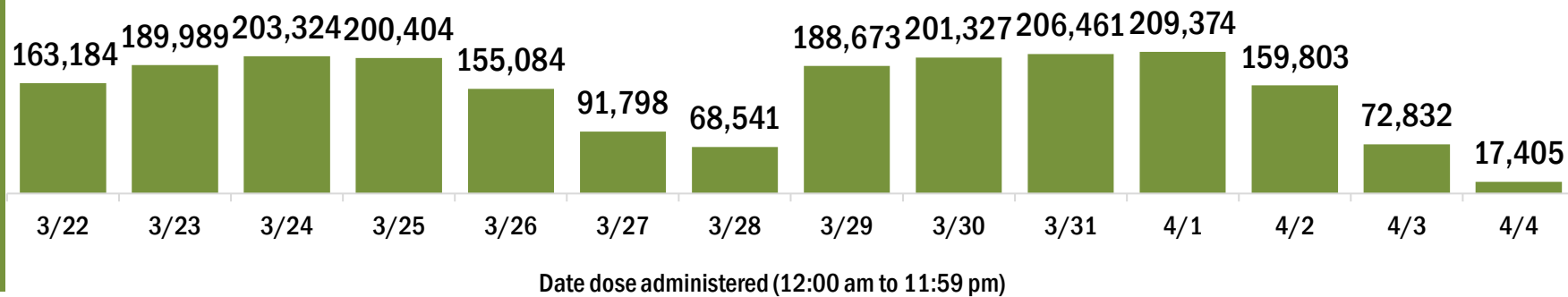
Completed 2-dose series 3,413,011

First dose: current number of people who have only received their first dose of the Moderna or Pfizer vaccine.

Series complete: current number of people who have received both Moderna or Pfizer vaccine doses or one Johnson & Johnson dose and are considered fully immunized.

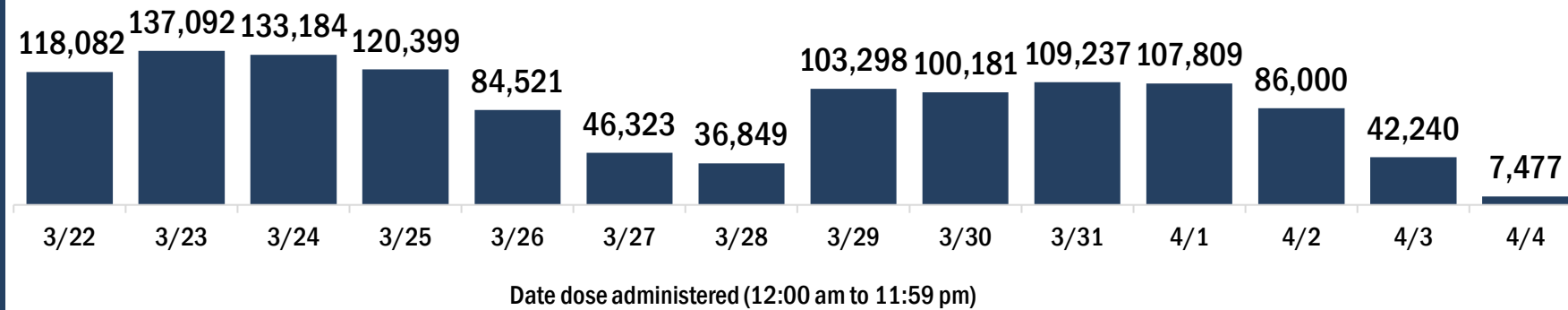
Demographic summary	First dose	Series complete	Total people vaccinated
Age group	2,670,869	3,686,180	6,357,049
16-24 years	78,669	54,471	133,140
25-34 years	140,677	155,992	296,669
35-44 years	255,380	213,935	469,315
45-54 years	467,955	296,787	764,742
55-64 years	833,448	465,570	1,299,018
65-74 years	494,768	1,407,977	1,902,745
75-84 years	291,629	818,280	1,109,909
85+ years	108,343	273,168	381,511
Race	2,670,869	3,686,180	6,357,049
American Indian/Alaskan	9,987	12,955	22,942
Black	172,475	238,630	411,105
Other	253,463	387,189	640,652
Unknown	486,137	486,942	973,079
White	1,748,807	2,560,464	4,309,271
Other race includes Asian, native Hawaiian/Pacific Islander, or other.			
Ethnicity	2,670,869	3,686,180	6,357,049
Hispanic	379,064	464,604	843,668
Non-Hispanic	1,314,492	2,017,995	3,332,487
Unknown	977,313	1,203,581	2,180,894
Gender	2,670,869	3,686,180	6,357,049
Female	1,474,863	2,130,414	3,605,277
Male	1,182,945	1,551,727	2,734,672
Unknown	13,061	4,039	17,100

COVID-19 doses administered for the past 2 weeks

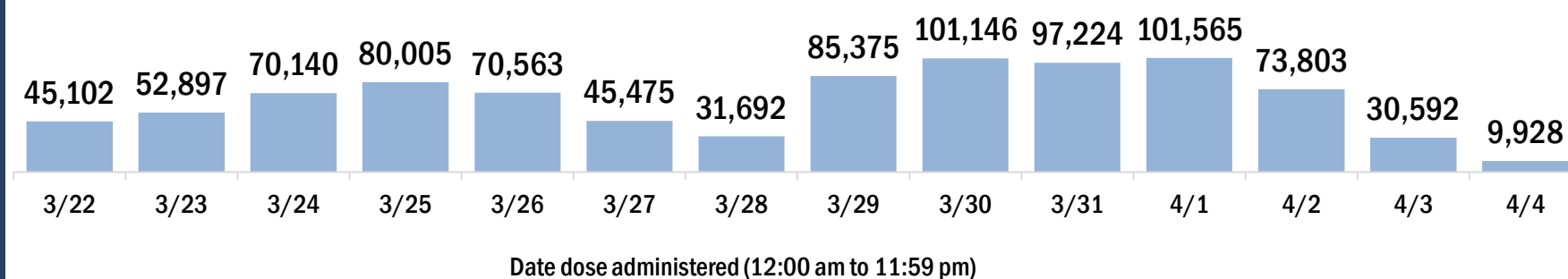


Persons vaccinated for COVID-19 for the past 2 weeks

Number of persons who received their first dose of a two-dose series of the COVID-19 vaccine



Number of persons who completed the COVID-19 vaccine series



COVID-19: vaccine summary

Vaccination data through Apr 4, 2021 as of Apr 5, 2021 at 12:05 AM

Data in this report are provisional and subject to change.

This table summarizes the number of people who have received either their first dose or have completed the series for a COVID-19 vaccine. A person can only be counted in one category, first dose or series complete. Persons receiving Johnson & Johnson vaccines will always be counted in the series completed column (see previous page for additional information).

County of residence	Yesterday (Apr 4)			Cumulative		
	First dose	Series complete	Total people vaccinated	First dose	Series complete	Total people vaccinated
Alachua	109	149	258	30,638	55,398	86,036
Baker	7	0	7	1,440	2,792	4,232
Bay	35	32	67	13,614	26,322	39,936
Bradford	2	1	3	1,193	3,117	4,310
Brevard	195	135	330	75,263	97,932	173,195
Broward	460	723	1,183	243,488	322,157	565,645
Calhoun	0	1	1	564	1,905	2,469
Charlotte	9	11	20	41,313	44,137	85,450
Citrus	42	162	204	19,656	29,896	49,552
Clay	102	43	145	17,334	30,915	48,249
Collier	63	68	131	54,081	87,522	141,603
Columbia	6	1	7	3,787	8,395	12,182
Dade	2,055	2,855	4,910	342,566	465,779	808,345
Desoto	4	0	4	3,863	3,988	7,851
Dixie	0	2	2	1,037	1,715	2,752
Duval	1,380	1,060	2,440	101,449	148,376	249,825
Escambia	41	4	45	28,909	47,853	76,762
Flagler	32	16	48	15,561	25,385	40,946
Franklin	0	2	2	931	2,390	3,321
Gadsden	9	11	20	4,291	8,202	12,493
Gilchrist	1	2	3	881	2,130	3,011
Glades	0	0	0	589	1,458	2,047
Gulf	0	1	1	998	2,609	3,607
Hamilton	3	4	7	713	1,586	2,299
Hardee	4	3	7	1,731	2,539	4,270
Hendry	4	12	16	3,633	4,034	7,667
Hernando	38	124	162	21,951	30,875	52,826
Highlands	7	9	16	18,320	16,221	34,541
Hillsborough	177	945	1,122	185,539	185,953	371,492
Holmes	1	1	2	872	2,235	3,107
Indian River	15	6	21	24,246	38,207	62,453
Jackson	1	1	2	2,905	7,167	10,072
Jefferson	1	0	1	1,192	2,707	3,899
Lafayette	0	0	0	402	1,163	1,565
Lake	56	49	105	48,809	78,037	126,846
Lee	90	111	201	108,469	135,481	243,950
Leon	86	112	198	33,579	50,123	83,702
Levy	2	9	11	3,165	5,093	8,258
Liberty	0	0	0	328	1,002	1,330
Madison	1	0	1	1,225	2,939	4,164
Manatee	39	67	106	65,059	67,100	132,159
Marion	57	41	98	37,503	64,443	101,946
Martin	17	6	23	19,209	37,571	56,780
Monroe	49	24	73	11,662	13,712	25,374
Nassau	9	36	45	8,360	19,424	27,784
Okaloosa	7	16	23	14,688	30,736	45,424
Okeechobee	4	5	9	3,200	5,168	8,368
Orange	519	1,050	1,569	155,075	187,582	342,657
Osceola	98	191	289	38,845	44,904	83,749
Out-Of-State	309	211	520	79,699	68,918	148,617
Palm Beach	306	288	594	169,800	295,815	465,615
Pasco	69	178	247	66,295	79,905	146,200
Pinellas	177	329	506	136,544	182,159	318,703
Polk	175	307	482	78,980	90,076	169,056
Putnam	8	12	20	6,616	8,388	15,004
Santa Rosa	13	2	15	16,965	27,138	44,103
Sarasota	46	58	104	90,351	100,669	191,020
Seminole	169	124	293	50,827	70,476	121,303
St. Johns	90	119	209	35,283	65,062	100,345
St. Lucie	42	18	60	28,556	55,671	84,227
Sumter	14	19	33	21,213	54,844	76,057
Suwannee	12	3	15	2,293	5,466	7,759
Taylor	1	1	2	1,592	2,722	4,314
Union	1	1	2	597	1,372	1,969
Unknown	5	23	28	3,244	2,216	5,460
Volusia	196	113	309	57,179	99,311	156,490
Wakulla	3	8	11	2,704	5,304	8,008
Walton	1	8	9	6,668	11,578	18,246
Washington	3	5	8	1,337	2,715	4,052
Total	7,477	9,928	17,405	2,670,869	3,686,180	6,357,049