

COVID-19: vaccine summary

Vaccination data through Mar 31, 2021 as of Apr 1, 2021 at 12:05 AM

Data in this report are provisional and subject to change.

Data in this summary pertain to COVID-19 vaccines approved by the U.S. Food and Drug Administration and have been issued an Emergency Use Authorization (Janssen COVID-19 Vaccine, Moderna COVID-19 Vaccine and Pfizer-BioNTech COVID-19 Vaccine). These data summarize the number of people who have received either their first dose or have completed the series for a COVID-19 vaccine. **A person can only be counted in one category, first dose or series complete.** For persons receiving Moderna or Pfizer vaccines, once they receive their second dose, they are moved from the first dose column to the series completed column. **Because of this, the total first dose category may show a change from report to report not matching the total receiving their first dose from the previous day.** Persons receiving Johnson & Johnson vaccines will always be counted in the series completed column.

COVID-19 doses for vaccinated persons in Florida

Doses 9,136,036

People receiving one dose of a 1-dose series (Johnson & Johnson) or receiving only one dose of a 2-dose series (Moderna, Pfizer) count once. Persons receiving both doses of a 2-dose series count twice.

Current status of persons vaccinated for COVID-19 in Florida

Total people vaccinated 5,979,461

First dose 2,580,605

Series completed 3,398,856

Completed 1-dose series 242,281

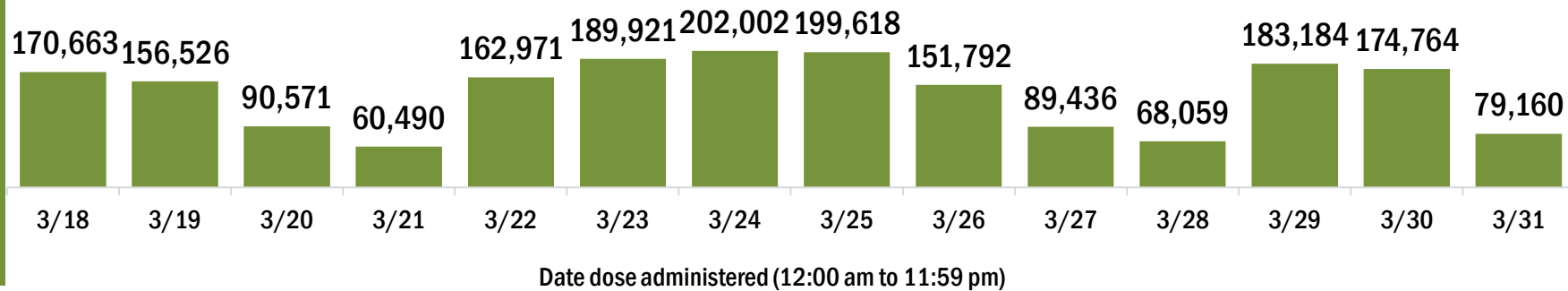
Completed 2-dose series 3,156,575

First dose: current number of people who have only received their first dose of the Moderna or Pfizer vaccine.

Series complete: current number of people who have received both Moderna or Pfizer vaccine doses or one Johnson & Johnson dose and are considered fully immunized.

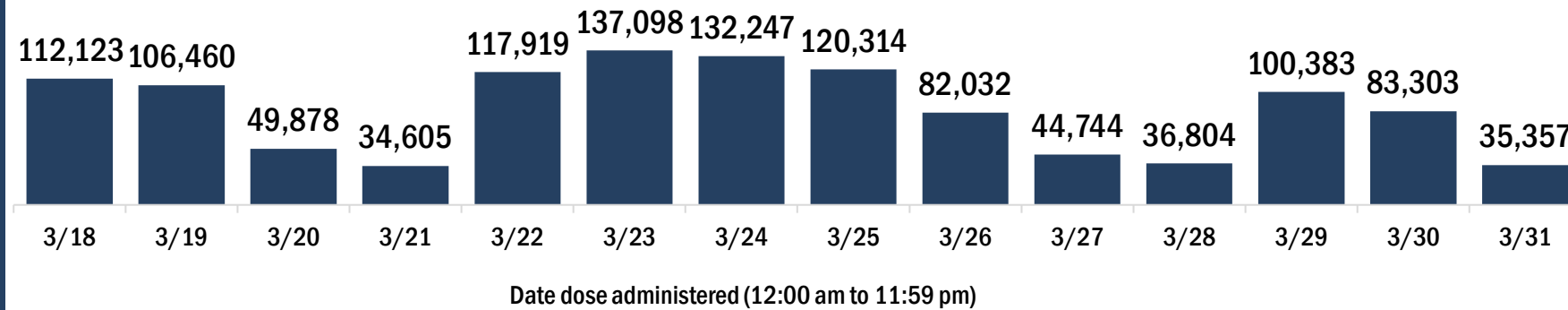
Demographic summary	First dose	Series complete	Total people vaccinated
Age group	2,580,605	3,398,856	5,979,461
16-24 years	74,705	45,352	120,057
25-34 years	138,218	137,116	275,334
35-44 years	210,100	184,514	394,614
45-54 years	393,525	253,389	646,914
55-64 years	801,142	398,830	1,199,972
65-74 years	531,765	1,339,317	1,871,082
75-84 years	316,098	778,766	1,094,864
85+ years	115,052	261,572	376,624
Race	2,580,605	3,398,856	5,979,461
American Indian/Alaskan	9,753	12,109	21,862
Black	165,371	218,480	383,851
Other	236,127	361,881	598,008
Unknown	482,754	439,170	921,924
White	1,686,600	2,367,216	4,053,816
Other race includes Asian, native Hawaiian/Pacific Islander, or other.			
Ethnicity	2,580,605	3,398,856	5,979,461
Hispanic	347,699	422,594	770,293
Non-Hispanic	1,253,140	1,874,433	3,127,573
Unknown	979,766	1,101,829	2,081,595
Gender	2,580,605	3,398,856	5,979,461
Female	1,443,041	1,964,121	3,407,162
Male	1,124,718	1,430,851	2,555,569
Unknown	12,846	3,884	16,730

COVID-19 doses administered for the past 2 weeks

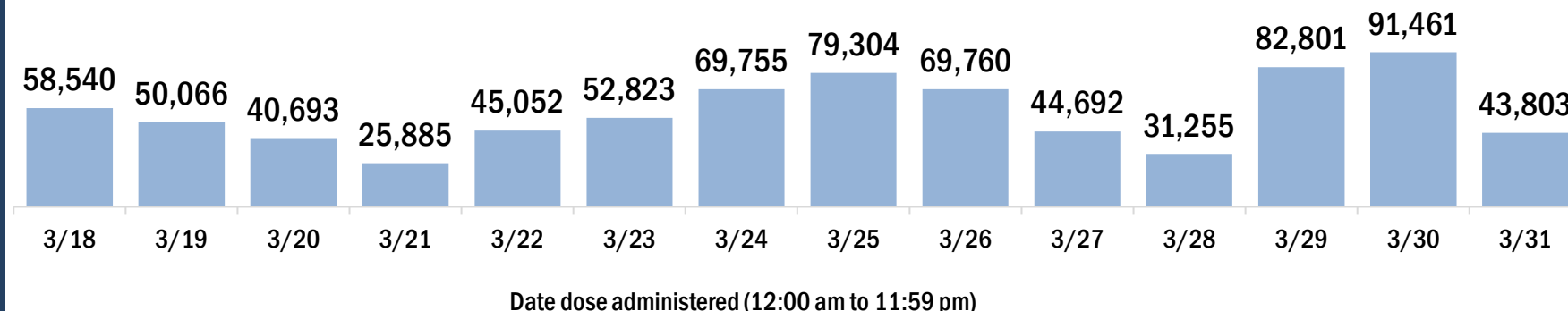


Persons vaccinated for COVID-19 for the past 2 weeks

Number of persons who received their first dose of a two-dose series of the COVID-19 vaccine



Number of persons who completed the COVID-19 vaccine series



COVID-19: vaccine summary

Vaccination data through Mar 31, 2021 as of Apr 1, 2021 at 12:05 AM

Data in this report are provisional and subject to change.

This table summarizes the number of people who have received either their first dose or have completed the series for a COVID-19 vaccine. A person can only be counted in one category, first dose or series complete. Persons receiving Johnson & Johnson vaccines will always be counted in the series completed column (see previous page for additional information).

County of residence	Yesterday (Mar 31)			Cumulative		
	First dose	Series complete	Total people vaccinated	First dose	Series complete	Total people vaccinated
Alachua	239	339	578	28,836	50,786	79,622
Baker	15	39	54	1,357	2,703	4,060
Bay	265	300	565	14,636	24,522	39,158
Bradford	6	64	70	1,227	2,933	4,160
Brevard	1,344	529	1,873	70,781	91,383	162,164
Broward	2,256	3,310	5,566	231,997	293,938	525,935
Calhoun	3	10	13	510	1,870	2,380
Charlotte	212	374	586	42,323	39,634	81,957
Citrus	191	632	823	19,029	28,557	47,586
Clay	443	361	804	16,222	29,677	45,899
Collier	270	191	461	53,646	80,603	134,249
Columbia	145	57	202	3,316	8,221	11,537
Dade	5,136	8,167	13,303	332,157	419,938	752,095
Desoto	13	28	41	3,883	3,601	7,484
Dixie	13	7	20	915	1,560	2,475
Duval	1,997	1,821	3,818	96,675	138,747	235,422
Escambia	361	157	518	30,047	43,783	73,830
Flagler	592	102	694	14,849	24,215	39,064
Franklin	11	21	32	906	2,350	3,256
Gadsden	95	65	160	4,119	7,694	11,813
Gilchrist	4	26	30	909	1,916	2,825
Glades	1	4	5	548	1,423	1,971
Gulf	25	18	43	980	2,531	3,511
Hamilton	86	54	140	688	1,566	2,254
Hardee	39	122	161	1,475	2,249	3,724
Hendry	28	102	130	3,762	3,299	7,061
Hernando	311	90	401	22,309	28,024	50,333
Highlands	94	446	540	19,198	13,890	33,088
Hillsborough	1,279	3,278	4,557	177,373	167,065	344,438
Holmes	2	3	5	880	2,145	3,025
Indian River	481	228	709	23,635	37,086	60,721
Jackson	42	159	201	2,906	6,900	9,806
Jefferson	52	77	129	1,144	2,666	3,810
Lafayette	1	15	16	400	1,157	1,557
Lake	604	1,040	1,644	49,446	72,195	121,641
Lee	824	840	1,664	102,745	123,097	225,842
Leon	685	401	1,086	31,652	48,106	79,758
Levy	41	38	79	3,090	4,842	7,932
Liberty	45	18	63	328	992	1,320
Madison	57	101	158	1,209	2,821	4,030
Manatee	366	1,776	2,142	65,340	61,435	126,775
Marion	1,011	141	1,152	38,693	59,660	98,353
Martin	111	151	262	19,469	34,941	54,410
Monroe	144	95	239	10,728	12,699	23,427
Nassau	129	182	311	7,659	18,874	26,533
Okaloosa	673	91	764	14,617	29,091	43,708
Okeechobee	24	31	55	3,597	4,575	8,172
Orange	2,201	3,564	5,765	146,186	166,928	313,114
Osceola	1,054	661	1,715	36,941	40,274	77,215
Out-Of-State	855	703	1,558	75,835	63,603	139,438
Palm Beach	2,636	2,103	4,739	158,929	279,677	438,606
Pasco	717	899	1,616	64,284	72,903	137,187
Pinellas	1,525	2,884	4,409	131,128	169,227	300,355
Polk	896	1,816	2,712	77,408	82,452	159,860
Putnam	75	168	243	6,301	8,129	14,430
Santa Rosa	218	50	268	17,167	24,797	41,964
Sarasota	1,723	2,060	3,783	88,066	95,876	183,942
Seminole	383	572	955	47,309	64,750	112,059
St. Johns	534	567	1,101	32,526	62,764	95,290
St. Lucie	267	295	562	28,136	52,535	80,671
Sumter	285	129	414	23,313	51,404	74,717
Suwannee	67	99	166	2,199	5,290	7,489
Taylor	24	91	115	1,583	2,639	4,222
Union	27	16	43	569	1,309	1,878
Unknown	27	23	50	3,154	1,985	5,139
Volusia	852	832	1,684	57,325	91,802	149,127
Wakulla	44	41	85	2,458	5,017	7,475
Walton	170	118	288	6,310	10,951	17,261
Washington	9	13	22	1,267	2,584	3,851
Total	35,355	43,805	79,160	2,580,605	3,398,856	5,979,461